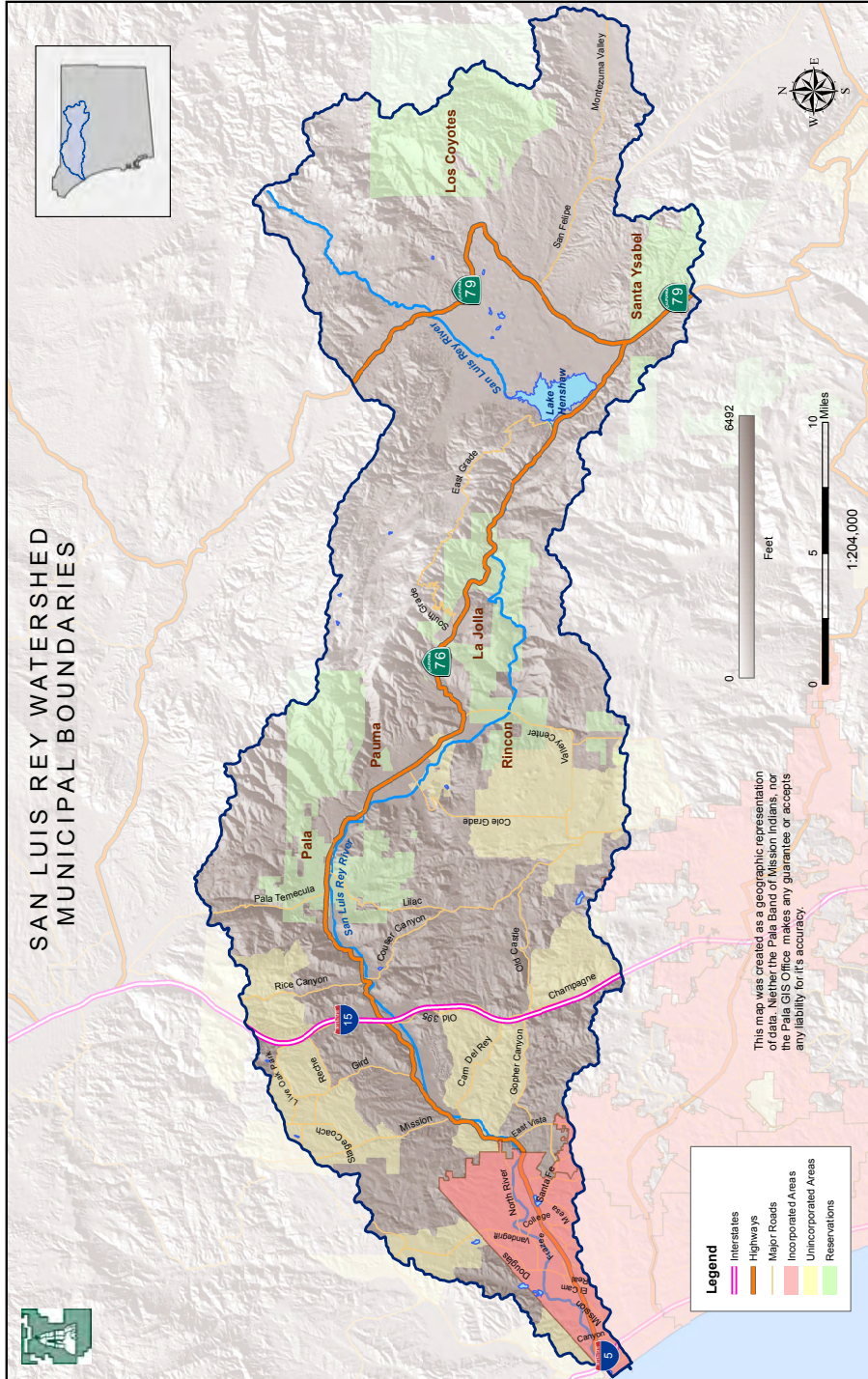


Hazard Mitigation Plan Update, Pala Band of Mission Indians

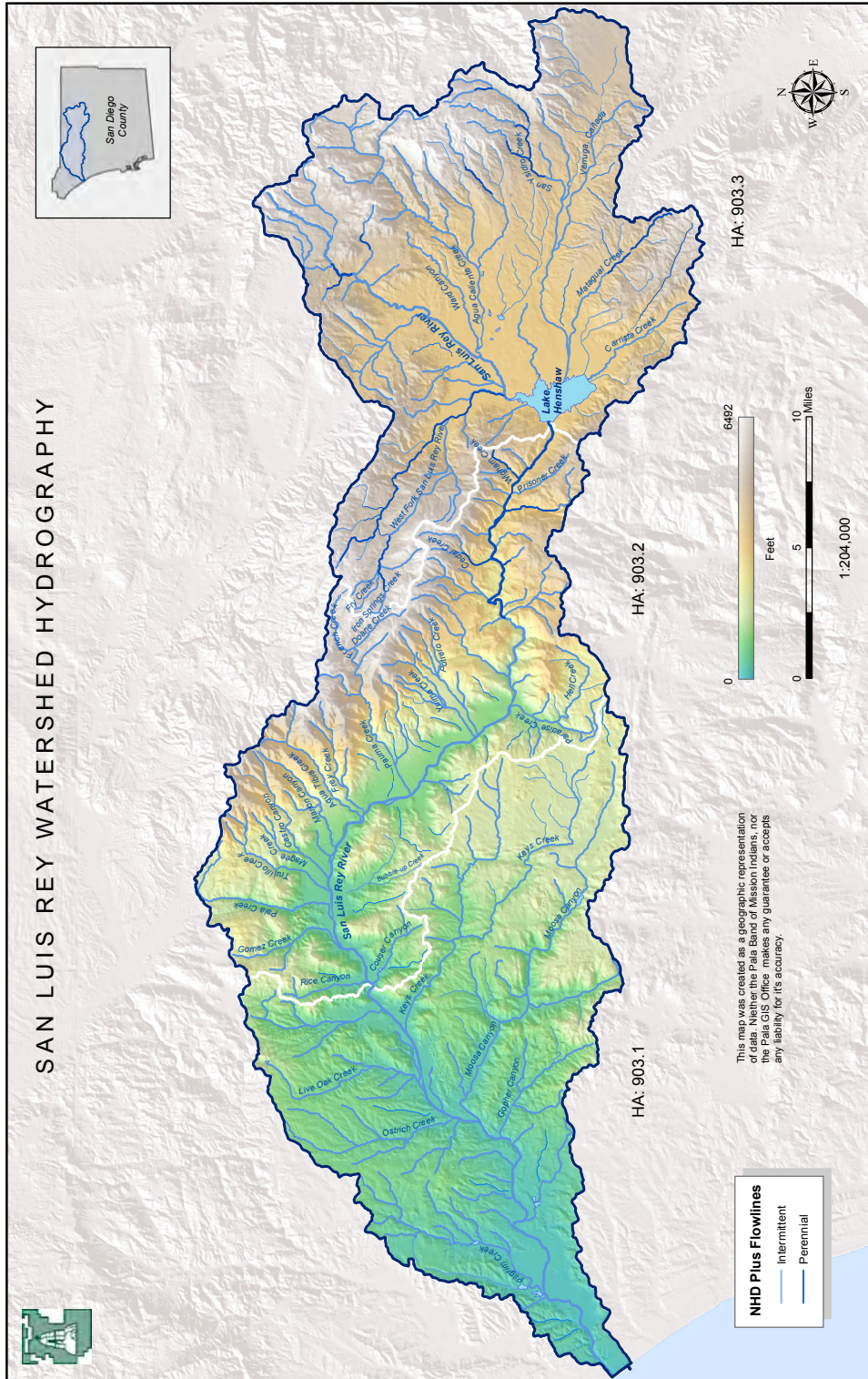
Appendix B. Risk Assessment Supporting Materials

San Luis Rey Watershed Municipal Boundaries



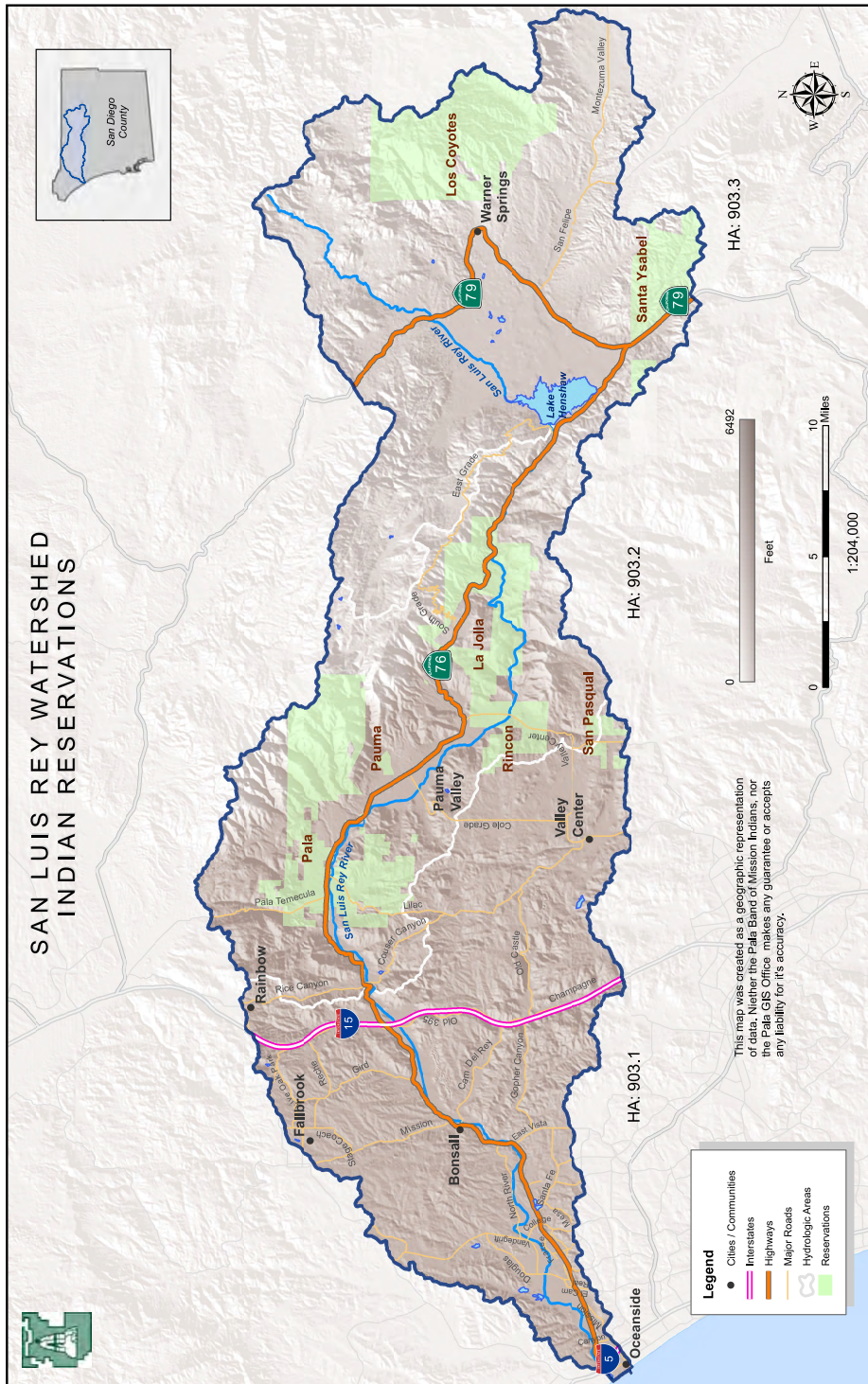
Hazard Mitigation Plan Update, Pala Band of Mission Indians

San Luis Rey Watershed Hydrography



Hazard Mitigation Plan Update, Pala Band of Mission Indians

San Luis Rey Watershed Indian Reservations



Hazard Mitigation Plan Update, Pala Band of Mission Indians

Hazus-MH Assumptions

Data received from the tribe was processed for use in the Hazus-MH risk assessment software. Hazus-MH has specific requirements in terms of data field types for User Defined Facilities (UDFs) analysis, a structure specific analysis. If data is not available from the local sources, then default values are imputed as appropriate. The following data is required for the UDF analysis: building type, number of stories, occupancy type, foundation type, cost, content cost, first floor elevation, design level, year built, latitude and longitude.

Occupancy Type

Occupancy type refers to the use of the structure based on Hazus parameters such as residential, commercial, industrial, educational, government, religious, and agricultural. Occupancy type was determined based on data received. The default occupancy type was set to commercial if the occupancy type could not be determined based on information provided (i.e., miscellaneous, other building types).

Structure Replacement Cost

The Craftsman Book Company, 2020 National Building Cost Manual, 44th Edition, was consulted to determine structure cost. The following assumptions were made to determine a regional square multiplier:

- an average square footage of 1400 sqft
- average construction quality
- City of San Diego as a reference city (8% above national average)

This resulted in a \$108.15/sqft multiplier which was then applied to buildings based on the square footage estimated from the building footprint.

Content Cost

For contents/inventory of any structure not provided by the tribe, content costs were calculated based on the occupancy type per the table listed below from the Hazus Flood User Manual.

Table 6.5 ContentCost Field Description

Occupancy	ContentCost
RES1 To RES6 & COM10	Cost * 0.5
COM1 To COM5, COM8, COM9, IND6, AGR1, REL1, GOV1 and EDU1	Cost * 1.0
COM6 To COM7, IND1 To IND5, GOV2 and EDU2	Cost * 1.5

Hazard Mitigation Plan Update, Pala Band of Mission Indians

First Floor Elevation (FFE)

FFE was assumed to be one foot above the ground for the flood analysis.

Foundation Type

Foundations type was assumed as slab on grade for all structures.

Design Level

A low code design level assumption was employed for the earthquake analysis. The design level for the flood analysis was based on the year built per the Hazus Comprehensive Data Management System manual.

Table C.2 Flood Module Design Level

Label	Description
0	Unknown
1	Prior - 1950
2	1950 - 1970
3	Post 1970

Year Built

A default value of 1970 was used for any structure with values not included in the source data from the tribe, per Hazus defaults.

Area

The area, or square footage, for each structure was included in the data provided by the community.

Hazard Mitigation Plan Update, Pala Band of Mission Indians

Elsinore Fault at Pala. 7.5 Earthquake Based off USGS Scenario ShakeMap. (not an actual event)

ID	Name	Occupancy Type	Building Cost	Chance of Property Damage - None	Chance of Property Damage - Complete
US000001	RESIDENTIAL STRUCTURE	RES2 - MANUF HOUSING	\$101,261	5.19%	7.49%
US000002	RESIDENTIAL STRUCTURE	RES2 - MANUF HOUSING	\$101,510	5.19%	7.49%
US000003	RESIDENTIAL STRUCTURE	RES2 - MANUF HOUSING	\$109,513	5.19%	7.49%
US000004	RESIDENTIAL STRUCTURE	RES2 - MANUF HOUSING	\$103,878	5.19%	7.49%
US000005	RESIDENTIAL STRUCTURE	RES2 - MANUF HOUSING	\$89,948	5.19%	7.49%
US000006	RESIDENTIAL STRUCTURE	RES2 - MANUF HOUSING	\$193,567	5.19%	7.49%
US000007	RESIDENTIAL STRUCTURE	RES1 - SINGLE FAMILY DWELLING	\$171,926	5.19%	7.49%
US000008	RESIDENTIAL STRUCTURE	RES1 - SINGLE FAMILY DWELLING	\$222,886	5.19%	7.49%
US000009	RESIDENTIAL STRUCTURE	RES2 - MANUF HOUSING	\$101,228	6.15%	6.43%

Hazard Mitigation Plan Update, Pala Band of Mission Indians

US000010	RESIDENTIAL STRUCTURE	RES1 - SINGLE FAMILY DWELLING	\$236,978	6.15%	6.43%
US000011	RESIDENTIAL STRUCTURE	RES2 - MANUF HOUSING	\$79,912	6.15%	6.43%
US000012	RESIDENTIAL STRUCTURE	RES1 - SINGLE FAMILY DWELLING	\$270,224	6.15%	6.43%
US000013	RESIDENTIAL STRUCTURE	RES1 - SINGLE FAMILY DWELLING	\$137,697	6.15%	6.43%
US000014	RESIDENTIAL STRUCTURE	RES1 - SINGLE FAMILY DWELLING	\$227,407	6.15%	6.43%
US000015	RESIDENTIAL STRUCTURE	RES1 - SINGLE FAMILY DWELLING	\$173,527	6.15%	6.43%
US000016	RESIDENTIAL STRUCTURE	RES1 - SINGLE FAMILY DWELLING	\$223,405	6.15%	6.43%
US000017	RESIDENTIAL STRUCTURE	RES1 - SINGLE FAMILY DWELLING	\$267,585	7.64%	5.20%
US000018	RESIDENTIAL STRUCTURE	RES1 - SINGLE FAMILY DWELLING	\$326,159	7.64%	5.20%
US000019	RESIDENTIAL STRUCTURE	RES1 - SINGLE FAMILY DWELLING	\$267,585	7.64%	5.20%
US000020	RESIDENTIAL STRUCTURE	RES1 - SINGLE FAMILY DWELLING	\$267,585	7.64%	5.20%
US000021	RESIDENTIAL STRUCTURE	RES1 - SINGLE FAMILY DWELLING	\$267,585	7.64%	5.20%

Hazard Mitigation Plan Update, Pala Band of Mission Indians

US000022	RESIDENTIAL STRUCTURE	RES1 - SINGLE FAMILY DWELLING	\$267,585	7.64%	5.20%
US000023	RESIDENTIAL STRUCTURE	RES1 - SINGLE FAMILY DWELLING	\$446,346	7.64%	5.20%
US000024	RESIDENTIAL STRUCTURE	RES1 - SINGLE FAMILY DWELLING	\$267,585	7.64%	5.20%
US000025	RESIDENTIAL STRUCTURE	RES1 - SINGLE FAMILY DWELLING	\$267,585	7.64%	5.20%
US000026	RESIDENTIAL STRUCTURE	RES1 - SINGLE FAMILY DWELLING	\$267,585	7.64%	5.20%
US000027	RESIDENTIAL STRUCTURE	RES1 - SINGLE FAMILY DWELLING	\$370,122	6.15%	6.43%
US000028	RESIDENTIAL STRUCTURE	RES1 - SINGLE FAMILY DWELLING	\$328,105	5.19%	7.49%
US000029	RESIDENTIAL STRUCTURE	RES1 - SINGLE FAMILY DWELLING	\$273,154	6.15%	6.43%
US000030	RESIDENTIAL STRUCTURE	RES1 - SINGLE FAMILY DWELLING	\$319,421	8.80%	4.48%
US000031	RESIDENTIAL STRUCTURE	RES1 - SINGLE FAMILY DWELLING	\$325,964	7.64%	5.20%
US000032	RESIDENTIAL STRUCTURE	RES1 - SINGLE FAMILY DWELLING	\$272,862	7.64%	5.20%
US000033	RESIDENTIAL STRUCTURE	RES1 - SINGLE FAMILY DWELLING	\$458,697	7.64%	5.20%

Hazard Mitigation Plan Update, Pala Band of Mission Indians

US000034	RESIDENTIAL STRUCTURE	RES1 - SINGLE FAMILY DWELLING	\$360,010	7.64%	5.20%
US000035	RESIDENTIAL STRUCTURE	RES1 - SINGLE FAMILY DWELLING	\$324,201	7.64%	5.20%
US000036	RESIDENTIAL STRUCTURE	RES1 - SINGLE FAMILY DWELLING	\$326,191	7.64%	5.20%
US000037	RESIDENTIAL STRUCTURE	RES1 - SINGLE FAMILY DWELLING	\$276,442	7.64%	5.20%
US000038	RESIDENTIAL STRUCTURE	RES1 - SINGLE FAMILY DWELLING	\$323,574	7.64%	5.20%
US000039	RESIDENTIAL STRUCTURE	RES1 - SINGLE FAMILY DWELLING	\$246,495	7.64%	5.20%
US000040	RESIDENTIAL STRUCTURE	RES1 - SINGLE FAMILY DWELLING	\$312,424	7.64%	5.20%
US000041	RESIDENTIAL STRUCTURE	RES1 - SINGLE FAMILY DWELLING	\$262,934	7.64%	5.20%
US000042	RESIDENTIAL STRUCTURE	RES1 - SINGLE FAMILY DWELLING	\$296,926	7.64%	5.20%
US000043	RESIDENTIAL STRUCTURE	RES1 - SINGLE FAMILY DWELLING	\$415,599	7.64%	5.20%
US000044	RESIDENTIAL STRUCTURE	RES1 - SINGLE FAMILY DWELLING	\$289,334	7.64%	5.20%
US000045	RESIDENTIAL STRUCTURE	RES1 - SINGLE FAMILY DWELLING	\$289,334	7.64%	5.20%

Hazard Mitigation Plan Update, Pala Band of Mission Indians

US000046	RESIDENTIAL STRUCTURE	RES1 - SINGLE FAMILY DWELLING	\$310,401	13.59%	2.64%
US000047	RESIDENTIAL STRUCTURE	RES1 - SINGLE FAMILY DWELLING	\$212,558	13.59%	2.64%
US000048	RESIDENTIAL STRUCTURE	RES1 - SINGLE FAMILY DWELLING	\$291,118	5.19%	7.49%
US000049	RESIDENTIAL STRUCTURE	RES1 - SINGLE FAMILY DWELLING	\$117,743	5.19%	7.49%
US000050	RESIDENTIAL STRUCTURE	RES1 - SINGLE FAMILY DWELLING	\$504,055	5.19%	7.49%
US000051	RESIDENTIAL STRUCTURE	RES1 - SINGLE FAMILY DWELLING	\$251,146	6.15%	6.43%
US000052	RESIDENTIAL STRUCTURE	RES1 - SINGLE FAMILY DWELLING	\$182,244	6.15%	6.43%
US000053	RESIDENTIAL STRUCTURE	RES1 - SINGLE FAMILY DWELLING	\$187,565	6.15%	6.43%
US000054	RESIDENTIAL STRUCTURE	RES1 - SINGLE FAMILY DWELLING	\$198,390	6.15%	6.43%
US000055	OTHER	COM1 – RETAIL TRADE	\$156,861	6.15%	6.43%
US000056	RESIDENTIAL STRUCTURE	RES1 - SINGLE FAMILY DWELLING	\$160,213	6.15%	6.43%
US000057	RESIDENTIAL STRUCTURE	RES1 - SINGLE FAMILY DWELLING	\$176,133	6.15%	6.43%

Hazard Mitigation Plan Update, Pala Band of Mission Indians

US000058	RESIDENTIAL STRUCTURE	RES1 - SINGLE FAMILY DWELLING	\$292,416	6.15%	6.43%
US000059	RESIDENTIAL STRUCTURE	RES1 - SINGLE FAMILY DWELLING	\$136,972	6.15%	6.43%
US000060	RESIDENTIAL STRUCTURE	RES1 - SINGLE FAMILY DWELLING	\$120,890	6.15%	6.43%
US000061	RESIDENTIAL STRUCTURE	RES1 - SINGLE FAMILY DWELLING	\$119,041	6.15%	6.43%
US000062	RESIDENTIAL STRUCTURE	RES1 - SINGLE FAMILY DWELLING	\$219,134	6.15%	6.43%
US000063	RESIDENTIAL STRUCTURE	RES1 - SINGLE FAMILY DWELLING	\$117,007	6.15%	6.43%
US000064	RESIDENTIAL STRUCTURE	RES1 - SINGLE FAMILY DWELLING	\$224,087	7.62%	5.22%
US000065	RESIDENTIAL STRUCTURE	RES1 - SINGLE FAMILY DWELLING	\$302,171	6.15%	6.43%
US000066	RESIDENTIAL STRUCTURE	RES2 - MANUF HOUSING	\$72,947	5.19%	7.49%
US000067	RESIDENTIAL STRUCTURE	RES2 - MANUF HOUSING	\$64,371	5.19%	7.49%
US000068	RESIDENTIAL STRUCTURE	RES2 - MANUF HOUSING	\$120,144	5.19%	7.49%
US000069	RESIDENTIAL STRUCTURE	RES1 - SINGLE FAMILY DWELLING	\$156,688	6.15%	6.43%

Hazard Mitigation Plan Update, Pala Band of Mission Indians

US000070	RESIDENTIAL STRUCTURE	RES1 - SINGLE FAMILY DWELLING	\$304,561	0.54%	55.43%
US000071	GARAGE	COM10 - PARKING	\$205,182	6.15%	6.43%
US000072	RESIDENTIAL STRUCTURE	RES1 - SINGLE FAMILY DWELLING	\$278,194	6.15%	6.43%
US000073	RESIDENTIAL STRUCTURE	RES1 - SINGLE FAMILY DWELLING	\$254,250	4.88%	7.90%
US000074	RESIDENTIAL STRUCTURE	RES1 - SINGLE FAMILY DWELLING	\$141,103	0.09%	66.37%
US000075	RESIDENTIAL STRUCTURE	RES1 - SINGLE FAMILY DWELLING	\$445,957	0.09%	66.37%
US000076	RESIDENTIAL STRUCTURE	RES1 - SINGLE FAMILY DWELLING	\$410,245	0.09%	66.37%
US000077	RESIDENTIAL STRUCTURE	RES1 - SINGLE FAMILY DWELLING	\$148,209	4.88%	7.90%
US000078	RESIDENTIAL STRUCTURE	RES1 - SINGLE FAMILY DWELLING	\$175,430	7.64%	5.20%
US000079	RESIDENTIAL STRUCTURE	RES1 - SINGLE FAMILY DWELLING	\$200,142	6.15%	6.43%
US000080	RESIDENTIAL STRUCTURE	RES1 - SINGLE FAMILY DWELLING	\$306,486	6.15%	6.43%
US000081	RESIDENTIAL STRUCTURE	RES1 - SINGLE FAMILY DWELLING	\$241,218	6.15%	6.43%

Hazard Mitigation Plan Update, Pala Band of Mission Indians

US000082	RESIDENTIAL STRUCTURE	RES1 - SINGLE FAMILY DWELLING	\$144,597	6.15%	6.43%
US000083	RESIDENTIAL STRUCTURE	RES1 - SINGLE FAMILY DWELLING	\$167,200	6.15%	6.43%
US000084	POLICE	COM1 – RETAIL TRADE	\$202,338	6.15%	6.43%
US000085	RESIDENTIAL STRUCTURE	RES1 - SINGLE FAMILY DWELLING	\$328,105	5.19%	7.49%
US000086	RESIDENTIAL STRUCTURE	RES1 - SINGLE FAMILY DWELLING	\$328,105	6.03%	6.55%
US000087	RESIDENTIAL STRUCTURE	RES1 - SINGLE FAMILY DWELLING	\$273,165	6.15%	6.43%
US000088	RESIDENTIAL STRUCTURE	RES1 - SINGLE FAMILY DWELLING	\$303,426	5.19%	7.49%
US000089	RESIDENTIAL STRUCTURE	RES1 - SINGLE FAMILY DWELLING	\$328,116	5.19%	7.49%
US000090	RESIDENTIAL STRUCTURE	RES2 - MANUF HOUSING	\$87,926	4.88%	7.90%
US000091	RESIDENTIAL STRUCTURE	RES1 - SINGLE FAMILY DWELLING	\$328,105	7.64%	5.20%
US000092	RESIDENTIAL STRUCTURE	RES1 - SINGLE FAMILY DWELLING	\$493,056	6.15%	6.43%
US000093	ALTERNATIVE	EDU1 – GRADE SCHOOLS	\$485,994	7.64%	5.20%

Hazard Mitigation Plan Update, Pala Band of Mission Indians

US000094	RESIDENTIAL STRUCTURE	RES1 - SINGLE FAMILY DWELLING	\$303,426	6.15%	6.43%
US000095	RESIDENTIAL STRUCTURE	RES1 - SINGLE FAMILY DWELLING	\$339,732	25.70%	0.93%
US000096	RESIDENTIAL STRUCTURE	RES1 - SINGLE FAMILY DWELLING	\$273,154	5.19%	7.49%
US000097	RESIDENTIAL STRUCTURE	RES1 - SINGLE FAMILY DWELLING	\$319,421	6.15%	6.43%
US000098	RESIDENTIAL STRUCTURE	RES1 - SINGLE FAMILY DWELLING	\$324,969	16.05%	2.09%
US000099	RESIDENTIAL STRUCTURE	RES1 - SINGLE FAMILY DWELLING	\$328,116	5.19%	7.49%
US000100	RESIDENTIAL STRUCTURE	RES1 - SINGLE FAMILY DWELLING	\$82,508	6.03%	6.55%
US000101	RESIDENTIAL STRUCTURE	RES1 - SINGLE FAMILY DWELLING	\$324,969	6.15%	6.43%
US000102	RESIDENTIAL STRUCTURE	RES1 - SINGLE FAMILY DWELLING	\$293,811	0.54%	55.43%
US000103	RESIDENTIAL STRUCTURE	RES1 - SINGLE FAMILY DWELLING	\$288,436	13.59%	2.64%
US000104	RESIDENTIAL STRUCTURE	RES1 - SINGLE FAMILY DWELLING	\$191,750	13.59%	2.64%
US000105	RESIDENTIAL STRUCTURE	RES1 - SINGLE FAMILY DWELLING	\$275,317	5.19%	7.49%

Hazard Mitigation Plan Update, Pala Band of Mission Indians

US000106	RESIDENTIAL STRUCTURE	RES1 - SINGLE FAMILY DWELLING	\$213,737	5.19%	7.49%
US000107	RESIDENTIAL STRUCTURE	RES1 - SINGLE FAMILY DWELLING	\$238,784	5.19%	7.49%
US000108	RESIDENTIAL STRUCTURE	RES1 - SINGLE FAMILY DWELLING	\$348,730	5.19%	7.49%
US000109	RESIDENTIAL STRUCTURE	RES1 - SINGLE FAMILY DWELLING	\$236,762	5.19%	7.49%
US000110	RESIDENTIAL STRUCTURE	RES1 - SINGLE FAMILY DWELLING	\$376,643	5.19%	7.49%
US000111	RESIDENTIAL STRUCTURE	RES1 - SINGLE FAMILY DWELLING	\$274,139	5.19%	7.49%
US000112	RESIDENTIAL STRUCTURE	RES1 - SINGLE FAMILY DWELLING	\$207,529	5.19%	7.49%
US000113	RESIDENTIAL STRUCTURE	RES1 - SINGLE FAMILY DWELLING	\$175,744	5.19%	7.49%
US000114	RESIDENTIAL STRUCTURE	RES1 - SINGLE FAMILY DWELLING	\$271,489	7.64%	5.20%
US000115	RESIDENTIAL STRUCTURE	RES1 - SINGLE FAMILY DWELLING	\$340,110	7.64%	5.20%
US000116	RESIDENTIAL STRUCTURE	RES1 - SINGLE FAMILY DWELLING	\$83,330	7.64%	5.20%
US000117	RESIDENTIAL STRUCTURE	RES1 - SINGLE FAMILY DWELLING	\$217,792	7.64%	5.20%

Hazard Mitigation Plan Update, Pala Band of Mission Indians

US000118	RESIDENTIAL STRUCTURE	RES1 - SINGLE FAMILY DWELLING	\$240,396	5.19%	7.49%
US000119	RESIDENTIAL STRUCTURE	RES1 - SINGLE FAMILY DWELLING	\$236,059	5.19%	7.49%
US000120	RESIDENTIAL STRUCTURE	RES1 - SINGLE FAMILY DWELLING	\$108,215	5.19%	7.49%
US000121	RESIDENTIAL STRUCTURE	RES1 - SINGLE FAMILY DWELLING	\$229,862	5.19%	7.49%
US000122	RESIDENTIAL STRUCTURE	RES2 - MANUF HOUSING	\$240,212	5.19%	7.49%
US000123	RESIDENTIAL STRUCTURE	RES2 - MANUF HOUSING	\$138,118	5.19%	7.49%
US000124	RESIDENTIAL STRUCTURE	RES2 - MANUF HOUSING	\$107,371	5.19%	7.49%
US000125	RESIDENTIAL STRUCTURE	RES2 - MANUF HOUSING	\$96,286	5.19%	7.49%
US000126	RESIDENTIAL STRUCTURE	RES2 - MANUF HOUSING	\$109,469	5.19%	7.49%
US000127	RESIDENTIAL STRUCTURE	RES2 - MANUF HOUSING	\$149,744	5.19%	7.49%
US000128	RESIDENTIAL STRUCTURE	RES2 - MANUF HOUSING	\$117,613	5.19%	7.49%
US000129	RESIDENTIAL STRUCTURE	RES2 - MANUF HOUSING	\$120,393	5.19%	7.49%

Hazard Mitigation Plan Update, Pala Band of Mission Indians

US000130	RESIDENTIAL STRUCTURE	RES1 - SINGLE FAMILY DWELLING	\$145,710	6.15%	6.43%
US000131	WATER TREATMENT PLANT	COM1 – RETAIL TRADE	\$89,332	0.95%	46.42%
US000132	RESIDENTIAL STRUCTURE	RES1 - SINGLE FAMILY DWELLING	\$175,863	6.15%	6.43%
US000133	RESIDENTIAL STRUCTURE	RES1 - SINGLE FAMILY DWELLING	\$258,965	0.54%	55.43%
US000134	RESIDENTIAL STRUCTURE	RES1 - SINGLE FAMILY DWELLING	\$114,098	6.15%	6.43%
US000135	RESIDENTIAL STRUCTURE	RES1 - SINGLE FAMILY DWELLING	\$523,738	6.15%	6.43%
US000136	RESIDENTIAL STRUCTURE	RES2 - MANUF HOUSING	\$93,485	6.15%	6.43%
US000137	RESIDENTIAL STRUCTURE	RES2 - MANUF HOUSING	\$135,772	6.15%	6.43%
US000138	RESIDENTIAL STRUCTURE	RES2 - MANUF HOUSING	\$99,703	6.15%	6.43%
US000139	RESIDENTIAL STRUCTURE	RES1 - SINGLE FAMILY DWELLING	\$292,286	6.15%	6.43%
US000140	RESIDENTIAL STRUCTURE	RES1 - SINGLE FAMILY DWELLING	\$205,993	6.15%	6.43%
US000141	RESIDENTIAL STRUCTURE	RES1 - SINGLE FAMILY DWELLING	\$94,004	6.15%	6.43%

Hazard Mitigation Plan Update, Pala Band of Mission Indians

US000142	RESIDENTIAL STRUCTURE	RES1 - SINGLE FAMILY DWELLING	\$83,978	6.15%	6.43%
US000143	RESIDENTIAL STRUCTURE	RES2 - MANUF HOUSING	\$83,881	4.88%	7.90%
US000144	RESIDENTIAL STRUCTURE	RES1 - SINGLE FAMILY DWELLING	\$231,441	4.88%	7.90%
US000145	AGRICULT	AGR1 – AGRICULTURE	\$175,646	0.06%	82.28%
US000146	RESIDENTIAL STRUCTURE	RES1 - SINGLE FAMILY DWELLING	\$149,409	4.74%	8.10%
US000147	OTHER	COM1 – RETAIL TRADE	\$138,843	3.82%	9.62%
US000148	OTHER	COM1 – RETAIL TRADE	\$195,578	3.82%	9.62%
US000149	OTHER	COM1 – RETAIL TRADE	\$70,838	3.82%	9.62%
US000150	OTHER	COM1 – RETAIL TRADE	\$105,435	3.82%	9.62%
US000151	RECYCLE	COM2 - WAREHOUSE	\$1,144,627	0.05%	84.32%
US000152	RESIDENTIAL STRUCTURE	RES1 - SINGLE FAMILY DWELLING	\$207,075	6.03%	6.55%
US000153	RESIDENTIAL STRUCTURE	RES1 - SINGLE FAMILY DWELLING	\$199,645	6.03%	6.55%

Hazard Mitigation Plan Update, Pala Band of Mission Indians

US000154	RESIDENTIAL STRUCTURE	RES2 - MANUF HOUSING	\$182,665	7.62%	5.22%
US000155	RESIDENTIAL STRUCTURE	RES2 - MANUF HOUSING	\$91,744	7.62%	5.22%
US000156	RESIDENTIAL STRUCTURE	RES2 - MANUF HOUSING	\$198,877	6.03%	6.55%
US000157	RESIDENTIAL STRUCTURE	RES1 - SINGLE FAMILY DWELLING	\$151,907	7.62%	5.22%
US000158	RESIDENTIAL STRUCTURE	RES2 - MANUF HOUSING	\$191,674	7.62%	5.22%
US000159	RESIDENTIAL STRUCTURE	RES2 - MANUF HOUSING	\$190,409	7.62%	5.22%
US000160	RESIDENTIAL STRUCTURE	RES2 - MANUF HOUSING	\$82,162	7.62%	5.22%
US000161	WAREHOUSE	COM2 - WAREHOUSE	\$4,193,657	0.05%	84.32%
US000162	RESIDENTIAL STRUCTURE	RES1 - SINGLE FAMILY DWELLING	\$347,107	7.64%	5.20%
US000163	RESIDENTIAL STRUCTURE	RES1 - SINGLE FAMILY DWELLING	\$324,969	7.64%	5.20%
US000164	RESIDENTIAL STRUCTURE	RES2 - MANUF HOUSING	\$169,601	7.62%	5.22%
US000165	RESIDENTIAL STRUCTURE	RES1 - SINGLE FAMILY DWELLING	\$257,862	7.62%	5.22%

Hazard Mitigation Plan Update, Pala Band of Mission Indians

US000166	RESIDENTIAL STRUCTURE	RES1 - SINGLE FAMILY DWELLING	\$204,025	7.62%	5.22%
US000167	RESIDENTIAL STRUCTURE	RES1 - SINGLE FAMILY DWELLING	\$286,954	0.27%	53.57%
US000168	RESIDENTIAL STRUCTURE	RES1 - SINGLE FAMILY DWELLING	\$345,680	6.03%	6.55%
US000169	RESIDENTIAL STRUCTURE	RES1 - SINGLE FAMILY DWELLING	\$178,880	6.15%	6.43%
US000170	RESIDENTIAL STRUCTURE	RES1 - SINGLE FAMILY DWELLING	\$84,562	6.15%	6.43%
US000171	RESIDENTIAL STRUCTURE	RES1 - SINGLE FAMILY DWELLING	\$72,320	6.15%	6.43%
US000172	RESIDENTIAL STRUCTURE	RES1 - SINGLE FAMILY DWELLING	\$218,193	6.15%	6.43%
US000173	RESIDENTIAL STRUCTURE	RES1 - SINGLE FAMILY DWELLING	\$248,312	6.15%	6.43%
US000174	RESIDENTIAL STRUCTURE	RES1 - SINGLE FAMILY DWELLING	\$274,766	6.15%	6.43%
US000175	RESIDENTIAL STRUCTURE	RES1 - SINGLE FAMILY DWELLING	\$304,518	6.15%	6.43%
US000176	RESIDENTIAL STRUCTURE	RES1 - SINGLE FAMILY DWELLING	\$234,686	6.15%	6.43%
US000177	RESIDENTIAL STRUCTURE	RES1 - SINGLE FAMILY DWELLING	\$206,610	6.15%	6.43%

Hazard Mitigation Plan Update, Pala Band of Mission Indians

US000178	RESIDENTIAL STRUCTURE	RES1 - SINGLE FAMILY DWELLING	\$303,826	6.15%	6.43%
US000179	RESIDENTIAL STRUCTURE	RES1 - SINGLE FAMILY DWELLING	\$246,149	6.15%	6.43%
US000180	RESIDENTIAL STRUCTURE	RES1 - SINGLE FAMILY DWELLING	\$265,660	6.15%	6.43%
US000181	RESIDENTIAL STRUCTURE	RES1 - SINGLE FAMILY DWELLING	\$233,052	6.15%	6.43%
US000182	RESIDENTIAL STRUCTURE	RES1 - SINGLE FAMILY DWELLING	\$214,310	6.15%	6.43%
US000183	RESIDENTIAL STRUCTURE	RES1 - SINGLE FAMILY DWELLING	\$196,920	6.15%	6.43%
US000184	RESIDENTIAL STRUCTURE	RES1 - SINGLE FAMILY DWELLING	\$245,371	6.15%	6.43%
US000185	RESIDENTIAL STRUCTURE	RES1 - SINGLE FAMILY DWELLING	\$231,300	6.15%	6.43%
US000186	RESIDENTIAL STRUCTURE	RES1 - SINGLE FAMILY DWELLING	\$205,539	6.15%	6.43%
US000187	RESIDENTIAL STRUCTURE	RES1 - SINGLE FAMILY DWELLING	\$250,951	6.15%	6.43%
US000188	RESIDENTIAL STRUCTURE	RES1 - SINGLE FAMILY DWELLING	\$323,823	13.59%	2.64%
US000189	RESIDENTIAL STRUCTURE	RES1 - SINGLE FAMILY DWELLING	\$244,084	6.15%	6.43%

Hazard Mitigation Plan Update, Pala Band of Mission Indians

US000190	RESIDENTIAL STRUCTURE	RES1 - SINGLE FAMILY DWELLING	\$249,783	6.15%	6.43%
US000191	RESIDENTIAL STRUCTURE	RES1 - SINGLE FAMILY DWELLING	\$324,969	5.19%	7.49%
US000192	RESIDENTIAL STRUCTURE	RES1 - SINGLE FAMILY DWELLING	\$212,958	6.15%	6.43%
US000193	RESIDENTIAL STRUCTURE	RES1 - SINGLE FAMILY DWELLING	\$223,643	6.15%	6.43%
US000194	RESIDENTIAL STRUCTURE	RES1 - SINGLE FAMILY DWELLING	\$240,277	6.15%	6.43%
US000195	RESIDENTIAL STRUCTURE	RES1 - SINGLE FAMILY DWELLING	\$244,387	6.15%	6.43%
US000196	RESIDENTIAL STRUCTURE	RES1 - SINGLE FAMILY DWELLING	\$266,341	6.15%	6.43%
US000197	RESIDENTIAL STRUCTURE	RES1 - SINGLE FAMILY DWELLING	\$150,058	6.15%	6.43%
US000198	RESIDENTIAL STRUCTURE	RES1 - SINGLE FAMILY DWELLING	\$209,768	6.15%	6.43%
US000199	RESIDENTIAL STRUCTURE	RES1 - SINGLE FAMILY DWELLING	\$452,770	8.25%	4.81%
US000200	RESIDENTIAL STRUCTURE	RES1 - SINGLE FAMILY DWELLING	\$246,831	8.25%	4.81%
US000201	RESIDENTIAL STRUCTURE	RES1 - SINGLE FAMILY DWELLING	\$265,616	8.25%	4.81%

Hazard Mitigation Plan Update, Pala Band of Mission Indians

US000202	RESIDENTIAL STRUCTURE	RES1 - SINGLE FAMILY DWELLING	\$207,010	8.25%	4.81%
US000203	RESIDENTIAL STRUCTURE	RES1 - SINGLE FAMILY DWELLING	\$460,676	12.86%	2.85%
US000204	RESIDENTIAL STRUCTURE	RES1 - SINGLE FAMILY DWELLING	\$176,014	12.86%	2.85%
US000205	RESIDENTIAL STRUCTURE	RES1 - SINGLE FAMILY DWELLING	\$358,971	12.86%	2.85%
US000206	RESIDENTIAL STRUCTURE	RES1 - SINGLE FAMILY DWELLING	\$313,689	12.86%	2.85%
US000207	RESIDENTIAL STRUCTURE	RES1 - SINGLE FAMILY DWELLING	\$219,004	16.05%	2.09%
US000208	RESIDENTIAL STRUCTURE	RES1 - SINGLE FAMILY DWELLING	\$292,265	16.05%	2.09%
US000209	RESIDENTIAL STRUCTURE	RES1 - SINGLE FAMILY DWELLING	\$309,785	16.05%	2.09%
US000210	RESIDENTIAL STRUCTURE	RES1 - SINGLE FAMILY DWELLING	\$248,237	16.05%	2.09%
US000211	RESIDENTIAL STRUCTURE	RES1 - SINGLE FAMILY DWELLING	\$276,421	16.05%	2.09%
US000212	RESIDENTIAL STRUCTURE	RES1 - SINGLE FAMILY DWELLING	\$271,262	16.05%	2.09%
US000213	RESIDENTIAL STRUCTURE	RES1 - SINGLE FAMILY DWELLING	\$281,244	16.05%	2.09%

Hazard Mitigation Plan Update, Pala Band of Mission Indians

US000214	RESIDENTIAL STRUCTURE	RES1 - SINGLE FAMILY DWELLING	\$241,748	16.05%	2.09%
US000215	RESIDENTIAL STRUCTURE	RES1 - SINGLE FAMILY DWELLING	\$374,448	16.05%	2.09%
US000216	RESIDENTIAL STRUCTURE	RES1 - SINGLE FAMILY DWELLING	\$289,983	16.05%	2.09%
US000217	RESIDENTIAL STRUCTURE	RES1 - SINGLE FAMILY DWELLING	\$399,441	16.05%	2.09%
US000218	RESIDENTIAL STRUCTURE	RES1 - SINGLE FAMILY DWELLING	\$201,840	16.05%	2.09%
US000219	RESIDENTIAL STRUCTURE	RES1 - SINGLE FAMILY DWELLING	\$203,062	16.05%	2.09%
US000220	RESIDENTIAL STRUCTURE	RES1 - SINGLE FAMILY DWELLING	\$304,118	16.05%	2.09%
US000221	RESIDENTIAL STRUCTURE	RES1 - SINGLE FAMILY DWELLING	\$317,961	16.05%	2.09%
US000222	RESIDENTIAL STRUCTURE	RES1 - SINGLE FAMILY DWELLING	\$247,490	16.05%	2.09%
US000223	RESIDENTIAL STRUCTURE	RES1 - SINGLE FAMILY DWELLING	\$428,999	13.59%	2.64%
US000224	RESIDENTIAL STRUCTURE	RES1 - SINGLE FAMILY DWELLING	\$258,652	13.59%	2.64%
US000225	RESIDENTIAL STRUCTURE	RES1 - SINGLE FAMILY DWELLING	\$388,745	13.59%	2.64%

Hazard Mitigation Plan Update, Pala Band of Mission Indians

US000226	GYM	COM8 – ENTERTAINMENT & RECREATION	\$1,757,027	0.45%	58.20%
US000227	RESIDENTIAL STRUCTURE	RES1 - SINGLE FAMILY DWELLING	\$328,105	6.15%	6.43%
US000228	RESIDENTIAL STRUCTURE	RES1 - SINGLE FAMILY DWELLING	\$319,259	6.15%	6.43%
US000229	RESIDENTIAL STRUCTURE	RES1 - SINGLE FAMILY DWELLING	\$289,053	4.88%	7.90%
US000230	RESIDENTIAL STRUCTURE	RES1 - SINGLE FAMILY DWELLING	\$347,583	13.59%	2.64%
US000231	RESIDENTIAL STRUCTURE	RES1 - SINGLE FAMILY DWELLING	\$342,370	9.14%	4.30%
US000232	RESIDENTIAL STRUCTURE	RES1 - SINGLE FAMILY DWELLING	\$320,957	6.15%	6.43%
US000233	RESIDENTIAL STRUCTURE	RES1 - SINGLE FAMILY DWELLING	\$174,403	6.15%	6.43%
US000234	RESIDENTIAL STRUCTURE	RES1 - SINGLE FAMILY DWELLING	\$206,026	6.15%	6.43%
US000235	RESIDENTIAL STRUCTURE	RES1 - SINGLE FAMILY DWELLING	\$135,934	4.88%	7.90%
US000236	RESIDENTIAL STRUCTURE	RES1 - SINGLE FAMILY DWELLING	\$148,252	6.15%	6.43%

Hazard Mitigation Plan Update, Pala Band of Mission Indians

US000237	RESIDENTIAL STRUCTURE	RES1 - SINGLE FAMILY DWELLING	\$289,799	6.15%	6.43%
US000238	RESIDENTIAL STRUCTURE	RES1 - SINGLE FAMILY DWELLING	\$182,308	6.15%	6.43%
US000239	RESIDENTIAL STRUCTURE	RES1 - SINGLE FAMILY DWELLING	\$156,147	6.15%	6.43%
US000240	RESIDENTIAL STRUCTURE	RES1 - SINGLE FAMILY DWELLING	\$98,827	6.15%	6.43%
US000241	MARKET	COM1 – RETAIL TRADE	\$236,643	6.15%	6.43%
US000242	RESIDENTIAL STRUCTURE	RES1 - SINGLE FAMILY DWELLING	\$289,788	6.15%	6.43%
US000243	RESIDENTIAL STRUCTURE	RES1 - SINGLE FAMILY DWELLING	\$145,602	6.15%	6.43%
US000244	RESIDENTIAL STRUCTURE	RES1 - SINGLE FAMILY DWELLING	\$199,612	6.15%	6.43%
US000245	RESIDENTIAL STRUCTURE	RES1 - SINGLE FAMILY DWELLING	\$214,299	6.15%	6.43%
US000246	RESIDENTIAL STRUCTURE	RES1 - SINGLE FAMILY DWELLING	\$134,820	6.15%	6.43%
US000247	RESIDENTIAL STRUCTURE	RES1 - SINGLE FAMILY DWELLING	\$171,115	0.12%	63.60%
US000248	RESIDENTIAL STRUCTURE	RES1 - SINGLE FAMILY DWELLING	\$130,180	6.15%	6.43%

Hazard Mitigation Plan Update, Pala Band of Mission Indians

US000249	RESIDENTIAL STRUCTURE	RES1 - SINGLE FAMILY DWELLING	\$36,079	6.15%	6.43%
US000250	RESIDENTIAL STRUCTURE	RES1 - SINGLE FAMILY DWELLING	\$228,835	6.15%	6.43%
US000251	RESIDENTIAL STRUCTURE	RES1 - SINGLE FAMILY DWELLING	\$467,403	6.15%	6.43%
US000252	RESIDENTIAL STRUCTURE	RES1 - SINGLE FAMILY DWELLING	\$113,558	6.15%	6.43%
US000253	RESIDENTIAL STRUCTURE	RES1 - SINGLE FAMILY DWELLING	\$102,786	6.15%	6.43%
US000254	RESIDENTIAL STRUCTURE	RES1 - SINGLE FAMILY DWELLING	\$170,444	6.15%	6.43%
US000255	RESIDENTIAL STRUCTURE	RES1 - SINGLE FAMILY DWELLING	\$211,909	6.15%	6.43%
US000256	RESIDENTIAL STRUCTURE	RES2 - MANUF HOUSING	\$99,476	5.19%	7.49%
US000257	RESIDENTIAL STRUCTURE	RES2 - MANUF HOUSING	\$92,641	5.19%	7.49%
US000258	RESIDENTIAL STRUCTURE	RES2 - MANUF HOUSING	\$46,256	5.19%	7.49%
US000259	RESIDENTIAL STRUCTURE	RES2 - MANUF HOUSING	\$80,994	5.19%	7.49%
US000260	RESIDENTIAL STRUCTURE	RES2 - MANUF HOUSING	\$216,095	5.19%	7.49%

Hazard Mitigation Plan Update, Pala Band of Mission Indians

US000261	RESIDENTIAL STRUCTURE	RES2 - MANUF HOUSING	\$163,069	5.19%	7.49%
US000262	RESIDENTIAL STRUCTURE	RES2 - MANUF HOUSING	\$137,664	5.19%	7.49%
US000263	RESIDENTIAL STRUCTURE	RES1 - SINGLE FAMILY DWELLING	\$226,942	7.64%	5.20%
US000264	RESIDENTIAL STRUCTURE	RES1 - SINGLE FAMILY DWELLING	\$362,065	7.64%	5.20%
US000265	RESIDENTIAL STRUCTURE	RES1 - SINGLE FAMILY DWELLING	\$127,228	7.64%	5.20%
US000266	RESIDENTIAL STRUCTURE	RES1 - SINGLE FAMILY DWELLING	\$281,298	7.64%	5.20%
US000267	RESIDENTIAL STRUCTURE	RES1 - SINGLE FAMILY DWELLING	\$406,882	7.64%	5.20%
US000268	OTHER	COM1 – RETAIL TRADE	\$238,871	7.64%	5.20%
US000269	RESIDENTIAL STRUCTURE	RES1 - SINGLE FAMILY DWELLING	\$218,149	7.64%	5.20%
US000270	RESIDENTIAL STRUCTURE	RES1 - SINGLE FAMILY DWELLING	\$165,437	7.64%	5.20%
US000271	RESIDENTIAL STRUCTURE	RES1 - SINGLE FAMILY DWELLING	\$186,559	7.64%	5.20%
US000272	RESIDENTIAL STRUCTURE	RES1 - SINGLE FAMILY DWELLING	\$102,797	7.64%	5.20%

Hazard Mitigation Plan Update, Pala Band of Mission Indians

US000273	RESIDENTIAL STRUCTURE	RES2 - MANUF HOUSING	\$67,875	7.64%	5.20%
US000274	RESIDENTIAL STRUCTURE	RES2 - MANUF HOUSING	\$253,709	7.64%	5.20%
US000275	RESIDENTIAL STRUCTURE	RES1 - SINGLE FAMILY DWELLING	\$584,854	7.64%	5.20%
US000276	RESIDENTIAL STRUCTURE	RES2 - MANUF HOUSING	\$80,583	7.64%	5.20%
US000277	RESIDENTIAL STRUCTURE	RES1 - SINGLE FAMILY DWELLING	\$244,462	7.64%	5.20%
US000278	RESIDENTIAL STRUCTURE	RES2 - MANUF HOUSING	\$87,039	7.64%	5.20%
US000279	RESIDENTIAL STRUCTURE	RES2 - MANUF HOUSING	\$74,613	7.64%	5.20%
US000280	RESIDENTIAL STRUCTURE	RES2 - MANUF HOUSING	\$90,803	7.64%	5.20%
US000281	RESIDENTIAL STRUCTURE	RES2 - MANUF HOUSING	\$100,850	7.64%	5.20%
US000282	RESIDENTIAL STRUCTURE	RES2 - MANUF HOUSING	\$75,683	7.64%	5.20%
US000283	RESIDENTIAL STRUCTURE	RES2 - MANUF HOUSING	\$107,923	7.64%	5.20%
US000284	RESIDENTIAL STRUCTURE	RES2 - MANUF HOUSING	\$89,570	7.64%	5.20%

Hazard Mitigation Plan Update, Pala Band of Mission Indians

US000285	RESIDENTIAL STRUCTURE	RES2 - MANUF HOUSING	\$140,703	7.64%	5.20%
US000286	RESIDENTIAL STRUCTURE	RES2 - MANUF HOUSING	\$152,243	7.64%	5.20%
US000287	RESIDENTIAL STRUCTURE	RES1 - SINGLE FAMILY DWELLING	\$302,171	6.15%	6.43%
US000288	RESIDENTIAL STRUCTURE	RES2 - MANUF HOUSING	\$72,709	4.88%	7.90%
US000289	RESIDENTIAL STRUCTURE	RES1 - SINGLE FAMILY DWELLING	\$110,475	4.88%	7.90%
US000290	RESIDENTIAL STRUCTURE	RES2 - MANUF HOUSING	\$77,933	4.88%	7.90%
US000291	RESIDENTIAL STRUCTURE	RES2 - MANUF HOUSING	\$101,347	4.88%	7.90%
US000292	RESIDENTIAL STRUCTURE	RES2 - MANUF HOUSING	\$100,450	4.88%	7.90%
US000293	RESIDENTIAL STRUCTURE	RES2 - MANUF HOUSING	\$109,956	4.88%	7.90%
US000294	RESIDENTIAL STRUCTURE	RES2 - MANUF HOUSING	\$205,312	4.88%	7.90%
US000295	RESIDENTIAL STRUCTURE	RES1 - SINGLE FAMILY DWELLING	\$109,956	4.88%	7.90%
US000296	RESIDENTIAL STRUCTURE	RES2 - MANUF HOUSING	\$64,739	4.88%	7.90%

Hazard Mitigation Plan Update, Pala Band of Mission Indians

US000297	RESIDENTIAL STRUCTURE	RES2 - MANUF HOUSING	\$261,161	4.88%	7.90%
US000298	RESIDENTIAL STRUCTURE	RES2 - MANUF HOUSING	\$67,821	4.88%	7.90%
US000299	RESIDENTIAL STRUCTURE	RES2 - MANUF HOUSING	\$163,079	4.88%	7.90%
US000300	RESIDENTIAL STRUCTURE	RES2 - MANUF HOUSING	\$186,797	4.88%	7.90%
US000301	RESIDENTIAL STRUCTURE	RES1 - SINGLE FAMILY DWELLING	\$386,041	0.27%	53.57%
US000302	RESIDENTIAL STRUCTURE	RES1 - SINGLE FAMILY DWELLING	\$226,109	6.03%	6.55%
US000303	RESIDENTIAL STRUCTURE	RES1 - SINGLE FAMILY DWELLING	\$83,232	6.03%	6.55%
US000304	RESIDENTIAL STRUCTURE	RES1 - SINGLE FAMILY DWELLING	\$306,140	8.25%	4.81%
US000305	RESIDENTIAL STRUCTURE	RES1 - SINGLE FAMILY DWELLING	\$198,682	8.25%	4.81%
US000306	RESIDENTIAL STRUCTURE	RES1 - SINGLE FAMILY DWELLING	\$399,582	8.25%	4.81%
US000307	RESIDENTIAL STRUCTURE	RES1 - SINGLE FAMILY DWELLING	\$250,064	8.25%	4.81%
US000308	RESIDENTIAL STRUCTURE	RES1 - SINGLE FAMILY DWELLING	\$118,565	8.25%	4.81%

Hazard Mitigation Plan Update, Pala Band of Mission Indians

US000309	RESIDENTIAL STRUCTURE	RES1 - SINGLE FAMILY DWELLING	\$250,227	8.25%	4.81%
US000310	RESIDENTIAL STRUCTURE	RES1 - SINGLE FAMILY DWELLING	\$426,143	7.62%	5.22%
US000311	RESIDENTIAL STRUCTURE	RES2 - MANUF HOUSING	\$145,310	7.62%	5.22%
US000312	RESIDENTIAL STRUCTURE	RES1 - SINGLE FAMILY DWELLING	\$277,989	5.19%	7.49%
US000313	RESIDENTIAL STRUCTURE	RES2 - MANUF HOUSING	\$95,605	7.64%	5.20%
US000314	RESIDENTIAL STRUCTURE	RES1 - SINGLE FAMILY DWELLING	\$148,447	7.62%	5.22%
US000315	RESIDENTIAL STRUCTURE	RES2 - MANUF HOUSING	\$192,886	25.70%	0.93%
US000316	RESIDENTIAL STRUCTURE	RES2 - MANUF HOUSING	\$134,614	25.70%	0.93%
US000317	BARN	COM2 - WAREHOUSE	\$318,491	0.13%	74.75%
US000318	RESIDENTIAL STRUCTURE	RES2 - MANUF HOUSING	\$146,230	8.25%	4.81%
US000319	RESIDENTIAL STRUCTURE	RES2 - MANUF HOUSING	\$141,190	8.25%	4.81%
US000320	RESIDENTIAL STRUCTURE	RES2 - MANUF HOUSING	\$149,690	8.25%	4.81%

Hazard Mitigation Plan Update, Pala Band of Mission Indians

US000321	RESIDENTIAL STRUCTURE	RES2 - MANUF HOUSING	\$34,770	8.25%	4.81%
US000322	RESIDENTIAL STRUCTURE	RES2 - MANUF HOUSING	\$180,340	8.25%	4.81%
US000323	AGRICULT	AGR1 – AGRICULTURE	\$149,182	0.13%	74.75%
US000324	RESIDENTIAL STRUCTURE	RES2 - MANUF HOUSING	\$124,578	8.25%	4.81%
US000325	RESIDENTIAL STRUCTURE	RES2 - MANUF HOUSING	\$81,188	8.25%	4.81%
US000326	RESIDENTIAL STRUCTURE	RES2 - MANUF HOUSING	\$112,000	8.25%	4.81%
US000327	RESIDENTIAL STRUCTURE	RES2 - MANUF HOUSING	\$79,598	8.25%	4.81%
US000328	RESIDENTIAL STRUCTURE	RES2 - MANUF HOUSING	\$87,407	8.25%	4.81%
US000329	RESIDENTIAL STRUCTURE	RES2 - MANUF HOUSING	\$158,364	8.25%	4.81%
US000330	RESIDENTIAL STRUCTURE	RES2 - MANUF HOUSING	\$590,888	8.25%	4.81%
US000331	RESIDENTIAL STRUCTURE	RES2 - MANUF HOUSING	\$254,196	8.25%	4.81%
US000332	RESIDENTIAL STRUCTURE	RES2 - MANUF HOUSING	\$121,463	8.25%	4.81%

Hazard Mitigation Plan Update, Pala Band of Mission Indians

US000333	RESIDENTIAL STRUCTURE	RES2 - MANUF HOUSING	\$132,322	8.25%	4.81%
US000334	AGRICULT	AGR1 – AGRICULTURE	\$119,798	0.13%	74.75%
US000335	RESIDENTIAL STRUCTURE	RES2 - MANUF HOUSING	\$136,907	8.25%	4.81%
US000336	RESIDENTIAL STRUCTURE	RES2 - MANUF HOUSING	\$208,935	8.25%	4.81%
US000337	RESIDENTIAL STRUCTURE	RES2 - MANUF HOUSING	\$88,640	8.25%	4.81%
US000338	RESIDENTIAL STRUCTURE	RES2 - MANUF HOUSING	\$135,653	8.25%	4.81%
US000339	RESIDENTIAL STRUCTURE	RES1 - SINGLE FAMILY DWELLING	\$66,080	7.62%	5.22%
US000340	RESIDENTIAL STRUCTURE	RES1 - SINGLE FAMILY DWELLING	\$59,461	7.62%	5.22%
US000341	RESIDENTIAL STRUCTURE	RES1 - SINGLE FAMILY DWELLING	\$41,411	7.62%	5.22%
US000342	RESIDENTIAL STRUCTURE	RES2 - MANUF HOUSING	\$137,307	8.80%	4.48%
US000343	RESIDENTIAL STRUCTURE	RES2 - MANUF HOUSING	\$170,401	8.80%	4.48%
US000344	RESIDENTIAL STRUCTURE	RES2 - MANUF HOUSING	\$115,753	7.62%	5.22%

Hazard Mitigation Plan Update, Pala Band of Mission Indians

US000345	RESIDENTIAL STRUCTURE	RES1 - SINGLE FAMILY DWELLING	\$247,296	8.80%	4.48%
US000346	RESIDENTIAL STRUCTURE	RES1 - SINGLE FAMILY DWELLING	\$254,347	7.64%	5.20%
US000347	RESIDENTIAL STRUCTURE	RES1 - SINGLE FAMILY DWELLING	\$150,437	0.26%	54.01%
US000348	RESIDENTIAL STRUCTURE	RES1 - SINGLE FAMILY DWELLING	\$165,437	7.64%	5.20%
US000349	RESIDENTIAL STRUCTURE	RES1 - SINGLE FAMILY DWELLING	\$308,087	7.64%	5.20%
US000350	RESIDENTIAL STRUCTURE	RES2 - MANUF HOUSING	\$102,169	7.64%	5.20%
US000351	RESIDENTIAL STRUCTURE	RES2 - MANUF HOUSING	\$84,930	7.64%	5.20%
US000352	RESIDENTIAL STRUCTURE	RES2 - MANUF HOUSING	\$161,857	7.64%	5.20%
US000353	RESIDENTIAL STRUCTURE	RES2 - MANUF HOUSING	\$233,550	6.15%	6.43%
US000354	RESIDENTIAL STRUCTURE	RES2 - MANUF HOUSING	\$102,169	7.64%	5.20%
US000355	RESIDENTIAL STRUCTURE	RES1 - SINGLE FAMILY DWELLING	\$339,732	5.19%	7.49%
US000356	RESIDENTIAL STRUCTURE	RES1 - SINGLE FAMILY DWELLING	\$324,969	5.19%	7.49%

Hazard Mitigation Plan Update, Pala Band of Mission Indians

US000357	GARAGE	COM10 - PARKING	\$555,469	1.04%	45.44%
US000358	RESIDENTIAL STRUCTURE	RES1 - SINGLE FAMILY DWELLING	\$298,667	7.62%	5.22%
US000359	RESIDENTIAL STRUCTURE	RES1 - SINGLE FAMILY DWELLING	\$224,087	5.19%	7.49%
US000360	RESIDENTIAL STRUCTURE	RES1 - SINGLE FAMILY DWELLING	\$324,969	6.15%	6.43%
US000361	RESIDENTIAL STRUCTURE	RES2 - MANUF HOUSING	\$88,964	5.19%	7.49%
US000362	RESIDENTIAL STRUCTURE	RES1 - SINGLE FAMILY DWELLING	\$273,165	6.15%	6.43%
US000363	RESIDENTIAL STRUCTURE	RES1 - SINGLE FAMILY DWELLING	\$319,421	7.62%	5.22%
US000364	RESIDENTIAL STRUCTURE	RES1 - SINGLE FAMILY DWELLING	\$328,105	5.19%	7.49%
US000365	RESIDENTIAL STRUCTURE	RES1 - SINGLE FAMILY DWELLING	\$328,116	5.19%	7.49%
US000366	RESIDENTIAL STRUCTURE	RES1 - SINGLE FAMILY DWELLING	\$437,218	7.62%	5.22%
US000367	RESIDENTIAL STRUCTURE	RES1 - SINGLE FAMILY DWELLING	\$339,742	5.19%	7.49%
US000368	RESIDENTIAL STRUCTURE	RES1 - SINGLE FAMILY DWELLING	\$117,429	6.15%	6.43%

Hazard Mitigation Plan Update, Pala Band of Mission Indians

US000369	RESIDENTIAL STRUCTURE	RES1 - SINGLE FAMILY DWELLING	\$303,426	5.19%	7.49%
US000370	RESIDENTIAL STRUCTURE	RES1 - SINGLE FAMILY DWELLING	\$328,105	5.19%	7.49%
US000371	RESIDENTIAL STRUCTURE	RES1 - SINGLE FAMILY DWELLING	\$302,171	5.19%	7.49%
US000372	RESIDENTIAL STRUCTURE	RES1 - SINGLE FAMILY DWELLING	\$328,105	7.64%	5.20%
US000373	RESIDENTIAL STRUCTURE	RES1 - SINGLE FAMILY DWELLING	\$111,005	5.71%	6.89%
US000374	RESIDENTIAL STRUCTURE	RES1 - SINGLE FAMILY DWELLING	\$134,095	6.03%	6.55%
US000375	RESIDENTIAL STRUCTURE	RES1 - SINGLE FAMILY DWELLING	\$40,210	7.62%	5.22%
US000376	RESIDENTIAL STRUCTURE	RES1 - SINGLE FAMILY DWELLING	\$231,073	6.15%	6.43%
US000377	RESIDENTIAL STRUCTURE	RES1 - SINGLE FAMILY DWELLING	\$328,105	16.05%	2.09%
US000378	RESIDENTIAL STRUCTURE	RES1 - SINGLE FAMILY DWELLING	\$339,732	25.70%	0.93%
US000379	RESIDENTIAL STRUCTURE	RES1 - SINGLE FAMILY DWELLING	\$339,732	6.15%	6.43%
US000380	RESIDENTIAL STRUCTURE	RES1 - SINGLE FAMILY DWELLING	\$328,105	6.15%	6.43%

Hazard Mitigation Plan Update, Pala Band of Mission Indians

US000381	BLEACHER	COM8 – ENTERTAINMENT & RECREATION	\$174,987	4.88%	7.90%
US000382	RESIDENTIAL STRUCTURE	RES1 - SINGLE FAMILY DWELLING	\$273,154	6.15%	6.43%
US000383	OTHERREC	COM8 – ENTERTAINMENT & RECREATION	\$31,320	4.88%	7.90%
US000384	SHED	COM1 – RETAIL TRADE	\$101,109	4.73%	8.10%
US000385	RESIDENTIAL STRUCTURE	RES1 - SINGLE FAMILY DWELLING	\$50,712	2.82%	12.00%
US000386	RESIDENTIAL STRUCTURE	RES1 - SINGLE FAMILY DWELLING	\$143,201	8.25%	4.81%
US000387	AGRICULT	AGR1 – AGRICULTURE	\$216,213	0.04%	85.68%
US000388	RESIDENTIAL STRUCTURE	RES1 - SINGLE FAMILY DWELLING	\$216,213	3.07%	11.29%
US000389	RESIDENTIAL STRUCTURE	RES1 - SINGLE FAMILY DWELLING	\$323,823	7.64%	5.20%
US000390	RESIDENTIAL STRUCTURE	RES1 - SINGLE FAMILY DWELLING	\$302,171	5.19%	7.49%
US000391	RESIDENTIAL STRUCTURE	RES2 - MANUF HOUSING	\$90,511	25.70%	0.93%

Hazard Mitigation Plan Update, Pala Band of Mission Indians

US000392	RESIDENTIAL STRUCTURE	RES2 - MANUF HOUSING	\$119,938	8.25%	4.81%
US000393	RESIDENTIAL STRUCTURE	RES2 - MANUF HOUSING	\$336,109	8.25%	4.81%
US000394	RESIDENTIAL STRUCTURE	RES1 - SINGLE FAMILY DWELLING	\$324,969	7.64%	5.20%
US000395	RESIDENTIAL STRUCTURE	RES1 - SINGLE FAMILY DWELLING	\$396,381	5.19%	7.49%
US000396	RESIDENTIAL STRUCTURE	RES1 - SINGLE FAMILY DWELLING	\$82,648	7.62%	5.22%
US000397	RESIDENTIAL STRUCTURE	RES1 - SINGLE FAMILY DWELLING	\$56,671	7.62%	5.22%
US000398	RESIDENTIAL STRUCTURE	RES1 - SINGLE FAMILY DWELLING	\$170,909	7.62%	5.22%
US000399	RESIDENTIAL STRUCTURE	RES1 - SINGLE FAMILY DWELLING	\$289,745	6.03%	6.55%
US000400	OTHER	IND2 – LIGHT INDUSTRY	\$65,982	0.14%	73.82%
US000401	RESIDENTIAL STRUCTURE	RES1 - SINGLE FAMILY DWELLING	\$323,834	7.64%	5.20%
US000402	RESIDENTIAL STRUCTURE	RES1 - SINGLE FAMILY DWELLING	\$339,732	5.19%	7.49%
US000403	RESIDENTIAL STRUCTURE	RES1 - SINGLE FAMILY DWELLING	\$60,575	6.15%	6.43%

Hazard Mitigation Plan Update, Pala Band of Mission Indians

US000404	GARAGE	COM10 - PARKING	\$79,382	6.15%	6.43%
US000405	FIRE	COM1 – RETAIL TRADE	\$146,078	0.54%	55.43%
US000406	TRAINING	COM1 – RETAIL TRADE	\$301,966	6.15%	6.43%
US000407	RESIDENTIAL STRUCTURE	RES1 - SINGLE FAMILY DWELLING	\$347,107	5.19%	7.49%
US000408	RESIDENTIAL STRUCTURE	RES2 - MANUF HOUSING	\$212,147	7.62%	5.22%
US000409	RESIDENTIAL STRUCTURE	RES1 - SINGLE FAMILY DWELLING	\$347,107	5.19%	7.49%
US000410	RESIDENTIAL STRUCTURE	RES1 - SINGLE FAMILY DWELLING	\$277,989	6.15%	6.43%
US000411	RESIDENTIAL STRUCTURE	RES1 - SINGLE FAMILY DWELLING	\$302,171	6.15%	6.43%
US000412	RESIDENTIAL STRUCTURE	RES1 - SINGLE FAMILY DWELLING	\$396,381	7.64%	5.20%
US000413	RESIDENTIAL STRUCTURE	RES1 - SINGLE FAMILY DWELLING	\$347,107	6.15%	6.43%
US000414	RESIDENTIAL STRUCTURE	RES1 - SINGLE FAMILY DWELLING	\$69,227	6.15%	6.43%
US000415	RESIDENTIAL STRUCTURE	RES1 - SINGLE FAMILY DWELLING	\$176,122	6.15%	6.43%

Hazard Mitigation Plan Update, Pala Band of Mission Indians

US000416	RESIDENTIAL STRUCTURE	RES1 - SINGLE FAMILY DWELLING	\$368,359	6.15%	6.43%
US000417	RESIDENTIAL STRUCTURE	RES2 - MANUF HOUSING	\$156,861	25.70%	0.93%
US000418	RESIDENTIAL STRUCTURE	RES1 - SINGLE FAMILY DWELLING	\$373,820	7.64%	5.20%
US000419	RESIDENTIAL STRUCTURE	RES1 - SINGLE FAMILY DWELLING	\$352,072	7.64%	5.20%
US000420	RESIDENTIAL STRUCTURE	RES1 - SINGLE FAMILY DWELLING	\$347,226	7.64%	5.20%
US000421	RESIDENTIAL STRUCTURE	RES1 - SINGLE FAMILY DWELLING	\$338,120	7.64%	5.20%
US000422	RESIDENTIAL STRUCTURE	RES1 - SINGLE FAMILY DWELLING	\$323,834	7.64%	5.20%
US000423	RESIDENTIAL STRUCTURE	RES1 - SINGLE FAMILY DWELLING	\$374,275	10.28%	3.76%
US000424	RESIDENTIAL STRUCTURE	RES1 - SINGLE FAMILY DWELLING	\$350,893	13.59%	2.64%
US000425	RESIDENTIAL STRUCTURE	RES1 - SINGLE FAMILY DWELLING	\$374,275	13.59%	2.64%
US000426	RESIDENTIAL STRUCTURE	RES1 - SINGLE FAMILY DWELLING	\$98,763	6.03%	6.55%
US000427	RESIDENTIAL STRUCTURE	RES1 - SINGLE FAMILY DWELLING	\$349,854	6.03%	6.55%

Hazard Mitigation Plan Update, Pala Band of Mission Indians

US000428	RESIDENTIAL STRUCTURE	RES1 - SINGLE FAMILY DWELLING	\$113,882	7.62%	5.22%
US000429	RESIDENTIAL STRUCTURE	RES1 - SINGLE FAMILY DWELLING	\$229,083	7.62%	5.22%
US000430	RESIDENTIAL STRUCTURE	RES2 - MANUF HOUSING	\$145,754	8.25%	4.81%
US000431	RESIDENTIAL STRUCTURE	RES2 - MANUF HOUSING	\$174,122	8.25%	4.81%
US000432	RESIDENTIAL STRUCTURE	RES1 - SINGLE FAMILY DWELLING	\$323,823	13.59%	2.64%
US000433	RESIDENTIAL STRUCTURE	RES1 - SINGLE FAMILY DWELLING	\$347,107	7.64%	5.20%
US000434	RESIDENTIAL STRUCTURE	RES1 - SINGLE FAMILY DWELLING	\$347,107	13.59%	2.64%
US000435	RESIDENTIAL STRUCTURE	RES1 - SINGLE FAMILY DWELLING	\$347,583	13.59%	2.64%
US000436	JUNK	COM2 - WAREHOUSE	\$1,300,893	0.36%	61.25%
US000437	RADIO	COM1 – RETAIL TRADE	\$117,667	4.88%	7.90%
US000438	OTHER	COM2 - WAREHOUSE	\$132,765	0.06%	82.28%

Hazard Mitigation Plan Update, Pala Band of Mission Indians

US000439	SWIM	COM8 – ENTERTAINMENT & RECREATION	\$72,980	4.88%	7.90%
US000440	RESIDENTIAL STRUCTURE	RES1 - SINGLE FAMILY DWELLING	\$323,823	7.64%	5.20%
US000441	RESIDENTIAL STRUCTURE	RES1 - SINGLE FAMILY DWELLING	\$347,107	7.64%	5.20%
US000442	OTHER	COM1 – RETAIL TRADE	\$147,062	7.64%	5.20%
US000443	OTHER	COM1 – RETAIL TRADE	\$123,594	7.64%	5.20%
US000444	OTHER	COM1 – RETAIL TRADE	\$310,801	7.64%	5.20%
US000445	OTHER	COM1 – RETAIL TRADE	\$310,358	7.64%	5.20%
US000446	OTHER	COM1 – RETAIL TRADE	\$164,994	7.64%	5.20%
US000447	OTHER	COM1 – RETAIL TRADE	\$44,569	7.64%	5.20%
US000448	OTHER	COM1 – RETAIL TRADE	\$226,250	7.64%	5.20%
US000449	OTHER	COM1 – RETAIL TRADE	\$71,920	7.64%	5.20%

Hazard Mitigation Plan Update, Pala Band of Mission Indians

US000450	RESIDENTIAL STRUCTURE	RES1 - SINGLE FAMILY DWELLING	\$186,786	4.74%	8.10%
US000451	RESIDENTIAL STRUCTURE	RES1 - SINGLE FAMILY DWELLING	\$347,583	6.15%	6.43%
US000452	RESIDENTIAL STRUCTURE	RES1 - SINGLE FAMILY DWELLING	\$347,107	6.15%	6.43%
US000453	RESIDENTIAL STRUCTURE	RES1 - SINGLE FAMILY DWELLING	\$347,107	12.86%	2.85%
US000454	RESIDENTIAL STRUCTURE	RES1 - SINGLE FAMILY DWELLING	\$112,736	6.15%	6.43%
US000455	RESIDENTIAL STRUCTURE	RES1 - SINGLE FAMILY DWELLING	\$138,064	6.15%	6.43%
US000456	CASINO	COM8 – ENTERTAINMENT & RECREATION	\$485,950	0.99%	45.73%
US000457	CASINO	COM8 – ENTERTAINMENT & RECREATION	\$1,781,523	0.99%	45.73%
US000458	CASINO	COM8 – ENTERTAINMENT & RECREATION	\$23,104,409	0.99%	45.73%
US000459	RESIDENTIAL STRUCTURE	RES1 - SINGLE FAMILY DWELLING	\$102,191	6.15%	6.43%

Hazard Mitigation Plan Update, Pala Band of Mission Indians

US000460	RESIDENTIAL STRUCTURE	RES1 - SINGLE FAMILY DWELLING	\$93,907	6.15%	6.43%
US000461	RESIDENTIAL STRUCTURE	RES2 - MANUF HOUSING	\$296,115	7.62%	5.22%
US000462	SHED	COM1 – RETAIL TRADE	\$127,109	0.12%	63.60%
US000463	OTHER	COM1 – RETAIL TRADE	\$352,807	0.07%	80.14%
US000464	OTHER	COM1 – RETAIL TRADE	\$325,337	0.07%	80.14%
US000465	OTHER	COM1 – RETAIL TRADE	\$617,331	0.07%	80.14%
US000466	OTHER	COM1 – RETAIL TRADE	\$287,506	0.07%	80.14%
US000467	OTHER	COM1 – RETAIL TRADE	\$496,895	0.07%	80.14%
US000468	OTHER	COM1 – RETAIL TRADE	\$583,740	0.07%	80.14%
US000469	RESIDENTIAL STRUCTURE	RES1 - SINGLE FAMILY DWELLING	\$169,882	6.15%	6.43%
US000470	RESIDENTIAL STRUCTURE	RES1 - SINGLE FAMILY DWELLING	\$102,332	6.15%	6.43%
US000471	RESIDENTIAL STRUCTURE	RES1 - SINGLE FAMILY DWELLING	\$59,082	6.15%	6.43%

Hazard Mitigation Plan Update, Pala Band of Mission Indians

US000472	RESIDENTIAL STRUCTURE	RES1 - SINGLE FAMILY DWELLING	\$281,644	6.15%	6.43%
US000473	RESIDENTIAL STRUCTURE	RES2 - MANUF HOUSING	\$76,992	7.64%	5.20%
US000474	RESIDENTIAL STRUCTURE	RES2 - MANUF HOUSING	\$68,427	7.64%	5.20%
US000475	RESIDENTIAL STRUCTURE	RES2 - MANUF HOUSING	\$98,795	7.64%	5.20%
US000476	RESIDENTIAL STRUCTURE	RES2 - MANUF HOUSING	\$85,363	7.64%	5.20%
US000477	RESIDENTIAL STRUCTURE	RES2 - MANUF HOUSING	\$95,475	7.64%	5.20%
US000478	RESIDENTIAL STRUCTURE	RES2 - MANUF HOUSING	\$177,063	7.62%	5.22%
US000479	RESIDENTIAL STRUCTURE	RES2 - MANUF HOUSING	\$67,767	7.62%	5.22%
US000480	OTHER	COM1 – RETAIL TRADE	\$792,318	0.15%	73.03%
US000481	OTHER	COM1 – RETAIL TRADE	\$561,472	0.15%	73.03%
US000482	OTHER	COM1 – RETAIL TRADE	\$232,577	0.15%	73.03%
US000483	OTHER	COM1 – RETAIL TRADE	\$518,558	0.15%	73.03%

Hazard Mitigation Plan Update, Pala Band of Mission Indians

US000484	GAS	COM3 – SERVICE STATION	\$601,422	7.64%	5.20%
US000485	RETAIL	COM1 – RETAIL TRADE	\$485,258	7.64%	5.20%
US000486	RESIDENTIAL STRUCTURE	RES1 - SINGLE FAMILY DWELLING	\$34,987	6.15%	6.43%
US000487	RESIDENTIAL STRUCTURE	RES1 - SINGLE FAMILY DWELLING	\$25,794	6.15%	6.43%
US000488	RESIDENTIAL STRUCTURE	RES1 - SINGLE FAMILY DWELLING	\$86,671	6.15%	6.43%
US000489	RESIDENTIAL STRUCTURE	RES1 - SINGLE FAMILY DWELLING	\$174,111	6.15%	6.43%
US000490	RESIDENTIAL STRUCTURE	RES1 - SINGLE FAMILY DWELLING	\$107,761	6.15%	6.43%
US000491	PARK	COM2 - WAREHOUSE	\$5,002,348	0.99%	45.73%
US000492	PARK	COM2 - WAREHOUSE	\$13,999,488	0.99%	45.73%
US000493	PARK	COM2 - WAREHOUSE	\$6,257,710	0.99%	45.73%
US000494	CASINO	COM8 – ENTERTAINMENT & RECREATION	\$5,695,536	0.99%	45.73%

Hazard Mitigation Plan Update, Pala Band of Mission Indians

US000495	RESIDENTIAL STRUCTURE	RES1 - SINGLE FAMILY DWELLING	\$289,053	4.88%	7.90%
US000496	CIVIC	COM1 – RETAIL TRADE	\$2,243,972	0.45%	58.20%
US000497	RESIDENTIAL STRUCTURE	RES1 - SINGLE FAMILY DWELLING	\$396,381	7.64%	5.20%
US000498	RESIDENTIAL STRUCTURE	RES1 - SINGLE FAMILY DWELLING	\$347,107	7.64%	5.20%
US000499	RESIDENTIAL STRUCTURE	RES1 - SINGLE FAMILY DWELLING	\$347,583	4.88%	7.90%
US000500	PROFESSIONAL	COM1 – RETAIL TRADE	\$409,975	9.14%	4.30%
US000501	PROFESSIONAL	COM1 – RETAIL TRADE	\$105,684	9.14%	4.30%
US000502	OTHER	COM1 – RETAIL TRADE	\$101,802	9.14%	4.30%
US000503	STABLE	COM2 - WAREHOUSE	\$484,296	9.14%	4.30%
US000504	RESIDENTIAL STRUCTURE	RES1 - SINGLE FAMILY DWELLING	\$119,365	11.04%	3.46%
US000505	RESIDENTIAL STRUCTURE	RES1 - SINGLE FAMILY DWELLING	\$143,742	11.04%	3.46%
US000506	SHED	COM1 – RETAIL TRADE	\$82,616	11.04%	3.46%

Hazard Mitigation Plan Update, Pala Band of Mission Indians

US000507	RESIDENTIAL STRUCTURE	RES1 - SINGLE FAMILY DWELLING	\$179,064	11.04%	3.46%
US000508	RESIDENTIAL STRUCTURE	RES1 - SINGLE FAMILY DWELLING	\$289,053	4.88%	7.90%
US000509	RESIDENTIAL STRUCTURE	RES1 - SINGLE FAMILY DWELLING	\$76,787	4.88%	7.90%
US000510	RESIDENTIAL STRUCTURE	RES1 - SINGLE FAMILY DWELLING	\$302,604	6.15%	6.43%
US000511	OTHER	COM1 – RETAIL TRADE	\$230,251	7.64%	5.20%
US000512	OTHER	RES1 - SINGLE FAMILY DWELLING	\$88,023	13.22%	2.75%
US000513	OTHER	RES1 - SINGLE FAMILY DWELLING	\$86,552	13.22%	2.75%
US000514	OTHER	RES1 - SINGLE FAMILY DWELLING	\$86,390	13.22%	2.75%
US000515	OTHER	RES1 - SINGLE FAMILY DWELLING	\$85,503	13.22%	2.75%
US000516	OTHER	RES1 - SINGLE FAMILY DWELLING	\$85,904	13.22%	2.75%
US000517	OTHER	RES1 - SINGLE FAMILY DWELLING	\$86,607	13.22%	2.75%
US000518	OTHER	RES1 - SINGLE FAMILY DWELLING	\$276,485	13.22%	2.75%

Hazard Mitigation Plan Update, Pala Band of Mission Indians

US000519	OTHER	RES1 - SINGLE FAMILY DWELLING	\$44,212	13.22%	2.75%
US000520	OTHER	RES1 - SINGLE FAMILY DWELLING	\$457,020	13.22%	2.75%
US000521	OTHER	RES1 - SINGLE FAMILY DWELLING	\$9,896	13.22%	2.75%
US000522	OTHER	RES1 - SINGLE FAMILY DWELLING	\$173,451	13.22%	2.75%
US000523	RELIGIOUS	REL1 – CHURCH	\$383,878	13.22%	2.75%
US000524	RELIGIOUS	REL1 – CHURCH	\$426,327	13.59%	2.64%
US000525	SHED	COM1 – RETAIL TRADE	\$74,310	13.59%	2.64%
US000526	RESIDENTIAL STRUCTURE	RES1 - SINGLE FAMILY DWELLING	\$106,041	5.19%	7.49%
US000527	RESIDENTIAL STRUCTURE	RES1 - SINGLE FAMILY DWELLING	\$184,937	5.19%	7.49%
US000528	RESIDENTIAL STRUCTURE	RES1 - SINGLE FAMILY DWELLING	\$64,425	5.19%	7.49%
US000529	RESIDENTIAL STRUCTURE	RES1 - SINGLE FAMILY DWELLING	\$118,760	5.19%	7.49%
US000530	RESIDENTIAL STRUCTURE	RES1 - SINGLE FAMILY DWELLING	\$86,206	5.19%	7.49%

Hazard Mitigation Plan Update, Pala Band of Mission Indians

US000531	AGRICULT	AGR1 – AGRICULTURE	\$809,730	0.02%	90.23%
US000532	RESIDENTIAL STRUCTURE	RES1 - SINGLE FAMILY DWELLING	\$203,214	9.31%	4.21%
US000533	RESIDENTIAL STRUCTURE	RES1 - SINGLE FAMILY DWELLING	\$104,332	9.31%	4.21%
US000534	RESIDENTIAL STRUCTURE	RES1 - SINGLE FAMILY DWELLING	\$104,332	9.31%	4.21%
US000535	RESIDENTIAL STRUCTURE	RES1 - SINGLE FAMILY DWELLING	\$94,080	9.31%	4.21%
US000536	GARAGE	COM10 - PARKING	\$183,368	9.31%	4.21%
US000537	SHED	COM1 – RETAIL TRADE	\$45,347	9.31%	4.21%
US000538	OTHER	COM2 - WAREHOUSE	\$131,608	0.69%	52.12%
US000539	RESIDENTIAL STRUCTURE	RES1 - SINGLE FAMILY DWELLING	\$94,080	9.31%	4.21%
US000540	CARPORT	COM10 - PARKING	\$76,938	9.31%	4.21%
US000541	RESIDENTIAL STRUCTURE	RES1 - SINGLE FAMILY DWELLING	\$324,969	4.88%	7.90%
US000542	RESIDENTIAL STRUCTURE	RES1 - SINGLE FAMILY DWELLING	\$359,404	4.74%	8.10%

Hazard Mitigation Plan Update, Pala Band of Mission Indians

US000543	FIRE	COM1 – RETAIL TRADE	\$2,209,840	0.07%	80.14%
US000544	RESIDENTIAL STRUCTURE	RES2 - MANUF HOUSING	\$148,403	6.15%	6.43%
US000545	RESIDENTIAL STRUCTURE	RES1 - SINGLE FAMILY DWELLING	\$289,117	5.19%	7.49%
US000546	RESIDENTIAL STRUCTURE	RES1 - SINGLE FAMILY DWELLING	\$268,915	5.19%	7.49%
US000547	RESIDENTIAL STRUCTURE	RES1 - SINGLE FAMILY DWELLING	\$289,117	5.19%	7.49%
US000548	RESIDENTIAL STRUCTURE	RES1 - SINGLE FAMILY DWELLING	\$347,107	4.74%	8.10%
US000549	RESIDENTIAL STRUCTURE	RES1 - SINGLE FAMILY DWELLING	\$397,148	4.74%	8.10%
US000550	RESIDENTIAL STRUCTURE	RES1 - SINGLE FAMILY DWELLING	\$359,404	6.15%	6.43%
US000551	OTHER	COM1 – RETAIL TRADE	\$47,651	0.54%	55.43%
US000552	RELIGIOUS	REL1 – CHURCH	\$2,593,383	0.54%	55.43%
US000553	PATIO	COM1 – RETAIL TRADE	\$156,407	0.54%	55.43%
US000554	GAZEBO	COM1 – RETAIL TRADE	\$46,753	0.54%	55.43%

Hazard Mitigation Plan Update, Pala Band of Mission Indians

US000555	PATIO	COM1 – RETAIL TRADE	\$141,503	0.54%	55.43%
US000556	COMMUNITY	COM8 – ENTERTAINMENT & RECREATION	\$559,514	6.15%	6.43%
US000557	CDAYCARE	EDU1 – GRADE SCHOOLS	\$408,104	6.15%	6.43%
US000558	COMMUNITY	COM8 – ENTERTAINMENT & RECREATION	\$376,362	0.54%	55.43%
US000559	MUSEUM	COM8 – ENTERTAINMENT & RECREATION	\$374,956	0.54%	55.43%
US000560	MUSEUM	COM8 – ENTERTAINMENT & RECREATION	\$34,208	0.12%	63.60%
US000561	RESIDENTIAL STRUCTURE	RES1 - SINGLE FAMILY DWELLING	\$349,725	4.74%	8.10%
US000562	RESIDENTIAL STRUCTURE	RES1 - SINGLE FAMILY DWELLING	\$162,960	6.15%	6.43%
US000563	SHED	COM1 – RETAIL TRADE	\$62,121	6.15%	6.43%
US000564	RESIDENTIAL STRUCTURE	RES2 - MANUF HOUSING	\$121,853	6.15%	6.43%

Hazard Mitigation Plan Update, Pala Band of Mission Indians

US000565	SHED	COM1 – RETAIL TRADE	\$67,518	1.04%	45.44%
US000566	SHED	COM1 – RETAIL TRADE	\$53,761	4.88%	7.90%
US000567	SHED	COM1 – RETAIL TRADE	\$104,376	4.88%	7.90%
US000568	RESIDENTIAL STRUCTURE	RES1 - SINGLE FAMILY DWELLING	\$397,148	4.74%	8.10%
US000569	RESIDENTIAL STRUCTURE	RES1 - SINGLE FAMILY DWELLING	\$268,915	4.74%	8.10%
US000570	RESIDENTIAL STRUCTURE	RES1 - SINGLE FAMILY DWELLING	\$289,117	5.19%	7.49%
US000571	RESIDENTIAL STRUCTURE	RES1 - SINGLE FAMILY DWELLING	\$323,834	7.62%	5.22%
US000572	RESIDENTIAL STRUCTURE	RES1 - SINGLE FAMILY DWELLING	\$397,148	6.15%	6.43%
US000573	OTHER	COM1 – RETAIL TRADE	\$62,175	0.95%	46.42%
US000574	OTHER	COM1 – RETAIL TRADE	\$103,640	1.01%	45.43%
US000575	OTHER	COM1 – RETAIL TRADE	\$39,161	0.54%	55.43%
US000576	OTHER	COM1 – RETAIL TRADE	\$50,225	0.45%	58.20%

Hazard Mitigation Plan Update, Pala Band of Mission Indians

US000577	OTHER	COM1 – RETAIL TRADE	\$21,749	0.36%	61.25%
US000578	OTHER	COM1 – RETAIL TRADE	\$22,820	0.45%	58.20%
US000579	OTHER	COM1 – RETAIL TRADE	\$74,331	0.47%	57.50%
US000580	OTHER	COM1 – RETAIL TRADE	\$151,778	7.64%	5.20%
US000581	OTHER	COM1 – RETAIL TRADE	\$162,560	7.64%	5.20%
US000582	OTHER	COM1 – RETAIL TRADE	\$70,882	7.64%	5.20%
US000583	RESIDENTIAL STRUCTURE	RES1 - SINGLE FAMILY DWELLING	\$397,148	6.15%	6.43%
US000584	RESIDENTIAL STRUCTURE	RES1 - SINGLE FAMILY DWELLING	\$142,726	6.15%	6.43%
US000585	RESIDENTIAL STRUCTURE	RES1 - SINGLE FAMILY DWELLING	\$347,107	6.89%	5.77%
US000586	RESIDENTIAL STRUCTURE	RES2 - MANUF HOUSING	\$150,556	25.70%	0.93%
US000587	RESIDENTIAL STRUCTURE	RES2 - MANUF HOUSING	\$150,556	25.70%	0.93%
US000588	RESIDENTIAL STRUCTURE	RES2 - MANUF HOUSING	\$262,372	6.15%	6.43%

Hazard Mitigation Plan Update, Pala Band of Mission Indians

US000589	RESIDENTIAL STRUCTURE	RES2 - MANUF HOUSING	\$289,117	16.05%	2.09%
US000590	RESIDENTIAL STRUCTURE	RES2 - MANUF HOUSING	\$41,184	7.64%	5.20%
US000591	OTHER	COM1 – RETAIL TRADE	\$161,414	0.15%	73.03%
US000592	WATER TREATMENT PLANT	COM1 – RETAIL TRADE	\$106,225	0.95%	46.42%
US000593	WATER TREATMENT PLANT	COM1 – RETAIL TRADE	\$168,184	0.95%	46.42%
US000594	RESIDENTIAL STRUCTURE	RES2 - MANUF HOUSING	\$84,984	6.03%	6.55%
US000595	AGRICULT	AGR1 – AGRICULTURE	\$105,738	0.13%	74.75%
US000596	RESIDENTIAL STRUCTURE	RES2 - MANUF HOUSING	\$330,452	9.14%	4.30%
US000597	OTHER	COM1 – RETAIL TRADE	\$70,882	7.64%	5.20%
US000598	RESIDENTIAL STRUCTURE	RES1 - SINGLE FAMILY DWELLING	\$162,928	25.70%	0.93%
US000599	RELIGIOUS	REL1 – CHURCH	\$1,160,731	0.12%	63.60%
US000600	CHARTER	EDU1 – GRADE SCHOOLS	\$910,061	6.15%	6.43%

Hazard Mitigation Plan Update, Pala Band of Mission Indians

US000601	CHARTER	EDU1 – GRADE SCHOOLS	\$499,469	6.15%	6.43%
US000602	CONVENT	REL1 – CHURCH	\$638,929	6.15%	6.43%
US000603	CHARTER	EDU1 – GRADE SCHOOLS	\$92,555	6.15%	6.43%
US000604	CHARTER	EDU1 – GRADE SCHOOLS	\$104,678	6.15%	6.43%
US000605	SHED	COM1 – RETAIL TRADE	\$13,475	6.15%	6.43%
US000606	SHED	COM1 – RETAIL TRADE	\$31,504	6.15%	6.43%
US000607	GAZEBO	COM1 – RETAIL TRADE	\$55,016	6.15%	6.43%
US000608	RESIDENTIAL STRUCTURE	RES1 - SINGLE FAMILY DWELLING	\$347,107	5.19%	7.49%
US000609	RESIDENTIAL STRUCTURE	RES1 - SINGLE FAMILY DWELLING	\$347,107	5.19%	7.49%
US000610	PROFESSIONAL	COM1 – RETAIL TRADE	\$158,743	6.15%	6.43%
US000611	RESIDENTIAL STRUCTURE	RES1 - SINGLE FAMILY DWELLING	\$347,107	5.19%	7.49%
US000612	RESIDENTIAL STRUCTURE	RES1 - SINGLE FAMILY DWELLING	\$347,107	5.19%	7.49%

Hazard Mitigation Plan Update, Pala Band of Mission Indians

US000613	RESIDENTIAL STRUCTURE	RES1 - SINGLE FAMILY DWELLING	\$347,107	5.19%	7.49%
US000614	OTHER	COM1 – RETAIL TRADE	\$37,193	6.15%	6.43%
US000615	RESIDENTIAL STRUCTURE	RES1 - SINGLE FAMILY DWELLING	\$345,583	5.19%	7.49%
US000616	RESIDENTIAL STRUCTURE	RES1 - SINGLE FAMILY DWELLING	\$156,407	6.15%	6.43%
US000617	RESIDENTIAL STRUCTURE	RES1 - SINGLE FAMILY DWELLING	\$347,107	4.74%	8.10%
US000618	RESIDENTIAL STRUCTURE	RES1 - SINGLE FAMILY DWELLING	\$347,107	4.74%	8.10%
US000619	RESIDENTIAL STRUCTURE	RES1 - SINGLE FAMILY DWELLING	\$347,107	5.19%	7.49%
US000620	POSTOFFICE	COM1 – RETAIL TRADE	\$155,736	6.15%	6.43%
US000621	RESIDENTIAL STRUCTURE	RES1 - SINGLE FAMILY DWELLING	\$347,107	4.74%	8.10%
US000622	RESIDENTIAL STRUCTURE	RES1 - SINGLE FAMILY DWELLING	\$347,107	5.01%	7.73%
US000623	RESIDENTIAL STRUCTURE	RES1 - SINGLE FAMILY DWELLING	\$359,393	5.19%	7.49%
US000624	RESIDENTIAL STRUCTURE	RES1 - SINGLE FAMILY DWELLING	\$347,107	4.74%	8.10%

Hazard Mitigation Plan Update, Pala Band of Mission Indians

US000625	RESIDENTIAL STRUCTURE	RES1 - SINGLE FAMILY DWELLING	\$347,107	4.74%	8.10%
US000626	RESIDENTIAL STRUCTURE	RES1 - SINGLE FAMILY DWELLING	\$347,107	4.74%	8.10%
US000627	RESIDENTIAL STRUCTURE	RES1 - SINGLE FAMILY DWELLING	\$347,107	4.74%	8.10%
US000628	RESIDENTIAL STRUCTURE	RES1 - SINGLE FAMILY DWELLING	\$324,839	6.15%	6.43%
US000629	LIBRARY	COM8 – ENTERTAINMENT & RECREATION	\$22,030	6.15%	6.43%
US000630	LIBRARY	COM8 – ENTERTAINMENT & RECREATION	\$862,886	6.15%	6.43%
US000631	RESIDENTIAL STRUCTURE	RES1 - SINGLE FAMILY DWELLING	\$347,107	4.74%	8.10%
US000632	RESIDENTIAL STRUCTURE	RES1 - SINGLE FAMILY DWELLING	\$157,477	6.15%	6.43%
US000633	RELIGIOUS	REL1 – CHURCH	\$220,777	6.15%	6.43%
US000634	RESIDENTIAL STRUCTURE	RES1 - SINGLE FAMILY DWELLING	\$130,537	7.62%	5.22%

Hazard Mitigation Plan Update, Pala Band of Mission Indians

US000635	OTHERREC	COM8 – ENTERTAINMENT & RECREATION	\$75,164	11.04%	3.46%
US000636	OTHER	COM1 – RETAIL TRADE	\$228,402	9.14%	4.30%
US000637	RESIDENTIAL STRUCTURE	RES1 - SINGLE FAMILY DWELLING	\$435,250	8.25%	4.81%
US000638	RESIDENTIAL STRUCTURE	RES1 - SINGLE FAMILY DWELLING	\$435,250	12.86%	2.85%
US000639	RESIDENTIAL STRUCTURE	RES1 - SINGLE FAMILY DWELLING	\$379,790	8.80%	4.48%
US000640	RESIDENTIAL STRUCTURE	RES1 - SINGLE FAMILY DWELLING	\$182,752	8.80%	4.48%
US000641	RESIDENTIAL STRUCTURE	RES2 - MANUF HOUSING	\$39,897	5.19%	7.49%
US000642	OTHER	COM2 - WAREHOUSE	\$160,040	13.59%	2.64%
US000643	GARAGE	COM10 - PARKING	\$68,946	5.19%	7.49%
US000644	RESIDENTIAL STRUCTURE	RES1 - SINGLE FAMILY DWELLING	\$79,285	16.05%	2.09%
US000645	SHED	COM1 – RETAIL TRADE	\$46,331	16.05%	2.09%

Hazard Mitigation Plan Update, Pala Band of Mission Indians

US000646	SHED	COM1 – RETAIL TRADE	\$103,229	8.80%	4.48%
US000647	RESIDENTIAL STRUCTURE	RES1 - SINGLE FAMILY DWELLING	\$132,776	8.80%	4.48%
US000648	RESIDENTIAL STRUCTURE	RES1 - SINGLE FAMILY DWELLING	\$142,066	8.80%	4.48%
US000649	SHED	COM1 – RETAIL TRADE	\$55,016	8.80%	4.48%
US000650	SHED	COM1 – RETAIL TRADE	\$56,898	8.80%	4.48%
US000651	SHED	COM1 – RETAIL TRADE	\$68,459	8.80%	4.48%
US000652	SHED	COM1 – RETAIL TRADE	\$29,839	8.80%	4.48%
US000653	SHED	COM1 – RETAIL TRADE	\$50,917	8.80%	4.48%
US000654	SHED	COM1 – RETAIL TRADE	\$33,732	8.80%	4.48%
US000655	SHED	COM1 – RETAIL TRADE	\$25,242	8.80%	4.48%
US000656	SHED	COM1 – RETAIL TRADE	\$16,958	8.80%	4.48%
US000657	SHED	COM1 – RETAIL TRADE	\$30,304	8.80%	4.48%

Hazard Mitigation Plan Update, Pala Band of Mission Indians

US000658	SHED	COM1 – RETAIL TRADE	\$28,389	8.80%	4.48%
US000659	SHED	COM1 – RETAIL TRADE	\$28,541	8.80%	4.48%
US000660	SHED	COM1 – RETAIL TRADE	\$26,821	8.80%	4.48%
US000661	SHED	COM1 – RETAIL TRADE	\$31,731	8.80%	4.48%
US000662	RESIDENTIAL STRUCTURE	RES2 - MANUF HOUSING	\$60,769	8.80%	4.48%
US000663	RESIDENTIAL STRUCTURE	RES2 - MANUF HOUSING	\$47,143	8.80%	4.48%
US000664	RESIDENTIAL STRUCTURE	RES1 - SINGLE FAMILY DWELLING	\$85,352	7.62%	5.22%
US000665	RESIDENTIAL STRUCTURE	RES2 - MANUF HOUSING	\$96,621	7.62%	5.22%
US000666	PATIO	COM1 – RETAIL TRADE	\$82,345	7.62%	5.22%
US000667	RESIDENTIAL STRUCTURE	RES1 - SINGLE FAMILY DWELLING	\$206,015	8.25%	4.81%
US000668	RESIDENTIAL STRUCTURE	RES1 - SINGLE FAMILY DWELLING	\$183,790	8.25%	4.81%
US000669	RESIDENTIAL STRUCTURE	RES2 - MANUF HOUSING	\$61,072	8.25%	4.81%

Hazard Mitigation Plan Update, Pala Band of Mission Indians

US000670	RESIDENTIAL STRUCTURE	RES2 - MANUF HOUSING	\$148,284	8.25%	4.81%
US000671	RESIDENTIAL STRUCTURE	RES2 - MANUF HOUSING	\$51,588	8.25%	4.81%
US000672	RESIDENTIAL STRUCTURE	RES2 - MANUF HOUSING	\$87,428	8.25%	4.81%
US000673	RESIDENTIAL STRUCTURE	RES2 - MANUF HOUSING	\$182,503	8.25%	4.81%
US000674	RESIDENTIAL STRUCTURE	RES2 - MANUF HOUSING	\$203,127	8.25%	4.81%
US000675	RESIDENTIAL STRUCTURE	RES2 - MANUF HOUSING	\$86,661	8.25%	4.81%
US000676	RESIDENTIAL STRUCTURE	RES2 - MANUF HOUSING	\$171,018	8.25%	4.81%
US000677	RESIDENTIAL STRUCTURE	RES2 - MANUF HOUSING	\$56,443	8.25%	4.81%
US000678	SHED	COM1 – RETAIL TRADE	\$44,644	8.25%	4.81%
US000679	GARAGE	COM10 - PARKING	\$297,142	6.03%	6.55%
US000680	RESIDENTIAL STRUCTURE	RES2 - MANUF HOUSING	\$198,077	6.03%	6.55%
US000681	STABLE	COM2 - WAREHOUSE	\$511,485	6.03%	6.55%

Hazard Mitigation Plan Update, Pala Band of Mission Indians

US000682	STABLE	COM2 - WAREHOUSE	\$260,652	6.03%	6.55%
US000683	RESIDENTIAL STRUCTURE	RES2 - MANUF HOUSING	\$230,197	7.62%	5.22%
US000684	RESIDENTIAL STRUCTURE	RES1 - SINGLE FAMILY DWELLING	\$97,778	7.62%	5.22%
US000685	RESIDENTIAL STRUCTURE	RES1 - SINGLE FAMILY DWELLING	\$188,516	7.62%	5.22%
US000686	RESIDENTIAL STRUCTURE	RES1 - SINGLE FAMILY DWELLING	\$45,358	7.62%	5.22%
US000687	RESIDENTIAL STRUCTURE	RES1 - SINGLE FAMILY DWELLING	\$628,449	6.03%	6.55%
US000688	GARAGE	COM10 - PARKING	\$97,573	6.03%	6.55%
US000689	WATER TREATMENT PLANT	COM1 – RETAIL TRADE	\$55,027	6.03%	6.55%
US000690	OTHER	COM1 – RETAIL TRADE	\$100,882	3.82%	9.62%
US000691	RESIDENTIAL STRUCTURE	RES1 - SINGLE FAMILY DWELLING	\$293,130	4.88%	7.90%
US000692	OTHER	COM2 - WAREHOUSE	\$81,058	4.88%	7.90%
US000693	OTHER	COM2 - WAREHOUSE	\$40,859	4.88%	7.90%

Hazard Mitigation Plan Update, Pala Band of Mission Indians

US000694	OTHER	COM2 - WAREHOUSE	\$48,062	4.88%	7.90%
US000695	OTHER	COM2 - WAREHOUSE	\$38,177	4.88%	7.90%
US000696	OTHER	COM2 - WAREHOUSE	\$22,571	4.88%	7.90%
US000697	OTHER	COM2 - WAREHOUSE	\$24,128	4.88%	7.90%
US000698	OTHER	COM2 - WAREHOUSE	\$24,820	4.88%	7.90%
US000699	OTHER	COM2 - WAREHOUSE	\$46,883	4.88%	7.90%
US000700	SHED	COM1 – RETAIL TRADE	\$53,469	4.88%	7.90%
US000701	SHED	COM1 – RETAIL TRADE	\$32,034	4.88%	7.90%
US000702	SHED	COM1 – RETAIL TRADE	\$22,593	4.88%	7.90%
US000703	SHED	COM1 – RETAIL TRADE	\$52,117	6.15%	6.43%
US000704	RESIDENTIAL STRUCTURE	RES1 - SINGLE FAMILY DWELLING	\$226,055	6.15%	6.43%
US000705	SHED	COM1 – RETAIL TRADE	\$175,571	6.15%	6.43%

Hazard Mitigation Plan Update, Pala Band of Mission Indians

US000706	GARAGE	COM10 - PARKING	\$106,247	6.15%	6.43%
US000707	RESIDENTIAL STRUCTURE	RES1 - SINGLE FAMILY DWELLING	\$378,460	6.15%	6.43%
US000708	FIFTHWHEEL	REL1 – CHURCH	\$42,979	6.15%	6.43%
US000709	GARAGE	COM10 - PARKING	\$75,175	6.15%	6.43%
US000710	OTHER	COM1 – RETAIL TRADE	\$233,377	7.64%	5.20%
US000711	SHED	COM1 – RETAIL TRADE	\$47,316	5.19%	7.49%
US000712	STORAGECONTAINER	COM2 - WAREHOUSE	\$36,555	5.19%	7.49%
US000713	OTHERREC	COM8 – ENTERTAINMENT & RECREATION	\$156,417	4.74%	8.10%
US000714	WATER TREATMENT PLANT	COM1 – RETAIL TRADE	\$54,280	0.95%	46.42%
US000715	WATER TREATMENT PLANT	COM1 – RETAIL TRADE	\$71,898	0.95%	46.42%
US000716	STORAGECONTAINER	COM2 - WAREHOUSE	\$44,601	4.74%	8.10%

Hazard Mitigation Plan Update, Pala Band of Mission Indians

US000717	STORAGECONTAINER	COM2 - WAREHOUSE	\$46,342	4.74%	8.10%
US000718	STORAGECONTAINER	COM2 - WAREHOUSE	\$53,091	4.74%	8.10%
US000719	STORAGECONTAINER	COM2 - WAREHOUSE	\$42,049	4.74%	8.10%
US000720	RESIDENTIAL STRUCTURE	RES1 - SINGLE FAMILY DWELLING	\$392,357	5.19%	7.49%
US000721	RESIDENTIAL STRUCTURE	RES1 - SINGLE FAMILY DWELLING	\$392,357	5.19%	7.49%
US000722	RESIDENTIAL STRUCTURE	RES2 - MANUF HOUSING	\$80,961	7.64%	5.20%
US000723	RESIDENTIAL STRUCTURE	RES2 - MANUF HOUSING	\$83,427	7.64%	5.20%
US000724	RESIDENTIAL STRUCTURE	RES2 - MANUF HOUSING	\$62,586	7.64%	5.20%
US000725	RESIDENTIAL STRUCTURE	RES2 - MANUF HOUSING	\$49,598	7.64%	5.20%
US000726	RESIDENTIAL STRUCTURE	RES2 - MANUF HOUSING	\$51,782	7.64%	5.20%
US000727	RESIDENTIAL STRUCTURE	RES2 - MANUF HOUSING	\$22,311	7.64%	5.20%
US000728	RESIDENTIAL STRUCTURE	RES1 - SINGLE FAMILY DWELLING	\$120,663	7.64%	5.20%

Hazard Mitigation Plan Update, Pala Band of Mission Indians

US000729	SHED	COM1 – RETAIL TRADE	\$38,523	7.64%	5.20%
US000730	SHED	COM1 – RETAIL TRADE	\$29,157	7.64%	5.20%
US000731	OTHER	COM1 – RETAIL TRADE	\$91,787	7.64%	5.20%
US000732	OTHER	COM1 – RETAIL TRADE	\$221,783	9.14%	4.30%
US000733	OTHER	COM1 – RETAIL TRADE	\$51,285	13.22%	2.75%
US000734	RESIDENTIAL STRUCTURE	RES2 - MANUF HOUSING	\$199,212	7.64%	5.20%
US000735	RESIDENTIAL STRUCTURE	RES2 - MANUF HOUSING	\$33,927	7.64%	5.20%
US000736	SHED	COM1 – RETAIL TRADE	\$30,325	7.64%	5.20%
US000737	RESIDENTIAL STRUCTURE	RES2 - MANUF HOUSING	\$25,188	7.64%	5.20%
US000738	RESIDENTIAL STRUCTURE	RES2 - MANUF HOUSING	\$121,009	7.64%	5.20%
US000739	RESIDENTIAL STRUCTURE	RES2 - MANUF HOUSING	\$31,407	7.64%	5.20%
US000740	RESIDENTIAL STRUCTURE	RES2 - MANUF HOUSING	\$74,256	7.64%	5.20%

Hazard Mitigation Plan Update, Pala Band of Mission Indians

US000741	SLED	COM1 – RETAIL TRADE	\$50,538	7.64%	5.20%
US000742	GARAGE	COM10 - PARKING	\$180,102	6.15%	6.43%
US000743	GARAGE	COM10 - PARKING	\$98,503	6.15%	6.43%
US000744	GARAGE	COM10 - PARKING	\$114,542	6.15%	6.43%
US000745	GARAGE	COM10 - PARKING	\$60,294	6.15%	6.43%
US000746	STORAGECONTAINER	COM2 - WAREHOUSE	\$96,838	6.15%	6.43%
US000747	STORAGECONTAINER	COM2 - WAREHOUSE	\$26,702	6.15%	6.43%
US000748	STORAGECONTAINER	COM2 - WAREHOUSE	\$25,112	6.15%	6.43%
US000749	SLED	COM1 – RETAIL TRADE	\$44,039	6.15%	6.43%
US000750	RESIDENTIAL STRUCTURE	RES2 - MANUF HOUSING	\$46,094	5.19%	7.49%
US000751	SLED	COM1 – RETAIL TRADE	\$72,947	13.59%	2.64%
US000752	SLED	COM1 – RETAIL TRADE	\$20,311	13.59%	2.64%

Hazard Mitigation Plan Update, Pala Band of Mission Indians

US000753	BARN	COM2 - WAREHOUSE	\$105,079	13.59%	2.64%
US000754	STORAGECONTAINER	COM2 - WAREHOUSE	\$102,883	16.05%	2.09%
US000755	SHED	COM1 – RETAIL TRADE	\$29,990	16.05%	2.09%
US000756	RESIDENTIAL STRUCTURE	RES1 - SINGLE FAMILY DWELLING	\$219,069	25.70%	0.93%
US000757	RESIDENTIAL STRUCTURE	RES1 - SINGLE FAMILY DWELLING	\$460,924	25.70%	0.93%
US000758	SHED	COM1 – RETAIL TRADE	\$92,447	25.70%	0.93%
US000759	STORAGECONTAINER	COM2 - WAREHOUSE	\$189,133	8.80%	4.48%
US000760	SHED	COM1 – RETAIL TRADE	\$37,463	7.62%	5.22%
US000761	SHED	COM1 – RETAIL TRADE	\$69,724	7.62%	5.22%
US000762	SHED	COM1 – RETAIL TRADE	\$31,720	7.62%	5.22%
US000763	STORAGECONTAINER	COM2 - WAREHOUSE	\$44,277	6.03%	6.55%
US000764	STORAGECONTAINER	COM2 - WAREHOUSE	\$33,364	6.03%	6.55%

Hazard Mitigation Plan Update, Pala Band of Mission Indians

US000765	STORAGECONTAINER	COM2 - WAREHOUSE	\$31,980	6.03%	6.55%
US000766	RESIDENTIAL STRUCTURE	RES1 - SINGLE FAMILY DWELLING	\$225,352	6.03%	6.55%
US000767	RACETRACK	COM8 – ENTERTAINMENT & RECREATION	\$652,123	3.82%	9.62%
US000768	RACETRACK	COM8 – ENTERTAINMENT & RECREATION	\$166,713	3.82%	9.62%
US000769	RACETRACK	COM8 – ENTERTAINMENT & RECREATION	\$75,208	3.82%	9.62%
US000770	RACETRACK	COM8 – ENTERTAINMENT & RECREATION	\$75,208	3.82%	9.62%
US000771	RACETRACK	COM8 – ENTERTAINMENT & RECREATION	\$384,873	3.82%	9.62%
US000772	GRANDSTAND	COM8 – ENTERTAINMENT & RECREATION	\$367,148	7.64%	5.20%
US000773	INDUSTRIAL	IND2 – LIGHT INDUSTRY	\$29,579	0.54%	55.43%

Hazard Mitigation Plan Update, Pala Band of Mission Indians

100-year Flood Event Derived from Hazus Generated Flood Depths

ID	Name	Occupancy Type	Building Cost	Content Cost	Building Damage Percentage	Contents Damage Percentage	Building Loss	Content Loss
US000001	RESIDENTIAL STRUCTURE	RES2 - MANUF HOUSING	\$101,261	\$50,630	0.00%	0.00%	\$0	\$0
US000002	RESIDENTIAL STRUCTURE	RES2 - MANUF HOUSING	\$101,510	\$50,755	0.00%	0.00%	\$0	\$0
US000003	RESIDENTIAL STRUCTURE	RES2 - MANUF HOUSING	\$109,513	\$54,756	0.00%	0.00%	\$0	\$0
US000004	RESIDENTIAL STRUCTURE	RES2 - MANUF HOUSING	\$103,878	\$51,939	0.00%	0.00%	\$0	\$0
US000005	RESIDENTIAL STRUCTURE	RES2 - MANUF HOUSING	\$89,948	\$44,974	0.00%	0.00%	\$0	\$0
US000006	RESIDENTIAL STRUCTURE	RES2 - MANUF HOUSING	\$193,567	\$96,783	0.00%	0.00%	\$0	\$0
US000007	RESIDENTIAL STRUCTURE	RES1 - SINGLE FAMILY DWELLING	\$171,926	\$85,963	0.00%	0.00%	\$0	\$0
US000008	RESIDENTIAL STRUCTURE	RES1 - SINGLE FAMILY DWELLING	\$222,886	\$111,443	0.00%	0.00%	\$0	\$0
US000009	RESIDENTIAL STRUCTURE	RES2 - MANUF HOUSING	\$101,228	\$50,614	0.00%	0.00%	\$0	\$0

Hazard Mitigation Plan Update, Pala Band of Mission Indians

US000010	RESIDENTIAL STRUCTURE	RES1 - SINGLE FAMILY DWELLING	\$236,978	\$118,489	0.00%	0.00%	\$0	\$0
US000011	RESIDENTIAL STRUCTURE	RES2 - MANUF HOUSING	\$79,912	\$39,956	0.00%	0.00%	\$0	\$0
US000012	RESIDENTIAL STRUCTURE	RES1 - SINGLE FAMILY DWELLING	\$270,224	\$135,112	0.00%	0.00%	\$0	\$0
US000013	RESIDENTIAL STRUCTURE	RES1 - SINGLE FAMILY DWELLING	\$137,697	\$68,848	0.00%	0.00%	\$0	\$0
US000014	RESIDENTIAL STRUCTURE	RES1 - SINGLE FAMILY DWELLING	\$227,407	\$113,704	0.00%	0.00%	\$0	\$0
US000015	RESIDENTIAL STRUCTURE	RES1 - SINGLE FAMILY DWELLING	\$173,527	\$86,763	0.00%	0.00%	\$0	\$0
US000016	RESIDENTIAL STRUCTURE	RES1 - SINGLE FAMILY DWELLING	\$223,405	\$111,703	0.00%	0.00%	\$0	\$0
US000017	RESIDENTIAL STRUCTURE	RES1 - SINGLE FAMILY DWELLING	\$267,585	\$133,792	0.00%	0.00%	\$0	\$0
US000018	RESIDENTIAL STRUCTURE	RES1 - SINGLE FAMILY DWELLING	\$326,159	\$163,079	0.00%	0.00%	\$0	\$0
US000019	RESIDENTIAL STRUCTURE	RES1 - SINGLE FAMILY DWELLING	\$267,585	\$133,792	0.00%	0.00%	\$0	\$0
US000020	RESIDENTIAL STRUCTURE	RES1 - SINGLE FAMILY DWELLING	\$267,585	\$133,792	0.00%	0.00%	\$0	\$0
US000021	RESIDENTIAL STRUCTURE	RES1 - SINGLE FAMILY DWELLING	\$267,585	\$133,792	0.00%	0.00%	\$0	\$0

Hazard Mitigation Plan Update, Pala Band of Mission Indians

US000022	RESIDENTIAL STRUCTURE	RES1 - SINGLE FAMILY DWELLING	\$267,585	\$133,792	0.00%	0.00%	\$0	\$0
US000023	RESIDENTIAL STRUCTURE	RES1 - SINGLE FAMILY DWELLING	\$446,346	\$223,173	0.00%	0.00%	\$0	\$0
US000024	RESIDENTIAL STRUCTURE	RES1 - SINGLE FAMILY DWELLING	\$267,585	\$133,792	0.00%	0.00%	\$0	\$0
US000025	RESIDENTIAL STRUCTURE	RES1 - SINGLE FAMILY DWELLING	\$267,585	\$133,792	0.00%	0.00%	\$0	\$0
US000026	RESIDENTIAL STRUCTURE	RES1 - SINGLE FAMILY DWELLING	\$267,585	\$133,792	0.00%	0.00%	\$0	\$0
US000027	RESIDENTIAL STRUCTURE	RES1 - SINGLE FAMILY DWELLING	\$370,122	\$185,061	0.00%	0.00%	\$0	\$0
US000028	RESIDENTIAL STRUCTURE	RES1 - SINGLE FAMILY DWELLING	\$328,105	\$164,053	0.00%	0.00%	\$0	\$0
US000029	RESIDENTIAL STRUCTURE	RES1 - SINGLE FAMILY DWELLING	\$273,154	\$136,577	0.00%	0.00%	\$0	\$0
US000030	RESIDENTIAL STRUCTURE	RES1 - SINGLE FAMILY DWELLING	\$319,421	\$159,711	0.00%	0.00%	\$0	\$0
US000031	RESIDENTIAL STRUCTURE	RES1 - SINGLE FAMILY DWELLING	\$325,964	\$162,982	0.00%	0.00%	\$0	\$0
US000032	RESIDENTIAL STRUCTURE	RES1 - SINGLE FAMILY DWELLING	\$272,862	\$136,431	0.00%	0.00%	\$0	\$0
US000033	RESIDENTIAL STRUCTURE	RES1 - SINGLE FAMILY DWELLING	\$458,697	\$229,348	0.00%	0.00%	\$0	\$0

Hazard Mitigation Plan Update, Pala Band of Mission Indians

US000034	RESIDENTIAL STRUCTURE	RES1 - SINGLE FAMILY DWELLING	\$360,010	\$180,005	0.00%	0.00%	\$0	\$0
US000035	RESIDENTIAL STRUCTURE	RES1 - SINGLE FAMILY DWELLING	\$324,201	\$162,101	0.00%	0.00%	\$0	\$0
US000036	RESIDENTIAL STRUCTURE	RES1 - SINGLE FAMILY DWELLING	\$326,191	\$163,096	0.00%	0.00%	\$0	\$0
US000037	RESIDENTIAL STRUCTURE	RES1 - SINGLE FAMILY DWELLING	\$276,442	\$138,221	0.00%	0.00%	\$0	\$0
US000038	RESIDENTIAL STRUCTURE	RES1 - SINGLE FAMILY DWELLING	\$323,574	\$161,787	0.00%	0.00%	\$0	\$0
US000039	RESIDENTIAL STRUCTURE	RES1 - SINGLE FAMILY DWELLING	\$246,495	\$123,248	0.00%	0.00%	\$0	\$0
US000040	RESIDENTIAL STRUCTURE	RES1 - SINGLE FAMILY DWELLING	\$312,424	\$156,212	0.00%	0.00%	\$0	\$0
US000041	RESIDENTIAL STRUCTURE	RES1 - SINGLE FAMILY DWELLING	\$262,934	\$131,467	0.00%	0.00%	\$0	\$0
US000042	RESIDENTIAL STRUCTURE	RES1 - SINGLE FAMILY DWELLING	\$296,926	\$148,463	0.00%	0.00%	\$0	\$0
US000043	RESIDENTIAL STRUCTURE	RES1 - SINGLE FAMILY DWELLING	\$415,599	\$207,799	0.00%	0.00%	\$0	\$0
US000044	RESIDENTIAL STRUCTURE	RES1 - SINGLE FAMILY DWELLING	\$289,334	\$144,667	0.00%	0.00%	\$0	\$0
US000045	RESIDENTIAL STRUCTURE	RES1 - SINGLE FAMILY DWELLING	\$289,334	\$144,667	0.00%	0.00%	\$0	\$0

Hazard Mitigation Plan Update, Pala Band of Mission Indians

US000046	RESIDENTIAL STRUCTURE	RES1 - SINGLE FAMILY DWELLING	\$310,401	\$155,201	0.00%	0.00%	\$0	\$0
US000047	RESIDENTIAL STRUCTURE	RES1 - SINGLE FAMILY DWELLING	\$212,558	\$106,279	0.00%	0.00%	\$0	\$0
US000048	RESIDENTIAL STRUCTURE	RES1 - SINGLE FAMILY DWELLING	\$291,118	\$145,559	0.00%	0.00%	\$0	\$0
US000049	RESIDENTIAL STRUCTURE	RES1 - SINGLE FAMILY DWELLING	\$117,743	\$58,871	0.00%	0.00%	\$0	\$0
US000050	RESIDENTIAL STRUCTURE	RES1 - SINGLE FAMILY DWELLING	\$504,055	\$252,027	0.00%	0.00%	\$0	\$0
US000051	RESIDENTIAL STRUCTURE	RES1 - SINGLE FAMILY DWELLING	\$251,146	\$125,573	0.00%	0.00%	\$0	\$0
US000052	RESIDENTIAL STRUCTURE	RES1 - SINGLE FAMILY DWELLING	\$182,244	\$91,122	0.00%	0.00%	\$0	\$0
US000053	RESIDENTIAL STRUCTURE	RES1 - SINGLE FAMILY DWELLING	\$187,565	\$93,782	0.00%	0.00%	\$0	\$0
US000054	RESIDENTIAL STRUCTURE	RES1 - SINGLE FAMILY DWELLING	\$198,390	\$99,195	0.00%	0.00%	\$0	\$0
US000055	OTHER	COM1 - RETAIL TRADE	\$156,861	\$156,861	0.00%	0.00%	\$0	\$0
US000056	RESIDENTIAL STRUCTURE	RES1 - SINGLE FAMILY DWELLING	\$160,213	\$80,107	0.00%	0.00%	\$0	\$0
US000057	RESIDENTIAL STRUCTURE	RES1 - SINGLE FAMILY DWELLING	\$176,133	\$88,067	0.00%	0.00%	\$0	\$0

Hazard Mitigation Plan Update, Pala Band of Mission Indians

US000058	RESIDENTIAL STRUCTURE	RES1 - SINGLE FAMILY DWELLING	\$292,416	\$146,208	0.00%	0.00%	\$0	\$0
US000059	RESIDENTIAL STRUCTURE	RES1 - SINGLE FAMILY DWELLING	\$136,972	\$68,486	0.00%	0.00%	\$0	\$0
US000060	RESIDENTIAL STRUCTURE	RES1 - SINGLE FAMILY DWELLING	\$120,890	\$60,445	0.00%	0.00%	\$0	\$0
US000061	RESIDENTIAL STRUCTURE	RES1 - SINGLE FAMILY DWELLING	\$119,041	\$59,520	0.00%	0.00%	\$0	\$0
US000062	RESIDENTIAL STRUCTURE	RES1 - SINGLE FAMILY DWELLING	\$219,134	\$109,567	0.00%	0.00%	\$0	\$0
US000063	RESIDENTIAL STRUCTURE	RES1 - SINGLE FAMILY DWELLING	\$117,007	\$58,504	0.00%	0.00%	\$0	\$0
US000064	RESIDENTIAL STRUCTURE	RES1 - SINGLE FAMILY DWELLING	\$224,087	\$112,043	0.00%	0.00%	\$0	\$0
US000065	RESIDENTIAL STRUCTURE	RES1 - SINGLE FAMILY DWELLING	\$302,171	\$151,086	0.00%	0.00%	\$0	\$0
US000066	RESIDENTIAL STRUCTURE	RES2 - MANUF HOUSING	\$72,947	\$36,474	0.00%	0.00%	\$0	\$0
US000067	RESIDENTIAL STRUCTURE	RES2 - MANUF HOUSING	\$64,371	\$32,185	0.00%	0.00%	\$0	\$0
US000068	RESIDENTIAL STRUCTURE	RES2 - MANUF HOUSING	\$120,144	\$60,072	0.00%	0.00%	\$0	\$0
US000069	RESIDENTIAL STRUCTURE	RES1 - SINGLE FAMILY DWELLING	\$156,688	\$78,344	0.00%	0.00%	\$0	\$0

Hazard Mitigation Plan Update, Pala Band of Mission Indians

US000070	RESIDENTIAL STRUCTURE	RES1 - SINGLE FAMILY DWELLING	\$304,561	\$152,281	0.00%	0.00%	\$0	\$0
US000071	GARAGE	COM10 - PARKING	\$205,182	\$205,182	0.00%	0.00%	\$0	\$0
US000072	RESIDENTIAL STRUCTURE	RES1 - SINGLE FAMILY DWELLING	\$278,194	\$139,097	0.00%	0.00%	\$0	\$0
US000073	RESIDENTIAL STRUCTURE	RES1 - SINGLE FAMILY DWELLING	\$254,250	\$127,125	0.00%	0.00%	\$0	\$0
US000074	RESIDENTIAL STRUCTURE	RES1 - SINGLE FAMILY DWELLING	\$141,103	\$70,552	0.00%	0.00%	\$0	\$0
US000075	RESIDENTIAL STRUCTURE	RES1 - SINGLE FAMILY DWELLING	\$445,957	\$222,978	0.00%	0.00%	\$0	\$0
US000076	RESIDENTIAL STRUCTURE	RES1 - SINGLE FAMILY DWELLING	\$410,245	\$205,123	0.00%	0.00%	\$0	\$0
US000077	RESIDENTIAL STRUCTURE	RES1 - SINGLE FAMILY DWELLING	\$148,209	\$74,104	0.00%	0.00%	\$0	\$0
US000078	RESIDENTIAL STRUCTURE	RES1 - SINGLE FAMILY DWELLING	\$175,430	\$87,715	0.00%	0.00%	\$0	\$0
US000079	RESIDENTIAL STRUCTURE	RES1 - SINGLE FAMILY DWELLING	\$200,142	\$100,071	0.00%	0.00%	\$0	\$0
US000080	RESIDENTIAL STRUCTURE	RES1 - SINGLE FAMILY DWELLING	\$306,486	\$153,243	0.00%	0.00%	\$0	\$0
US000081	RESIDENTIAL STRUCTURE	RES1 - SINGLE FAMILY DWELLING	\$241,218	\$120,609	0.00%	0.00%	\$0	\$0

Hazard Mitigation Plan Update, Pala Band of Mission Indians

US000082	RESIDENTIAL STRUCTURE	RES1 - SINGLE FAMILY DWELLING	\$144,597	\$72,298	0.00%	0.00%	\$0	\$0
US000083	RESIDENTIAL STRUCTURE	RES1 - SINGLE FAMILY DWELLING	\$167,200	\$83,600	0.00%	0.00%	\$0	\$0
US000084	POLICE	COM1 - RETAIL TRADE	\$202,338	\$202,338	0.00%	0.00%	\$0	\$0
US000085	RESIDENTIAL STRUCTURE	RES1 - SINGLE FAMILY DWELLING	\$328,105	\$164,053	0.00%	0.00%	\$0	\$0
US000086	RESIDENTIAL STRUCTURE	RES1 - SINGLE FAMILY DWELLING	\$328,105	\$164,053	0.00%	0.00%	\$0	\$0
US000087	RESIDENTIAL STRUCTURE	RES1 - SINGLE FAMILY DWELLING	\$273,165	\$136,583	0.00%	0.00%	\$0	\$0
US000088	RESIDENTIAL STRUCTURE	RES1 - SINGLE FAMILY DWELLING	\$303,426	\$151,713	0.00%	0.00%	\$0	\$0
US000089	RESIDENTIAL STRUCTURE	RES1 - SINGLE FAMILY DWELLING	\$328,116	\$164,058	0.00%	0.00%	\$0	\$0
US000090	RESIDENTIAL STRUCTURE	RES2 - MANUF HOUSING	\$87,926	\$43,963	0.00%	0.00%	\$0	\$0
US000091	RESIDENTIAL STRUCTURE	RES1 - SINGLE FAMILY DWELLING	\$328,105	\$164,053	0.00%	0.00%	\$0	\$0
US000092	RESIDENTIAL STRUCTURE	RES1 - SINGLE FAMILY DWELLING	\$493,056	\$246,528	0.00%	0.00%	\$0	\$0
US000093	ALTERNATIVE	EDU1 - GRADE SCHOOLS	\$485,994	\$485,994	0.00%	0.00%	\$0	\$0

Hazard Mitigation Plan Update, Pala Band of Mission Indians

US000094	RESIDENTIAL STRUCTURE	RES1 - SINGLE FAMILY DWELLING	\$303,426	\$151,713	0.00%	0.00%	\$0	\$0
US000095	RESIDENTIAL STRUCTURE	RES1 - SINGLE FAMILY DWELLING	\$339,732	\$169,866	0.00%	0.00%	\$0	\$0
US000096	RESIDENTIAL STRUCTURE	RES1 - SINGLE FAMILY DWELLING	\$273,154	\$136,577	0.00%	0.00%	\$0	\$0
US000097	RESIDENTIAL STRUCTURE	RES1 - SINGLE FAMILY DWELLING	\$319,421	\$159,711	0.00%	0.00%	\$0	\$0
US000098	RESIDENTIAL STRUCTURE	RES1 - SINGLE FAMILY DWELLING	\$324,969	\$162,485	0.00%	0.00%	\$0	\$0
US000099	RESIDENTIAL STRUCTURE	RES1 - SINGLE FAMILY DWELLING	\$328,116	\$164,058	0.00%	0.00%	\$0	\$0
US000100	RESIDENTIAL STRUCTURE	RES1 - SINGLE FAMILY DWELLING	\$82,508	\$41,254	5.16%	6.59%	\$4,255	\$2,718
US000101	RESIDENTIAL STRUCTURE	RES1 - SINGLE FAMILY DWELLING	\$324,969	\$162,485	0.00%	0.00%	\$0	\$0
US000102	RESIDENTIAL STRUCTURE	RES1 - SINGLE FAMILY DWELLING	\$293,811	\$146,906	0.00%	0.00%	\$0	\$0
US000103	RESIDENTIAL STRUCTURE	RES1 - SINGLE FAMILY DWELLING	\$288,436	\$144,218	0.00%	0.00%	\$0	\$0
US000104	RESIDENTIAL STRUCTURE	RES1 - SINGLE FAMILY DWELLING	\$191,750	\$95,875	0.00%	0.00%	\$0	\$0
US000105	RESIDENTIAL STRUCTURE	RES1 - SINGLE FAMILY DWELLING	\$275,317	\$137,659	0.00%	0.00%	\$0	\$0

Hazard Mitigation Plan Update, Pala Band of Mission Indians

US000106	RESIDENTIAL STRUCTURE	RES1 - SINGLE FAMILY DWELLING	\$213,737	\$106,868	0.00%	0.00%	\$0	\$0
US000107	RESIDENTIAL STRUCTURE	RES1 - SINGLE FAMILY DWELLING	\$238,784	\$119,392	0.00%	0.00%	\$0	\$0
US000108	RESIDENTIAL STRUCTURE	RES1 - SINGLE FAMILY DWELLING	\$348,730	\$174,365	0.00%	0.00%	\$0	\$0
US000109	RESIDENTIAL STRUCTURE	RES1 - SINGLE FAMILY DWELLING	\$236,762	\$118,381	0.00%	0.00%	\$0	\$0
US000110	RESIDENTIAL STRUCTURE	RES1 - SINGLE FAMILY DWELLING	\$376,643	\$188,322	0.00%	0.00%	\$0	\$0
US000111	RESIDENTIAL STRUCTURE	RES1 - SINGLE FAMILY DWELLING	\$274,139	\$137,069	0.00%	0.00%	\$0	\$0
US000112	RESIDENTIAL STRUCTURE	RES1 - SINGLE FAMILY DWELLING	\$207,529	\$103,765	0.00%	0.00%	\$0	\$0
US000113	RESIDENTIAL STRUCTURE	RES1 - SINGLE FAMILY DWELLING	\$175,744	\$87,872	0.00%	0.00%	\$0	\$0
US000114	RESIDENTIAL STRUCTURE	RES1 - SINGLE FAMILY DWELLING	\$271,489	\$135,744	0.00%	0.00%	\$0	\$0
US000115	RESIDENTIAL STRUCTURE	RES1 - SINGLE FAMILY DWELLING	\$340,110	\$170,055	0.00%	0.00%	\$0	\$0
US000116	RESIDENTIAL STRUCTURE	RES1 - SINGLE FAMILY DWELLING	\$83,330	\$41,665	0.00%	0.00%	\$0	\$0
US000117	RESIDENTIAL STRUCTURE	RES1 - SINGLE FAMILY DWELLING	\$217,792	\$108,896	0.00%	0.00%	\$0	\$0

Hazard Mitigation Plan Update, Pala Band of Mission Indians

US000118	RESIDENTIAL STRUCTURE	RES1 - SINGLE FAMILY DWELLING	\$240,396	\$120,198	0.00%	0.00%	\$0	\$0
US000119	RESIDENTIAL STRUCTURE	RES1 - SINGLE FAMILY DWELLING	\$236,059	\$118,030	0.00%	0.00%	\$0	\$0
US000120	RESIDENTIAL STRUCTURE	RES1 - SINGLE FAMILY DWELLING	\$108,215	\$54,107	0.00%	0.00%	\$0	\$0
US000121	RESIDENTIAL STRUCTURE	RES1 - SINGLE FAMILY DWELLING	\$229,862	\$114,931	0.00%	0.00%	\$0	\$0
US000122	RESIDENTIAL STRUCTURE	RES2 - MANUF HOUSING	\$240,212	\$120,106	0.00%	0.00%	\$0	\$0
US000123	RESIDENTIAL STRUCTURE	RES2 - MANUF HOUSING	\$138,118	\$69,059	0.00%	0.00%	\$0	\$0
US000124	RESIDENTIAL STRUCTURE	RES2 - MANUF HOUSING	\$107,371	\$53,686	0.00%	0.00%	\$0	\$0
US000125	RESIDENTIAL STRUCTURE	RES2 - MANUF HOUSING	\$96,286	\$48,143	0.00%	0.00%	\$0	\$0
US000126	RESIDENTIAL STRUCTURE	RES2 - MANUF HOUSING	\$109,469	\$54,735	0.00%	0.00%	\$0	\$0
US000127	RESIDENTIAL STRUCTURE	RES2 - MANUF HOUSING	\$149,744	\$74,872	0.00%	0.00%	\$0	\$0
US000128	RESIDENTIAL STRUCTURE	RES2 - MANUF HOUSING	\$117,613	\$58,807	0.00%	0.00%	\$0	\$0
US000129	RESIDENTIAL STRUCTURE	RES2 - MANUF HOUSING	\$120,393	\$60,196	0.00%	0.00%	\$0	\$0

Hazard Mitigation Plan Update, Pala Band of Mission Indians

US000130	RESIDENTIAL STRUCTURE	RES1 - SINGLE FAMILY DWELLING	\$145,710	\$72,855	0.00%	0.00%	\$0	\$0
US000131	WATER TREATMENT PLANT	COM1 - RETAIL TRADE	\$89,332	\$89,332	0.00%	0.00%	\$0	\$0
US000132	RESIDENTIAL STRUCTURE	RES1 - SINGLE FAMILY DWELLING	\$175,863	\$87,931	0.00%	0.00%	\$0	\$0
US000133	RESIDENTIAL STRUCTURE	RES1 - SINGLE FAMILY DWELLING	\$258,965	\$129,483	0.00%	0.00%	\$0	\$0
US000134	RESIDENTIAL STRUCTURE	RES1 - SINGLE FAMILY DWELLING	\$114,098	\$57,049	0.00%	0.00%	\$0	\$0
US000135	RESIDENTIAL STRUCTURE	RES1 - SINGLE FAMILY DWELLING	\$523,738	\$261,869	0.00%	0.00%	\$0	\$0
US000136	RESIDENTIAL STRUCTURE	RES2 - MANUF HOUSING	\$93,485	\$46,742	0.00%	0.00%	\$0	\$0
US000137	RESIDENTIAL STRUCTURE	RES2 - MANUF HOUSING	\$135,772	\$67,886	0.00%	0.00%	\$0	\$0
US000138	RESIDENTIAL STRUCTURE	RES2 - MANUF HOUSING	\$99,703	\$49,852	0.00%	0.00%	\$0	\$0
US000139	RESIDENTIAL STRUCTURE	RES1 - SINGLE FAMILY DWELLING	\$292,286	\$146,143	0.00%	0.00%	\$0	\$0
US000140	RESIDENTIAL STRUCTURE	RES1 - SINGLE FAMILY DWELLING	\$205,993	\$102,997	0.00%	0.00%	\$0	\$0
US000141	RESIDENTIAL STRUCTURE	RES1 - SINGLE FAMILY DWELLING	\$94,004	\$47,002	0.00%	0.00%	\$0	\$0

Hazard Mitigation Plan Update, Pala Band of Mission Indians

US000142	RESIDENTIAL STRUCTURE	RES1 - SINGLE FAMILY DWELLING	\$83,978	\$41,989	0.00%	0.00%	\$0	\$0
US000143	RESIDENTIAL STRUCTURE	RES2 - MANUF HOUSING	\$83,881	\$41,941	0.00%	0.00%	\$0	\$0
US000144	RESIDENTIAL STRUCTURE	RES1 - SINGLE FAMILY DWELLING	\$231,441	\$115,721	0.00%	0.00%	\$0	\$0
US000145	AGRICULT	AGR1 - AGRICULTURE	\$175,646	\$175,646	0.00%	0.00%	\$0	\$0
US000146	RESIDENTIAL STRUCTURE	RES1 - SINGLE FAMILY DWELLING	\$149,409	\$74,705	0.00%	0.00%	\$0	\$0
US000147	OTHER	COM1 - RETAIL TRADE	\$138,843	\$138,843	0.00%	0.00%	\$0	\$0
US000148	OTHER	COM1 - RETAIL TRADE	\$195,578	\$195,578	0.00%	0.00%	\$0	\$0
US000149	OTHER	COM1 - RETAIL TRADE	\$70,838	\$70,838	0.00%	0.00%	\$0	\$0
US000150	OTHER	COM1 - RETAIL TRADE	\$105,435	\$105,435	0.00%	0.00%	\$0	\$0
US000151	RECYCLE	COM2 - WAREHOUSE	\$1,144,627	\$1,144,627	0.00%	0.00%	\$0	\$0
US000152	RESIDENTIAL STRUCTURE	RES1 - SINGLE FAMILY DWELLING	\$207,075	\$103,537	0.00%	0.00%	\$0	\$0
US000153	RESIDENTIAL STRUCTURE	RES1 - SINGLE FAMILY DWELLING	\$199,645	\$99,822	0.00%	0.00%	\$0	\$0

Hazard Mitigation Plan Update, Pala Band of Mission Indians

US000154	RESIDENTIAL STRUCTURE	RES2 - MANUF HOUSING	\$182,665	\$91,333	0.00%	0.00%	\$0	\$0
US000155	RESIDENTIAL STRUCTURE	RES2 - MANUF HOUSING	\$91,744	\$45,872	0.00%	0.00%	\$0	\$0
US000156	RESIDENTIAL STRUCTURE	RES2 - MANUF HOUSING	\$198,877	\$99,439	0.00%	0.00%	\$0	\$0
US000157	RESIDENTIAL STRUCTURE	RES1 - SINGLE FAMILY DWELLING	\$151,907	\$75,954	0.00%	0.00%	\$0	\$0
US000158	RESIDENTIAL STRUCTURE	RES2 - MANUF HOUSING	\$191,674	\$95,837	0.00%	0.00%	\$0	\$0
US000159	RESIDENTIAL STRUCTURE	RES2 - MANUF HOUSING	\$190,409	\$95,204	0.00%	0.00%	\$0	\$0
US000160	RESIDENTIAL STRUCTURE	RES2 - MANUF HOUSING	\$82,162	\$41,081	0.00%	0.00%	\$0	\$0
US000161	WAREHOUSE	COM2 - WAREHOUSE	\$4,193,657	\$4,193,657	0.00%	0.00%	\$0	\$0
US000162	RESIDENTIAL STRUCTURE	RES1 - SINGLE FAMILY DWELLING	\$347,107	\$173,554	0.00%	0.00%	\$0	\$0
US000163	RESIDENTIAL STRUCTURE	RES1 - SINGLE FAMILY DWELLING	\$324,969	\$162,485	0.00%	0.00%	\$0	\$0
US000164	RESIDENTIAL STRUCTURE	RES2 - MANUF HOUSING	\$169,601	\$84,800	0.00%	0.00%	\$0	\$0
US000165	RESIDENTIAL STRUCTURE	RES1 - SINGLE FAMILY DWELLING	\$257,862	\$128,931	0.00%	0.00%	\$0	\$0

Hazard Mitigation Plan Update, Pala Band of Mission Indians

US000166	RESIDENTIAL STRUCTURE	RES1 - SINGLE FAMILY DWELLING	\$204,025	\$102,012	0.00%	0.00%	\$0	\$0
US000167	RESIDENTIAL STRUCTURE	RES1 - SINGLE FAMILY DWELLING	\$286,954	\$143,477	0.00%	0.00%	\$0	\$0
US000168	RESIDENTIAL STRUCTURE	RES1 - SINGLE FAMILY DWELLING	\$345,680	\$172,840	0.00%	0.00%	\$0	\$0
US000169	RESIDENTIAL STRUCTURE	RES1 - SINGLE FAMILY DWELLING	\$178,880	\$89,440	0.00%	0.00%	\$0	\$0
US000170	RESIDENTIAL STRUCTURE	RES1 - SINGLE FAMILY DWELLING	\$84,562	\$42,281	0.00%	0.00%	\$0	\$0
US000171	RESIDENTIAL STRUCTURE	RES1 - SINGLE FAMILY DWELLING	\$72,320	\$36,160	0.00%	0.00%	\$0	\$0
US000172	RESIDENTIAL STRUCTURE	RES1 - SINGLE FAMILY DWELLING	\$218,193	\$109,096	0.00%	0.00%	\$0	\$0
US000173	RESIDENTIAL STRUCTURE	RES1 - SINGLE FAMILY DWELLING	\$248,312	\$124,156	0.00%	0.00%	\$0	\$0
US000174	RESIDENTIAL STRUCTURE	RES1 - SINGLE FAMILY DWELLING	\$274,766	\$137,383	0.00%	0.00%	\$0	\$0
US000175	RESIDENTIAL STRUCTURE	RES1 - SINGLE FAMILY DWELLING	\$304,518	\$152,259	0.00%	0.00%	\$0	\$0
US000176	RESIDENTIAL STRUCTURE	RES1 - SINGLE FAMILY DWELLING	\$234,686	\$117,343	0.00%	0.00%	\$0	\$0
US000177	RESIDENTIAL STRUCTURE	RES1 - SINGLE FAMILY DWELLING	\$206,610	\$103,305	0.00%	0.00%	\$0	\$0

Hazard Mitigation Plan Update, Pala Band of Mission Indians

US000178	RESIDENTIAL STRUCTURE	RES1 - SINGLE FAMILY DWELLING	\$303,826	\$151,913	0.00%	0.00%	\$0	\$0
US000179	RESIDENTIAL STRUCTURE	RES1 - SINGLE FAMILY DWELLING	\$246,149	\$123,075	0.00%	0.00%	\$0	\$0
US000180	RESIDENTIAL STRUCTURE	RES1 - SINGLE FAMILY DWELLING	\$265,660	\$132,830	0.00%	0.00%	\$0	\$0
US000181	RESIDENTIAL STRUCTURE	RES1 - SINGLE FAMILY DWELLING	\$233,052	\$116,526	0.00%	0.00%	\$0	\$0
US000182	RESIDENTIAL STRUCTURE	RES1 - SINGLE FAMILY DWELLING	\$214,310	\$107,155	0.00%	0.00%	\$0	\$0
US000183	RESIDENTIAL STRUCTURE	RES1 - SINGLE FAMILY DWELLING	\$196,920	\$98,460	0.00%	0.00%	\$0	\$0
US000184	RESIDENTIAL STRUCTURE	RES1 - SINGLE FAMILY DWELLING	\$245,371	\$122,685	0.00%	0.00%	\$0	\$0
US000185	RESIDENTIAL STRUCTURE	RES1 - SINGLE FAMILY DWELLING	\$231,300	\$115,650	0.00%	0.00%	\$0	\$0
US000186	RESIDENTIAL STRUCTURE	RES1 - SINGLE FAMILY DWELLING	\$205,539	\$102,770	0.00%	0.00%	\$0	\$0
US000187	RESIDENTIAL STRUCTURE	RES1 - SINGLE FAMILY DWELLING	\$250,951	\$125,476	0.00%	0.00%	\$0	\$0
US000188	RESIDENTIAL STRUCTURE	RES1 - SINGLE FAMILY DWELLING	\$323,823	\$161,911	0.00%	0.00%	\$0	\$0
US000189	RESIDENTIAL STRUCTURE	RES1 - SINGLE FAMILY DWELLING	\$244,084	\$122,042	0.00%	0.00%	\$0	\$0

Hazard Mitigation Plan Update, Pala Band of Mission Indians

US000190	RESIDENTIAL STRUCTURE	RES1 - SINGLE FAMILY DWELLING	\$249,783	\$124,892	0.00%	0.00%	\$0	\$0
US000191	RESIDENTIAL STRUCTURE	RES1 - SINGLE FAMILY DWELLING	\$324,969	\$162,485	0.00%	0.00%	\$0	\$0
US000192	RESIDENTIAL STRUCTURE	RES1 - SINGLE FAMILY DWELLING	\$212,958	\$106,479	0.00%	0.00%	\$0	\$0
US000193	RESIDENTIAL STRUCTURE	RES1 - SINGLE FAMILY DWELLING	\$223,643	\$111,822	0.00%	0.00%	\$0	\$0
US000194	RESIDENTIAL STRUCTURE	RES1 - SINGLE FAMILY DWELLING	\$240,277	\$120,138	0.00%	0.00%	\$0	\$0
US000195	RESIDENTIAL STRUCTURE	RES1 - SINGLE FAMILY DWELLING	\$244,387	\$122,193	0.00%	0.00%	\$0	\$0
US000196	RESIDENTIAL STRUCTURE	RES1 - SINGLE FAMILY DWELLING	\$266,341	\$133,171	0.00%	0.00%	\$0	\$0
US000197	RESIDENTIAL STRUCTURE	RES1 - SINGLE FAMILY DWELLING	\$150,058	\$75,029	0.00%	0.00%	\$0	\$0
US000198	RESIDENTIAL STRUCTURE	RES1 - SINGLE FAMILY DWELLING	\$209,768	\$104,884	0.00%	0.00%	\$0	\$0
US000199	RESIDENTIAL STRUCTURE	RES1 - SINGLE FAMILY DWELLING	\$452,770	\$226,385	0.00%	0.00%	\$0	\$0
US000200	RESIDENTIAL STRUCTURE	RES1 - SINGLE FAMILY DWELLING	\$246,831	\$123,415	0.00%	0.00%	\$0	\$0
US000201	RESIDENTIAL STRUCTURE	RES1 - SINGLE FAMILY DWELLING	\$265,616	\$132,808	0.00%	0.00%	\$0	\$0

Hazard Mitigation Plan Update, Pala Band of Mission Indians

US000202	RESIDENTIAL STRUCTURE	RES1 - SINGLE FAMILY DWELLING	\$207,010	\$103,505	0.00%	0.00%	\$0	\$0
US000203	RESIDENTIAL STRUCTURE	RES1 - SINGLE FAMILY DWELLING	\$460,676	\$230,338	0.00%	0.00%	\$0	\$0
US000204	RESIDENTIAL STRUCTURE	RES1 - SINGLE FAMILY DWELLING	\$176,014	\$88,007	0.00%	0.00%	\$0	\$0
US000205	RESIDENTIAL STRUCTURE	RES1 - SINGLE FAMILY DWELLING	\$358,971	\$179,486	0.00%	0.00%	\$0	\$0
US000206	RESIDENTIAL STRUCTURE	RES1 - SINGLE FAMILY DWELLING	\$313,689	\$156,845	0.00%	0.00%	\$0	\$0
US000207	RESIDENTIAL STRUCTURE	RES1 - SINGLE FAMILY DWELLING	\$219,004	\$109,502	0.00%	0.00%	\$0	\$0
US000208	RESIDENTIAL STRUCTURE	RES1 - SINGLE FAMILY DWELLING	\$292,265	\$146,132	0.00%	0.00%	\$0	\$0
US000209	RESIDENTIAL STRUCTURE	RES1 - SINGLE FAMILY DWELLING	\$309,785	\$154,892	0.00%	0.00%	\$0	\$0
US000210	RESIDENTIAL STRUCTURE	RES1 - SINGLE FAMILY DWELLING	\$248,237	\$124,118	0.00%	0.00%	\$0	\$0
US000211	RESIDENTIAL STRUCTURE	RES1 - SINGLE FAMILY DWELLING	\$276,421	\$138,210	0.00%	0.00%	\$0	\$0
US000212	RESIDENTIAL STRUCTURE	RES1 - SINGLE FAMILY DWELLING	\$271,262	\$135,631	0.00%	0.00%	\$0	\$0
US000213	RESIDENTIAL STRUCTURE	RES1 - SINGLE FAMILY DWELLING	\$281,244	\$140,622	0.00%	0.00%	\$0	\$0

Hazard Mitigation Plan Update, Pala Band of Mission Indians

US000214	RESIDENTIAL STRUCTURE	RES1 - SINGLE FAMILY DWELLING	\$241,748	\$120,874	0.00%	0.00%	\$0	\$0
US000215	RESIDENTIAL STRUCTURE	RES1 - SINGLE FAMILY DWELLING	\$374,448	\$187,224	0.00%	0.00%	\$0	\$0
US000216	RESIDENTIAL STRUCTURE	RES1 - SINGLE FAMILY DWELLING	\$289,983	\$144,991	0.00%	0.00%	\$0	\$0
US000217	RESIDENTIAL STRUCTURE	RES1 - SINGLE FAMILY DWELLING	\$399,441	\$199,721	0.00%	0.00%	\$0	\$0
US000218	RESIDENTIAL STRUCTURE	RES1 - SINGLE FAMILY DWELLING	\$201,840	\$100,920	0.00%	0.00%	\$0	\$0
US000219	RESIDENTIAL STRUCTURE	RES1 - SINGLE FAMILY DWELLING	\$203,062	\$101,531	0.00%	0.00%	\$0	\$0
US000220	RESIDENTIAL STRUCTURE	RES1 - SINGLE FAMILY DWELLING	\$304,118	\$152,059	0.00%	0.00%	\$0	\$0
US000221	RESIDENTIAL STRUCTURE	RES1 - SINGLE FAMILY DWELLING	\$317,961	\$158,981	0.00%	0.00%	\$0	\$0
US000222	RESIDENTIAL STRUCTURE	RES1 - SINGLE FAMILY DWELLING	\$247,490	\$123,745	0.00%	0.00%	\$0	\$0
US000223	RESIDENTIAL STRUCTURE	RES1 - SINGLE FAMILY DWELLING	\$428,999	\$214,499	0.00%	0.00%	\$0	\$0
US000224	RESIDENTIAL STRUCTURE	RES1 - SINGLE FAMILY DWELLING	\$258,652	\$129,326	0.00%	0.00%	\$0	\$0
US000225	RESIDENTIAL STRUCTURE	RES1 - SINGLE FAMILY DWELLING	\$388,745	\$194,373	0.00%	0.00%	\$0	\$0

Hazard Mitigation Plan Update, Pala Band of Mission Indians

US000226	GYM	COM8 - ENTERTAINMENT & RECREATION	\$1,757,027	\$1,757,027	0.00%	0.00%	\$0	\$0
US000227	RESIDENTIAL STRUCTURE	RES1 - SINGLE FAMILY DWELLING	\$328,105	\$164,053	0.00%	0.00%	\$0	\$0
US000228	RESIDENTIAL STRUCTURE	RES1 - SINGLE FAMILY DWELLING	\$319,259	\$159,629	0.00%	0.00%	\$0	\$0
US000229	RESIDENTIAL STRUCTURE	RES1 - SINGLE FAMILY DWELLING	\$289,053	\$144,526	0.00%	0.00%	\$0	\$0
US000230	RESIDENTIAL STRUCTURE	RES1 - SINGLE FAMILY DWELLING	\$347,583	\$173,792	0.00%	0.00%	\$0	\$0
US000231	RESIDENTIAL STRUCTURE	RES1 - SINGLE FAMILY DWELLING	\$342,370	\$171,185	0.00%	0.00%	\$0	\$0
US000232	RESIDENTIAL STRUCTURE	RES1 - SINGLE FAMILY DWELLING	\$320,957	\$160,478	0.00%	0.00%	\$0	\$0
US000233	RESIDENTIAL STRUCTURE	RES1 - SINGLE FAMILY DWELLING	\$174,403	\$87,201	0.00%	0.00%	\$0	\$0
US000234	RESIDENTIAL STRUCTURE	RES1 - SINGLE FAMILY DWELLING	\$206,026	\$103,013	0.00%	0.00%	\$0	\$0
US000235	RESIDENTIAL STRUCTURE	RES1 - SINGLE FAMILY DWELLING	\$135,934	\$67,967	0.00%	0.00%	\$0	\$0
US000236	RESIDENTIAL STRUCTURE	RES1 - SINGLE FAMILY DWELLING	\$148,252	\$74,126	0.00%	0.00%	\$0	\$0

Hazard Mitigation Plan Update, Pala Band of Mission Indians

US000237	RESIDENTIAL STRUCTURE	RES1 - SINGLE FAMILY DWELLING	\$289,799	\$144,899	0.00%	0.00%	\$0	\$0
US000238	RESIDENTIAL STRUCTURE	RES1 - SINGLE FAMILY DWELLING	\$182,308	\$91,154	0.00%	0.00%	\$0	\$0
US000239	RESIDENTIAL STRUCTURE	RES1 - SINGLE FAMILY DWELLING	\$156,147	\$78,073	0.00%	0.00%	\$0	\$0
US000240	RESIDENTIAL STRUCTURE	RES1 - SINGLE FAMILY DWELLING	\$98,827	\$49,414	0.00%	0.00%	\$0	\$0
US000241	MARKET	COM1 - RETAIL TRADE	\$236,643	\$236,643	0.00%	0.00%	\$0	\$0
US000242	RESIDENTIAL STRUCTURE	RES1 - SINGLE FAMILY DWELLING	\$289,788	\$144,894	0.00%	0.00%	\$0	\$0
US000243	RESIDENTIAL STRUCTURE	RES1 - SINGLE FAMILY DWELLING	\$145,602	\$72,801	0.00%	0.00%	\$0	\$0
US000244	RESIDENTIAL STRUCTURE	RES1 - SINGLE FAMILY DWELLING	\$199,612	\$99,806	0.00%	0.00%	\$0	\$0
US000245	RESIDENTIAL STRUCTURE	RES1 - SINGLE FAMILY DWELLING	\$214,299	\$107,150	0.00%	0.00%	\$0	\$0
US000246	RESIDENTIAL STRUCTURE	RES1 - SINGLE FAMILY DWELLING	\$134,820	\$67,410	0.00%	0.00%	\$0	\$0
US000247	RESIDENTIAL STRUCTURE	RES1 - SINGLE FAMILY DWELLING	\$171,115	\$85,557	0.00%	0.00%	\$0	\$0
US000248	RESIDENTIAL STRUCTURE	RES1 - SINGLE FAMILY DWELLING	\$130,180	\$65,090	0.00%	0.00%	\$0	\$0

Hazard Mitigation Plan Update, Pala Band of Mission Indians

US000249	RESIDENTIAL STRUCTURE	RES1 - SINGLE FAMILY DWELLING	\$36,079	\$18,039	0.00%	0.00%	\$0	\$0
US000250	RESIDENTIAL STRUCTURE	RES1 - SINGLE FAMILY DWELLING	\$228,835	\$114,417	0.00%	0.00%	\$0	\$0
US000251	RESIDENTIAL STRUCTURE	RES1 - SINGLE FAMILY DWELLING	\$467,403	\$233,701	0.00%	0.00%	\$0	\$0
US000252	RESIDENTIAL STRUCTURE	RES1 - SINGLE FAMILY DWELLING	\$113,558	\$56,779	0.00%	0.00%	\$0	\$0
US000253	RESIDENTIAL STRUCTURE	RES1 - SINGLE FAMILY DWELLING	\$102,786	\$51,393	0.00%	0.00%	\$0	\$0
US000254	RESIDENTIAL STRUCTURE	RES1 - SINGLE FAMILY DWELLING	\$170,444	\$85,222	0.00%	0.00%	\$0	\$0
US000255	RESIDENTIAL STRUCTURE	RES1 - SINGLE FAMILY DWELLING	\$211,909	\$105,955	0.00%	0.00%	\$0	\$0
US000256	RESIDENTIAL STRUCTURE	RES2 - MANUF HOUSING	\$99,476	\$49,738	0.00%	0.00%	\$0	\$0
US000257	RESIDENTIAL STRUCTURE	RES2 - MANUF HOUSING	\$92,641	\$46,321	0.00%	0.00%	\$0	\$0
US000258	RESIDENTIAL STRUCTURE	RES2 - MANUF HOUSING	\$46,256	\$23,128	0.00%	0.00%	\$0	\$0
US000259	RESIDENTIAL STRUCTURE	RES2 - MANUF HOUSING	\$80,994	\$40,497	0.00%	0.00%	\$0	\$0
US000260	RESIDENTIAL STRUCTURE	RES2 - MANUF HOUSING	\$216,095	\$108,047	0.00%	0.00%	\$0	\$0

Hazard Mitigation Plan Update, Pala Band of Mission Indians

US000261	RESIDENTIAL STRUCTURE	RES2 - MANUF HOUSING	\$163,069	\$81,534	0.00%	0.00%	\$0	\$0
US000262	RESIDENTIAL STRUCTURE	RES2 - MANUF HOUSING	\$137,664	\$68,832	0.00%	0.00%	\$0	\$0
US000263	RESIDENTIAL STRUCTURE	RES1 - SINGLE FAMILY DWELLING	\$226,942	\$113,471	0.00%	0.00%	\$0	\$0
US000264	RESIDENTIAL STRUCTURE	RES1 - SINGLE FAMILY DWELLING	\$362,065	\$181,032	0.00%	0.00%	\$0	\$0
US000265	RESIDENTIAL STRUCTURE	RES1 - SINGLE FAMILY DWELLING	\$127,228	\$63,614	0.00%	0.00%	\$0	\$0
US000266	RESIDENTIAL STRUCTURE	RES1 - SINGLE FAMILY DWELLING	\$281,298	\$140,649	0.00%	0.00%	\$0	\$0
US000267	RESIDENTIAL STRUCTURE	RES1 - SINGLE FAMILY DWELLING	\$406,882	\$203,441	0.00%	0.00%	\$0	\$0
US000268	OTHER	COM1 - RETAIL TRADE	\$238,871	\$238,871	0.00%	0.00%	\$0	\$0
US000269	RESIDENTIAL STRUCTURE	RES1 - SINGLE FAMILY DWELLING	\$218,149	\$109,075	0.00%	0.00%	\$0	\$0
US000270	RESIDENTIAL STRUCTURE	RES1 - SINGLE FAMILY DWELLING	\$165,437	\$82,719	0.00%	0.00%	\$0	\$0
US000271	RESIDENTIAL STRUCTURE	RES1 - SINGLE FAMILY DWELLING	\$186,559	\$93,279	0.00%	0.00%	\$0	\$0
US000272	RESIDENTIAL STRUCTURE	RES1 - SINGLE FAMILY DWELLING	\$102,797	\$51,398	0.00%	0.00%	\$0	\$0

Hazard Mitigation Plan Update, Pala Band of Mission Indians

US000273	RESIDENTIAL STRUCTURE	RES2 - MANUF HOUSING	\$67,875	\$33,937	0.00%	0.00%	\$0	\$0
US000274	RESIDENTIAL STRUCTURE	RES2 - MANUF HOUSING	\$253,709	\$126,855	0.00%	0.00%	\$0	\$0
US000275	RESIDENTIAL STRUCTURE	RES1 - SINGLE FAMILY DWELLING	\$584,854	\$292,427	0.00%	0.00%	\$0	\$0
US000276	RESIDENTIAL STRUCTURE	RES2 - MANUF HOUSING	\$80,583	\$40,291	0.00%	0.00%	\$0	\$0
US000277	RESIDENTIAL STRUCTURE	RES1 - SINGLE FAMILY DWELLING	\$244,462	\$122,231	0.00%	0.00%	\$0	\$0
US000278	RESIDENTIAL STRUCTURE	RES2 - MANUF HOUSING	\$87,039	\$43,520	0.00%	0.00%	\$0	\$0
US000279	RESIDENTIAL STRUCTURE	RES2 - MANUF HOUSING	\$74,613	\$37,306	0.00%	0.00%	\$0	\$0
US000280	RESIDENTIAL STRUCTURE	RES2 - MANUF HOUSING	\$90,803	\$45,401	0.00%	0.00%	\$0	\$0
US000281	RESIDENTIAL STRUCTURE	RES2 - MANUF HOUSING	\$100,850	\$50,425	0.00%	0.00%	\$0	\$0
US000282	RESIDENTIAL STRUCTURE	RES2 - MANUF HOUSING	\$75,683	\$37,842	0.00%	0.00%	\$0	\$0
US000283	RESIDENTIAL STRUCTURE	RES2 - MANUF HOUSING	\$107,923	\$53,961	0.00%	0.00%	\$0	\$0
US000284	RESIDENTIAL STRUCTURE	RES2 - MANUF HOUSING	\$89,570	\$44,785	0.00%	0.00%	\$0	\$0

Hazard Mitigation Plan Update, Pala Band of Mission Indians

US000285	RESIDENTIAL STRUCTURE	RES2 - MANUF HOUSING	\$140,703	\$70,352	0.00%	0.00%	\$0	\$0
US000286	RESIDENTIAL STRUCTURE	RES2 - MANUF HOUSING	\$152,243	\$76,121	0.00%	0.00%	\$0	\$0
US000287	RESIDENTIAL STRUCTURE	RES1 - SINGLE FAMILY DWELLING	\$302,171	\$151,086	0.00%	0.00%	\$0	\$0
US000288	RESIDENTIAL STRUCTURE	RES2 - MANUF HOUSING	\$72,709	\$36,355	0.00%	0.00%	\$0	\$0
US000289	RESIDENTIAL STRUCTURE	RES1 - SINGLE FAMILY DWELLING	\$110,475	\$55,238	0.00%	0.00%	\$0	\$0
US000290	RESIDENTIAL STRUCTURE	RES2 - MANUF HOUSING	\$77,933	\$38,966	0.00%	0.00%	\$0	\$0
US000291	RESIDENTIAL STRUCTURE	RES2 - MANUF HOUSING	\$101,347	\$50,674	0.00%	0.00%	\$0	\$0
US000292	RESIDENTIAL STRUCTURE	RES2 - MANUF HOUSING	\$100,450	\$50,225	0.00%	0.00%	\$0	\$0
US000293	RESIDENTIAL STRUCTURE	RES2 - MANUF HOUSING	\$109,956	\$54,978	0.00%	0.00%	\$0	\$0
US000294	RESIDENTIAL STRUCTURE	RES2 - MANUF HOUSING	\$205,312	\$102,656	0.00%	0.00%	\$0	\$0
US000295	RESIDENTIAL STRUCTURE	RES1 - SINGLE FAMILY DWELLING	\$109,956	\$54,978	0.00%	0.00%	\$0	\$0
US000296	RESIDENTIAL STRUCTURE	RES2 - MANUF HOUSING	\$64,739	\$32,369	0.00%	0.00%	\$0	\$0

Hazard Mitigation Plan Update, Pala Band of Mission Indians

US000297	RESIDENTIAL STRUCTURE	RES2 - MANUF HOUSING	\$261,161	\$130,580	0.00%	0.00%	\$0	\$0
US000298	RESIDENTIAL STRUCTURE	RES2 - MANUF HOUSING	\$67,821	\$33,910	0.00%	0.00%	\$0	\$0
US000299	RESIDENTIAL STRUCTURE	RES2 - MANUF HOUSING	\$163,079	\$81,540	0.00%	0.00%	\$0	\$0
US000300	RESIDENTIAL STRUCTURE	RES2 - MANUF HOUSING	\$186,797	\$93,398	0.00%	0.00%	\$0	\$0
US000301	RESIDENTIAL STRUCTURE	RES1 - SINGLE FAMILY DWELLING	\$386,041	\$193,021	0.00%	0.00%	\$0	\$0
US000302	RESIDENTIAL STRUCTURE	RES1 - SINGLE FAMILY DWELLING	\$226,109	\$113,055	0.00%	0.00%	\$0	\$0
US000303	RESIDENTIAL STRUCTURE	RES1 - SINGLE FAMILY DWELLING	\$83,232	\$41,616	0.00%	0.00%	\$0	\$0
US000304	RESIDENTIAL STRUCTURE	RES1 - SINGLE FAMILY DWELLING	\$306,140	\$153,070	0.00%	0.00%	\$0	\$0
US000305	RESIDENTIAL STRUCTURE	RES1 - SINGLE FAMILY DWELLING	\$198,682	\$99,341	0.00%	0.00%	\$0	\$0
US000306	RESIDENTIAL STRUCTURE	RES1 - SINGLE FAMILY DWELLING	\$399,582	\$199,791	0.00%	0.00%	\$0	\$0
US000307	RESIDENTIAL STRUCTURE	RES1 - SINGLE FAMILY DWELLING	\$250,064	\$125,032	0.00%	0.00%	\$0	\$0
US000308	RESIDENTIAL STRUCTURE	RES1 - SINGLE FAMILY DWELLING	\$118,565	\$59,282	0.00%	0.00%	\$0	\$0

Hazard Mitigation Plan Update, Pala Band of Mission Indians

US000309	RESIDENTIAL STRUCTURE	RES1 - SINGLE FAMILY DWELLING	\$250,227	\$125,113	0.00%	0.00%	\$0	\$0
US000310	RESIDENTIAL STRUCTURE	RES1 - SINGLE FAMILY DWELLING	\$426,143	\$213,072	0.00%	0.00%	\$0	\$0
US000311	RESIDENTIAL STRUCTURE	RES2 - MANUF HOUSING	\$145,310	\$72,655	0.00%	0.00%	\$0	\$0
US000312	RESIDENTIAL STRUCTURE	RES1 - SINGLE FAMILY DWELLING	\$277,989	\$138,994	0.00%	0.00%	\$0	\$0
US000313	RESIDENTIAL STRUCTURE	RES2 - MANUF HOUSING	\$95,605	\$47,802	0.00%	0.00%	\$0	\$0
US000314	RESIDENTIAL STRUCTURE	RES1 - SINGLE FAMILY DWELLING	\$148,447	\$74,223	0.00%	0.00%	\$0	\$0
US000315	RESIDENTIAL STRUCTURE	RES2 - MANUF HOUSING	\$192,886	\$96,443	0.00%	0.00%	\$0	\$0
US000316	RESIDENTIAL STRUCTURE	RES2 - MANUF HOUSING	\$134,614	\$67,307	0.00%	0.00%	\$0	\$0
US000317	BARN	COM2 - WAREHOUSE	\$318,491	\$318,491	0.00%	0.00%	\$0	\$0
US000318	RESIDENTIAL STRUCTURE	RES2 - MANUF HOUSING	\$146,230	\$73,115	0.00%	0.00%	\$0	\$0
US000319	RESIDENTIAL STRUCTURE	RES2 - MANUF HOUSING	\$141,190	\$70,595	0.00%	0.00%	\$0	\$0
US000320	RESIDENTIAL STRUCTURE	RES2 - MANUF HOUSING	\$149,690	\$74,845	0.00%	0.00%	\$0	\$0

Hazard Mitigation Plan Update, Pala Band of Mission Indians

US000321	RESIDENTIAL STRUCTURE	RES2 - MANUF HOUSING	\$34,770	\$17,385	0.00%	0.00%	\$0	\$0
US000322	RESIDENTIAL STRUCTURE	RES2 - MANUF HOUSING	\$180,340	\$90,170	0.00%	0.00%	\$0	\$0
US000323	AGRICULT	AGR1 - AGRICULTURE	\$149,182	\$149,182	0.00%	0.00%	\$0	\$0
US000324	RESIDENTIAL STRUCTURE	RES2 - MANUF HOUSING	\$124,578	\$62,289	0.00%	0.00%	\$0	\$0
US000325	RESIDENTIAL STRUCTURE	RES2 - MANUF HOUSING	\$81,188	\$40,594	0.00%	0.00%	\$0	\$0
US000326	RESIDENTIAL STRUCTURE	RES2 - MANUF HOUSING	\$112,000	\$56,000	0.00%	0.00%	\$0	\$0
US000327	RESIDENTIAL STRUCTURE	RES2 - MANUF HOUSING	\$79,598	\$39,799	0.00%	0.00%	\$0	\$0
US000328	RESIDENTIAL STRUCTURE	RES2 - MANUF HOUSING	\$87,407	\$43,703	0.00%	0.00%	\$0	\$0
US000329	RESIDENTIAL STRUCTURE	RES2 - MANUF HOUSING	\$158,364	\$79,182	0.00%	0.00%	\$0	\$0
US000330	RESIDENTIAL STRUCTURE	RES2 - MANUF HOUSING	\$590,888	\$295,444	0.00%	0.00%	\$0	\$0
US000331	RESIDENTIAL STRUCTURE	RES2 - MANUF HOUSING	\$254,196	\$127,098	0.00%	0.00%	\$0	\$0
US000332	RESIDENTIAL STRUCTURE	RES2 - MANUF HOUSING	\$121,463	\$60,732	0.00%	0.00%	\$0	\$0

Hazard Mitigation Plan Update, Pala Band of Mission Indians

US000333	RESIDENTIAL STRUCTURE	RES2 - MANUF HOUSING	\$132,322	\$66,161	0.00%	0.00%	\$0	\$0
US000334	AGRICULT	AGR1 - AGRICULTURE	\$119,798	\$119,798	0.00%	0.00%	\$0	\$0
US000335	RESIDENTIAL STRUCTURE	RES2 - MANUF HOUSING	\$136,907	\$68,454	0.00%	0.00%	\$0	\$0
US000336	RESIDENTIAL STRUCTURE	RES2 - MANUF HOUSING	\$208,935	\$104,467	0.00%	0.00%	\$0	\$0
US000337	RESIDENTIAL STRUCTURE	RES2 - MANUF HOUSING	\$88,640	\$44,320	0.00%	0.00%	\$0	\$0
US000338	RESIDENTIAL STRUCTURE	RES2 - MANUF HOUSING	\$135,653	\$67,826	0.00%	0.00%	\$0	\$0
US000339	RESIDENTIAL STRUCTURE	RES1 - SINGLE FAMILY DWELLING	\$66,080	\$33,040	0.00%	0.00%	\$0	\$0
US000340	RESIDENTIAL STRUCTURE	RES1 - SINGLE FAMILY DWELLING	\$59,461	\$29,730	0.00%	0.00%	\$0	\$0
US000341	RESIDENTIAL STRUCTURE	RES1 - SINGLE FAMILY DWELLING	\$41,411	\$20,705	0.00%	0.00%	\$0	\$0
US000342	RESIDENTIAL STRUCTURE	RES2 - MANUF HOUSING	\$137,307	\$68,654	0.00%	0.00%	\$0	\$0
US000343	RESIDENTIAL STRUCTURE	RES2 - MANUF HOUSING	\$170,401	\$85,201	0.00%	0.00%	\$0	\$0
US000344	RESIDENTIAL STRUCTURE	RES2 - MANUF HOUSING	\$115,753	\$57,876	0.00%	0.00%	\$0	\$0

Hazard Mitigation Plan Update, Pala Band of Mission Indians

US000345	RESIDENTIAL STRUCTURE	RES1 - SINGLE FAMILY DWELLING	\$247,296	\$123,648	0.00%	0.00%	\$0	\$0
US000346	RESIDENTIAL STRUCTURE	RES1 - SINGLE FAMILY DWELLING	\$254,347	\$127,174	0.00%	0.00%	\$0	\$0
US000347	RESIDENTIAL STRUCTURE	RES1 - SINGLE FAMILY DWELLING	\$150,437	\$75,218	0.00%	0.00%	\$0	\$0
US000348	RESIDENTIAL STRUCTURE	RES1 - SINGLE FAMILY DWELLING	\$165,437	\$82,719	0.00%	0.00%	\$0	\$0
US000349	RESIDENTIAL STRUCTURE	RES1 - SINGLE FAMILY DWELLING	\$308,087	\$154,043	0.00%	0.00%	\$0	\$0
US000350	RESIDENTIAL STRUCTURE	RES2 - MANUF HOUSING	\$102,169	\$51,085	0.00%	0.00%	\$0	\$0
US000351	RESIDENTIAL STRUCTURE	RES2 - MANUF HOUSING	\$84,930	\$42,465	0.00%	0.00%	\$0	\$0
US000352	RESIDENTIAL STRUCTURE	RES2 - MANUF HOUSING	\$161,857	\$80,929	0.00%	0.00%	\$0	\$0
US000353	RESIDENTIAL STRUCTURE	RES2 - MANUF HOUSING	\$233,550	\$116,775	0.00%	0.00%	\$0	\$0
US000354	RESIDENTIAL STRUCTURE	RES2 - MANUF HOUSING	\$102,169	\$51,085	0.00%	0.00%	\$0	\$0
US000355	RESIDENTIAL STRUCTURE	RES1 - SINGLE FAMILY DWELLING	\$339,732	\$169,866	0.00%	0.00%	\$0	\$0
US000356	RESIDENTIAL STRUCTURE	RES1 - SINGLE FAMILY DWELLING	\$324,969	\$162,485	0.00%	0.00%	\$0	\$0

Hazard Mitigation Plan Update, Pala Band of Mission Indians

US000357	GARAGE	COM10 - PARKING	\$555,469	\$555,469	0.00%	0.00%	\$0	\$0
US000358	RESIDENTIAL STRUCTURE	RES1 - SINGLE FAMILY DWELLING	\$298,667	\$149,334	0.00%	0.00%	\$0	\$0
US000359	RESIDENTIAL STRUCTURE	RES1 - SINGLE FAMILY DWELLING	\$224,087	\$112,043	0.00%	0.00%	\$0	\$0
US000360	RESIDENTIAL STRUCTURE	RES1 - SINGLE FAMILY DWELLING	\$324,969	\$162,485	0.00%	0.00%	\$0	\$0
US000361	RESIDENTIAL STRUCTURE	RES2 - MANUF HOUSING	\$88,964	\$44,482	0.00%	0.00%	\$0	\$0
US000362	RESIDENTIAL STRUCTURE	RES1 - SINGLE FAMILY DWELLING	\$273,165	\$136,583	0.00%	0.00%	\$0	\$0
US000363	RESIDENTIAL STRUCTURE	RES1 - SINGLE FAMILY DWELLING	\$319,421	\$159,711	0.00%	0.00%	\$0	\$0
US000364	RESIDENTIAL STRUCTURE	RES1 - SINGLE FAMILY DWELLING	\$328,105	\$164,053	0.00%	0.00%	\$0	\$0
US000365	RESIDENTIAL STRUCTURE	RES1 - SINGLE FAMILY DWELLING	\$328,116	\$164,058	0.00%	0.00%	\$0	\$0
US000366	RESIDENTIAL STRUCTURE	RES1 - SINGLE FAMILY DWELLING	\$437,218	\$218,609	0.00%	0.00%	\$0	\$0
US000367	RESIDENTIAL STRUCTURE	RES1 - SINGLE FAMILY DWELLING	\$339,742	\$169,871	0.00%	0.00%	\$0	\$0
US000368	RESIDENTIAL STRUCTURE	RES1 - SINGLE FAMILY DWELLING	\$117,429	\$58,715	0.00%	0.00%	\$0	\$0

Hazard Mitigation Plan Update, Pala Band of Mission Indians

US000369	RESIDENTIAL STRUCTURE	RES1 - SINGLE FAMILY DWELLING	\$303,426	\$151,713	0.00%	0.00%	\$0	\$0
US000370	RESIDENTIAL STRUCTURE	RES1 - SINGLE FAMILY DWELLING	\$328,105	\$164,053	0.00%	0.00%	\$0	\$0
US000371	RESIDENTIAL STRUCTURE	RES1 - SINGLE FAMILY DWELLING	\$302,171	\$151,086	0.00%	0.00%	\$0	\$0
US000372	RESIDENTIAL STRUCTURE	RES1 - SINGLE FAMILY DWELLING	\$328,105	\$164,053	0.00%	0.00%	\$0	\$0
US000373	RESIDENTIAL STRUCTURE	RES1 - SINGLE FAMILY DWELLING	\$111,005	\$55,503	0.00%	0.00%	\$0	\$0
US000374	RESIDENTIAL STRUCTURE	RES1 - SINGLE FAMILY DWELLING	\$134,095	\$67,048	0.00%	0.00%	\$0	\$0
US000375	RESIDENTIAL STRUCTURE	RES1 - SINGLE FAMILY DWELLING	\$40,210	\$20,105	0.00%	0.00%	\$0	\$0
US000376	RESIDENTIAL STRUCTURE	RES1 - SINGLE FAMILY DWELLING	\$231,073	\$115,537	0.00%	0.00%	\$0	\$0
US000377	RESIDENTIAL STRUCTURE	RES1 - SINGLE FAMILY DWELLING	\$328,105	\$164,053	0.00%	0.00%	\$0	\$0
US000378	RESIDENTIAL STRUCTURE	RES1 - SINGLE FAMILY DWELLING	\$339,732	\$169,866	0.00%	0.00%	\$0	\$0
US000379	RESIDENTIAL STRUCTURE	RES1 - SINGLE FAMILY DWELLING	\$339,732	\$169,866	0.00%	0.00%	\$0	\$0
US000380	RESIDENTIAL STRUCTURE	RES1 - SINGLE FAMILY DWELLING	\$328,105	\$164,053	0.00%	0.00%	\$0	\$0

Hazard Mitigation Plan Update, Pala Band of Mission Indians

US000381	BLEACHER	COM8 - ENTERTAINMENT & RECREATION	\$174,987	\$174,987	0.00%	0.00%	\$0	\$0
US000382	RESIDENTIAL STRUCTURE	RES1 - SINGLE FAMILY DWELLING	\$273,154	\$136,577	0.00%	0.00%	\$0	\$0
US000383	OTHERREC	COM8 - ENTERTAINMENT & RECREATION	\$31,320	\$31,320	0.00%	0.00%	\$0	\$0
US000384	SHED	COM1 - RETAIL TRADE	\$101,109	\$101,109	0.00%	0.00%	\$0	\$0
US000385	RESIDENTIAL STRUCTURE	RES1 - SINGLE FAMILY DWELLING	\$50,712	\$25,356	0.00%	0.00%	\$0	\$0
US000386	RESIDENTIAL STRUCTURE	RES1 - SINGLE FAMILY DWELLING	\$143,201	\$71,601	0.00%	0.00%	\$0	\$0
US000387	AGRICULT	AGR1 - AGRICULTURE	\$216,213	\$216,213	0.00%	0.00%	\$0	\$0
US000388	RESIDENTIAL STRUCTURE	RES1 - SINGLE FAMILY DWELLING	\$216,213	\$108,107	0.00%	0.00%	\$0	\$0
US000389	RESIDENTIAL STRUCTURE	RES1 - SINGLE FAMILY DWELLING	\$323,823	\$161,911	0.00%	0.00%	\$0	\$0
US000390	RESIDENTIAL STRUCTURE	RES1 - SINGLE FAMILY DWELLING	\$302,171	\$151,086	0.00%	0.00%	\$0	\$0
US000391	RESIDENTIAL STRUCTURE	RES2 - MANUF HOUSING	\$90,511	\$45,255	0.00%	0.00%	\$0	\$0

Hazard Mitigation Plan Update, Pala Band of Mission Indians

US000392	RESIDENTIAL STRUCTURE	RES2 - MANUF HOUSING	\$119,938	\$59,969	0.00%	0.00%	\$0	\$0
US000393	RESIDENTIAL STRUCTURE	RES2 - MANUF HOUSING	\$336,109	\$168,054	0.00%	0.00%	\$0	\$0
US000394	RESIDENTIAL STRUCTURE	RES1 - SINGLE FAMILY DWELLING	\$324,969	\$162,485	0.00%	0.00%	\$0	\$0
US000395	RESIDENTIAL STRUCTURE	RES1 - SINGLE FAMILY DWELLING	\$396,381	\$198,190	0.00%	0.00%	\$0	\$0
US000396	RESIDENTIAL STRUCTURE	RES1 - SINGLE FAMILY DWELLING	\$82,648	\$41,324	0.00%	0.00%	\$0	\$0
US000397	RESIDENTIAL STRUCTURE	RES1 - SINGLE FAMILY DWELLING	\$56,671	\$28,335	0.00%	0.00%	\$0	\$0
US000398	RESIDENTIAL STRUCTURE	RES1 - SINGLE FAMILY DWELLING	\$170,909	\$85,455	0.00%	0.00%	\$0	\$0
US000399	RESIDENTIAL STRUCTURE	RES1 - SINGLE FAMILY DWELLING	\$289,745	\$144,872	0.00%	0.00%	\$0	\$0
US000400	OTHER	IND2 - LIGHT INDUSTRY	\$65,982	\$98,973	0.00%	0.00%	\$0	\$0
US000401	RESIDENTIAL STRUCTURE	RES1 - SINGLE FAMILY DWELLING	\$323,834	\$161,917	0.00%	0.00%	\$0	\$0
US000402	RESIDENTIAL STRUCTURE	RES1 - SINGLE FAMILY DWELLING	\$339,732	\$169,866	0.00%	0.00%	\$0	\$0
US000403	RESIDENTIAL STRUCTURE	RES1 - SINGLE FAMILY DWELLING	\$60,575	\$30,287	0.00%	0.00%	\$0	\$0

Hazard Mitigation Plan Update, Pala Band of Mission Indians

US000404	GARAGE	COM10 - PARKING	\$79,382	\$79,382	0.00%	0.00%	\$0	\$0
US000405	FIRE	COM1 - RETAIL TRADE	\$146,078	\$146,078	0.00%	0.00%	\$0	\$0
US000406	TRAINING	COM1 - RETAIL TRADE	\$301,966	\$301,966	0.00%	0.00%	\$0	\$0
US000407	RESIDENTIAL STRUCTURE	RES1 - SINGLE FAMILY DWELLING	\$347,107	\$173,554	0.00%	0.00%	\$0	\$0
US000408	RESIDENTIAL STRUCTURE	RES2 - MANUF HOUSING	\$212,147	\$106,074	0.00%	0.00%	\$0	\$0
US000409	RESIDENTIAL STRUCTURE	RES1 - SINGLE FAMILY DWELLING	\$347,107	\$173,554	0.00%	0.00%	\$0	\$0
US000410	RESIDENTIAL STRUCTURE	RES1 - SINGLE FAMILY DWELLING	\$277,989	\$138,994	0.00%	0.00%	\$0	\$0
US000411	RESIDENTIAL STRUCTURE	RES1 - SINGLE FAMILY DWELLING	\$302,171	\$151,086	0.00%	0.00%	\$0	\$0
US000412	RESIDENTIAL STRUCTURE	RES1 - SINGLE FAMILY DWELLING	\$396,381	\$198,190	0.00%	0.00%	\$0	\$0
US000413	RESIDENTIAL STRUCTURE	RES1 - SINGLE FAMILY DWELLING	\$347,107	\$173,554	0.00%	0.00%	\$0	\$0
US000414	RESIDENTIAL STRUCTURE	RES1 - SINGLE FAMILY DWELLING	\$69,227	\$34,613	0.00%	0.00%	\$0	\$0
US000415	RESIDENTIAL STRUCTURE	RES1 - SINGLE FAMILY DWELLING	\$176,122	\$88,061	0.00%	0.00%	\$0	\$0

Hazard Mitigation Plan Update, Pala Band of Mission Indians

US000416	RESIDENTIAL STRUCTURE	RES1 - SINGLE FAMILY DWELLING	\$368,359	\$184,179	0.00%	0.00%	\$0	\$0
US000417	RESIDENTIAL STRUCTURE	RES2 - MANUF HOUSING	\$156,861	\$78,430	0.00%	0.00%	\$0	\$0
US000418	RESIDENTIAL STRUCTURE	RES1 - SINGLE FAMILY DWELLING	\$373,820	\$186,910	0.00%	0.00%	\$0	\$0
US000419	RESIDENTIAL STRUCTURE	RES1 - SINGLE FAMILY DWELLING	\$352,072	\$176,036	0.00%	0.00%	\$0	\$0
US000420	RESIDENTIAL STRUCTURE	RES1 - SINGLE FAMILY DWELLING	\$347,226	\$173,613	0.00%	0.00%	\$0	\$0
US000421	RESIDENTIAL STRUCTURE	RES1 - SINGLE FAMILY DWELLING	\$338,120	\$169,060	0.00%	0.00%	\$0	\$0
US000422	RESIDENTIAL STRUCTURE	RES1 - SINGLE FAMILY DWELLING	\$323,834	\$161,917	0.00%	0.00%	\$0	\$0
US000423	RESIDENTIAL STRUCTURE	RES1 - SINGLE FAMILY DWELLING	\$374,275	\$187,137	0.00%	0.00%	\$0	\$0
US000424	RESIDENTIAL STRUCTURE	RES1 - SINGLE FAMILY DWELLING	\$350,893	\$175,446	0.00%	0.00%	\$0	\$0
US000425	RESIDENTIAL STRUCTURE	RES1 - SINGLE FAMILY DWELLING	\$374,275	\$187,137	0.00%	0.00%	\$0	\$0
US000426	RESIDENTIAL STRUCTURE	RES1 - SINGLE FAMILY DWELLING	\$98,763	\$49,381	0.00%	0.00%	\$0	\$0
US000427	RESIDENTIAL STRUCTURE	RES1 - SINGLE FAMILY DWELLING	\$349,854	\$174,927	0.00%	0.00%	\$0	\$0

Hazard Mitigation Plan Update, Pala Band of Mission Indians

US000428	RESIDENTIAL STRUCTURE	RES1 - SINGLE FAMILY DWELLING	\$113,882	\$56,941	0.00%	0.00%	\$0	\$0
US000429	RESIDENTIAL STRUCTURE	RES1 - SINGLE FAMILY DWELLING	\$229,083	\$114,542	0.00%	0.00%	\$0	\$0
US000430	RESIDENTIAL STRUCTURE	RES2 - MANUF HOUSING	\$145,754	\$72,877	0.00%	0.00%	\$0	\$0
US000431	RESIDENTIAL STRUCTURE	RES2 - MANUF HOUSING	\$174,122	\$87,061	0.00%	0.00%	\$0	\$0
US000432	RESIDENTIAL STRUCTURE	RES1 - SINGLE FAMILY DWELLING	\$323,823	\$161,911	0.00%	0.00%	\$0	\$0
US000433	RESIDENTIAL STRUCTURE	RES1 - SINGLE FAMILY DWELLING	\$347,107	\$173,554	0.00%	0.00%	\$0	\$0
US000434	RESIDENTIAL STRUCTURE	RES1 - SINGLE FAMILY DWELLING	\$347,107	\$173,554	0.00%	0.00%	\$0	\$0
US000435	RESIDENTIAL STRUCTURE	RES1 - SINGLE FAMILY DWELLING	\$347,583	\$173,792	0.00%	0.00%	\$0	\$0
US000436	JUNK	COM2 - WAREHOUSE	\$1,300,893	\$1,300,893	0.00%	0.00%	\$0	\$0
US000437	RADIO	COM1 - RETAIL TRADE	\$117,667	\$117,667	0.00%	0.00%	\$0	\$0
US000438	OTHER	COM2 - WAREHOUSE	\$132,765	\$132,765	0.00%	0.00%	\$0	\$0

Hazard Mitigation Plan Update, Pala Band of Mission Indians

US000439	SWIM	COM8 - ENTERTAINMENT & RECREATION	\$72,980	\$72,980	0.00%	0.00%	\$0	\$0
US000440	RESIDENTIAL STRUCTURE	RES1 - SINGLE FAMILY DWELLING	\$323,823	\$161,911	0.00%	0.00%	\$0	\$0
US000441	RESIDENTIAL STRUCTURE	RES1 - SINGLE FAMILY DWELLING	\$347,107	\$173,554	0.00%	0.00%	\$0	\$0
US000442	OTHER	COM1 - RETAIL TRADE	\$147,062	\$147,062	0.00%	0.00%	\$0	\$0
US000443	OTHER	COM1 - RETAIL TRADE	\$123,594	\$123,594	0.00%	0.00%	\$0	\$0
US000444	OTHER	COM1 - RETAIL TRADE	\$310,801	\$310,801	0.00%	0.00%	\$0	\$0
US000445	OTHER	COM1 - RETAIL TRADE	\$310,358	\$310,358	0.00%	0.00%	\$0	\$0
US000446	OTHER	COM1 - RETAIL TRADE	\$164,994	\$164,994	0.00%	0.00%	\$0	\$0
US000447	OTHER	COM1 - RETAIL TRADE	\$44,569	\$44,569	0.00%	0.00%	\$0	\$0
US000448	OTHER	COM1 - RETAIL TRADE	\$226,250	\$226,250	0.00%	0.00%	\$0	\$0
US000449	OTHER	COM1 - RETAIL TRADE	\$71,920	\$71,920	0.00%	0.00%	\$0	\$0

Hazard Mitigation Plan Update, Pala Band of Mission Indians

US000450	RESIDENTIAL STRUCTURE	RES1 - SINGLE FAMILY DWELLING	\$186,786	\$93,393	0.00%	0.00%	\$0	\$0
US000451	RESIDENTIAL STRUCTURE	RES1 - SINGLE FAMILY DWELLING	\$347,583	\$173,792	0.00%	0.00%	\$0	\$0
US000452	RESIDENTIAL STRUCTURE	RES1 - SINGLE FAMILY DWELLING	\$347,107	\$173,554	0.00%	0.00%	\$0	\$0
US000453	RESIDENTIAL STRUCTURE	RES1 - SINGLE FAMILY DWELLING	\$347,107	\$173,554	0.00%	0.00%	\$0	\$0
US000454	RESIDENTIAL STRUCTURE	RES1 - SINGLE FAMILY DWELLING	\$112,736	\$56,368	0.00%	0.00%	\$0	\$0
US000455	RESIDENTIAL STRUCTURE	RES1 - SINGLE FAMILY DWELLING	\$138,064	\$69,032	0.00%	0.00%	\$0	\$0
US000456	CASINO	COM8 - ENTERTAINMENT & RECREATION	\$485,950	\$485,950	11.57%	60.17%	\$56,249	\$292,419
US000457	CASINO	COM8 - ENTERTAINMENT & RECREATION	\$1,781,523	\$1,781,523	0.00%	0.00%	\$0	\$0
US000458	CASINO	COM8 - ENTERTAINMENT & RECREATION	\$23,104,409	\$23,104,409	11.23%	57.08%	\$2,594,783	\$13,187,104
US000459	RESIDENTIAL STRUCTURE	RES1 - SINGLE FAMILY DWELLING	\$102,191	\$51,095	0.00%	0.00%	\$0	\$0

Hazard Mitigation Plan Update, Pala Band of Mission Indians

US000460	RESIDENTIAL STRUCTURE	RES1 - SINGLE FAMILY DWELLING	\$93,907	\$46,953	0.00%	0.00%	\$0	\$0
US000461	RESIDENTIAL STRUCTURE	RES2 - MANUF HOUSING	\$296,115	\$148,057	0.00%	0.00%	\$0	\$0
US000462	SHED	COM1 - RETAIL TRADE	\$127,109	\$127,109	0.00%	0.00%	\$0	\$0
US000463	OTHER	COM1 - RETAIL TRADE	\$352,807	\$352,807	0.00%	0.00%	\$0	\$0
US000464	OTHER	COM1 - RETAIL TRADE	\$325,337	\$325,337	0.00%	0.00%	\$0	\$0
US000465	OTHER	COM1 - RETAIL TRADE	\$617,331	\$617,331	0.00%	0.00%	\$0	\$0
US000466	OTHER	COM1 - RETAIL TRADE	\$287,506	\$287,506	0.00%	0.00%	\$0	\$0
US000467	OTHER	COM1 - RETAIL TRADE	\$496,895	\$496,895	0.00%	0.00%	\$0	\$0
US000468	OTHER	COM1 - RETAIL TRADE	\$583,740	\$583,740	0.00%	0.00%	\$0	\$0
US000469	RESIDENTIAL STRUCTURE	RES1 - SINGLE FAMILY DWELLING	\$169,882	\$84,941	0.00%	0.00%	\$0	\$0
US000470	RESIDENTIAL STRUCTURE	RES1 - SINGLE FAMILY DWELLING	\$102,332	\$51,166	0.00%	0.00%	\$0	\$0
US000471	RESIDENTIAL STRUCTURE	RES1 - SINGLE FAMILY DWELLING	\$59,082	\$29,541	0.00%	0.00%	\$0	\$0

Hazard Mitigation Plan Update, Pala Band of Mission Indians

US000472	RESIDENTIAL STRUCTURE	RES1 - SINGLE FAMILY DWELLING	\$281,644	\$140,822	0.00%	0.00%	\$0	\$0
US000473	RESIDENTIAL STRUCTURE	RES2 - MANUF HOUSING	\$76,992	\$38,496	0.00%	0.00%	\$0	\$0
US000474	RESIDENTIAL STRUCTURE	RES2 - MANUF HOUSING	\$68,427	\$34,213	0.00%	0.00%	\$0	\$0
US000475	RESIDENTIAL STRUCTURE	RES2 - MANUF HOUSING	\$98,795	\$49,398	0.00%	0.00%	\$0	\$0
US000476	RESIDENTIAL STRUCTURE	RES2 - MANUF HOUSING	\$85,363	\$42,681	0.00%	0.00%	\$0	\$0
US000477	RESIDENTIAL STRUCTURE	RES2 - MANUF HOUSING	\$95,475	\$47,737	0.00%	0.00%	\$0	\$0
US000478	RESIDENTIAL STRUCTURE	RES2 - MANUF HOUSING	\$177,063	\$88,532	0.00%	0.00%	\$0	\$0
US000479	RESIDENTIAL STRUCTURE	RES2 - MANUF HOUSING	\$67,767	\$33,883	0.00%	0.00%	\$0	\$0
US000480	OTHER	COM1 - RETAIL TRADE	\$792,318	\$792,318	0.00%	0.00%	\$0	\$0
US000481	OTHER	COM1 - RETAIL TRADE	\$561,472	\$561,472	0.00%	0.00%	\$0	\$0
US000482	OTHER	COM1 - RETAIL TRADE	\$232,577	\$232,577	0.00%	0.00%	\$0	\$0
US000483	OTHER	COM1 - RETAIL TRADE	\$518,558	\$518,558	0.00%	0.00%	\$0	\$0

Hazard Mitigation Plan Update, Pala Band of Mission Indians

US000484	GAS	COM3 - SERVICE STATION	\$601,422	\$601,422	0.00%	0.00%	\$0	\$0
US000485	RETAIL	COM1 - RETAIL TRADE	\$485,258	\$485,258	0.00%	0.00%	\$0	\$0
US000486	RESIDENTIAL STRUCTURE	RES1 - SINGLE FAMILY DWELLING	\$34,987	\$17,493	0.00%	0.00%	\$0	\$0
US000487	RESIDENTIAL STRUCTURE	RES1 - SINGLE FAMILY DWELLING	\$25,794	\$12,897	0.00%	0.00%	\$0	\$0
US000488	RESIDENTIAL STRUCTURE	RES1 - SINGLE FAMILY DWELLING	\$86,671	\$43,336	0.00%	0.00%	\$0	\$0
US000489	RESIDENTIAL STRUCTURE	RES1 - SINGLE FAMILY DWELLING	\$174,111	\$87,055	0.00%	0.00%	\$0	\$0
US000490	RESIDENTIAL STRUCTURE	RES1 - SINGLE FAMILY DWELLING	\$107,761	\$53,880	0.00%	0.00%	\$0	\$0
US000491	PARK	COM2 - WAREHOUSE	\$5,002,348	\$5,002,348	0.00%	0.00%	\$0	\$0
US000492	PARK	COM2 - WAREHOUSE	\$13,999,488	\$13,999,488	5.01%	16.05%	\$701,910	\$2,247,014
US000493	PARK	COM2 - WAREHOUSE	\$6,257,710	\$6,257,710	0.00%	0.00%	\$0	\$0
US000494	CASINO	COM8 - ENTERTAINMENT & RECREATION	\$5,695,536	\$5,695,536	0.00%	0.00%	\$0	\$0

Hazard Mitigation Plan Update, Pala Band of Mission Indians

US000495	RESIDENTIAL STRUCTURE	RES1 - SINGLE FAMILY DWELLING	\$289,053	\$144,526	0.00%	0.00%	\$0	\$0
US000496	CIVIC	COM1 - RETAIL TRADE	\$2,243,972	\$2,243,972	0.00%	0.00%	\$0	\$0
US000497	RESIDENTIAL STRUCTURE	RES1 - SINGLE FAMILY DWELLING	\$396,381	\$198,190	0.00%	0.00%	\$0	\$0
US000498	RESIDENTIAL STRUCTURE	RES1 - SINGLE FAMILY DWELLING	\$347,107	\$173,554	0.00%	0.00%	\$0	\$0
US000499	RESIDENTIAL STRUCTURE	RES1 - SINGLE FAMILY DWELLING	\$347,583	\$173,792	0.00%	0.00%	\$0	\$0
US000500	PROFESSIONAL	COM1 - RETAIL TRADE	\$409,975	\$409,975	11.12%	32.79%	\$45,599	\$134,439
US000501	PROFESSIONAL	COM1 - RETAIL TRADE	\$105,684	\$105,684	6.74%	19.23%	\$7,127	\$20,324
US000502	OTHER	COM1 - RETAIL TRADE	\$101,802	\$101,802	0.00%	0.00%	\$0	\$0
US000503	STABLE	COM2 - WAREHOUSE	\$484,296	\$484,296	2.98%	10.74%	\$14,415	\$52,008
US000504	RESIDENTIAL STRUCTURE	RES1 - SINGLE FAMILY DWELLING	\$119,365	\$59,683	14.83%	17.83%	\$17,705	\$10,643
US000505	RESIDENTIAL STRUCTURE	RES1 - SINGLE FAMILY DWELLING	\$143,742	\$71,871	10.39%	12.86%	\$14,931	\$9,246
US000506	SHED	COM1 - RETAIL TRADE	\$82,616	\$82,616	11.05%	32.57%	\$9,132	\$26,908

Hazard Mitigation Plan Update, Pala Band of Mission Indians

US000507	RESIDENTIAL STRUCTURE	RES1 - SINGLE FAMILY DWELLING	\$179,064	\$89,532	26.36%	29.73%	\$47,197	\$26,619
US000508	RESIDENTIAL STRUCTURE	RES1 - SINGLE FAMILY DWELLING	\$289,053	\$144,526	0.00%	0.00%	\$0	\$0
US000509	RESIDENTIAL STRUCTURE	RES1 - SINGLE FAMILY DWELLING	\$76,787	\$38,393	0.00%	0.00%	\$0	\$0
US000510	RESIDENTIAL STRUCTURE	RES1 - SINGLE FAMILY DWELLING	\$302,604	\$151,302	0.00%	0.00%	\$0	\$0
US000511	OTHER	COM1 - RETAIL TRADE	\$230,251	\$230,251	0.00%	0.00%	\$0	\$0
US000512	OTHER	RES1 - SINGLE FAMILY DWELLING	\$88,023	\$44,012	0.00%	0.00%	\$0	\$0
US000513	OTHER	RES1 - SINGLE FAMILY DWELLING	\$86,552	\$43,276	0.00%	0.00%	\$0	\$0
US000514	OTHER	RES1 - SINGLE FAMILY DWELLING	\$86,390	\$43,195	0.00%	0.00%	\$0	\$0
US000515	OTHER	RES1 - SINGLE FAMILY DWELLING	\$85,503	\$42,752	0.00%	0.00%	\$0	\$0
US000516	OTHER	RES1 - SINGLE FAMILY DWELLING	\$85,904	\$42,952	0.00%	0.00%	\$0	\$0
US000517	OTHER	RES1 - SINGLE FAMILY DWELLING	\$86,607	\$43,303	0.00%	0.00%	\$0	\$0
US000518	OTHER	RES1 - SINGLE FAMILY DWELLING	\$276,485	\$138,243	0.00%	0.00%	\$0	\$0

Hazard Mitigation Plan Update, Pala Band of Mission Indians

US000519	OTHER	RES1 - SINGLE FAMILY DWELLING	\$44,212	\$22,106	0.00%	0.00%	\$0	\$0
US000520	OTHER	RES1 - SINGLE FAMILY DWELLING	\$457,020	\$228,510	0.00%	0.00%	\$0	\$0
US000521	OTHER	RES1 - SINGLE FAMILY DWELLING	\$9,896	\$4,948	0.00%	0.00%	\$0	\$0
US000522	OTHER	RES1 - SINGLE FAMILY DWELLING	\$173,451	\$86,725	0.00%	0.00%	\$0	\$0
US000523	RELIGIOUS	REL1 - CHURCH	\$383,878	\$383,878	0.00%	0.00%	\$0	\$0
US000524	RELIGIOUS	REL1 - CHURCH	\$426,327	\$426,327	0.00%	0.00%	\$0	\$0
US000525	SHED	COM1 - RETAIL TRADE	\$74,310	\$74,310	0.00%	0.00%	\$0	\$0
US000526	RESIDENTIAL STRUCTURE	RES1 - SINGLE FAMILY DWELLING	\$106,041	\$53,021	0.00%	0.00%	\$0	\$0
US000527	RESIDENTIAL STRUCTURE	RES1 - SINGLE FAMILY DWELLING	\$184,937	\$92,468	0.00%	0.00%	\$0	\$0
US000528	RESIDENTIAL STRUCTURE	RES1 - SINGLE FAMILY DWELLING	\$64,425	\$32,212	0.00%	0.00%	\$0	\$0
US000529	RESIDENTIAL STRUCTURE	RES1 - SINGLE FAMILY DWELLING	\$118,760	\$59,380	0.00%	0.00%	\$0	\$0
US000530	RESIDENTIAL STRUCTURE	RES1 - SINGLE FAMILY DWELLING	\$86,206	\$43,103	0.00%	0.00%	\$0	\$0

Hazard Mitigation Plan Update, Pala Band of Mission Indians

US000531	AGRICULT	AGR1 - AGRICULTURE	\$809,730	\$809,730	0.00%	0.00%	\$0	\$0
US000532	RESIDENTIAL STRUCTURE	RES1 - SINGLE FAMILY DWELLING	\$203,214	\$101,607	0.00%	0.00%	\$0	\$0
US000533	RESIDENTIAL STRUCTURE	RES1 - SINGLE FAMILY DWELLING	\$104,332	\$52,166	0.00%	0.00%	\$0	\$0
US000534	RESIDENTIAL STRUCTURE	RES1 - SINGLE FAMILY DWELLING	\$104,332	\$52,166	0.00%	0.00%	\$0	\$0
US000535	RESIDENTIAL STRUCTURE	RES1 - SINGLE FAMILY DWELLING	\$94,080	\$47,040	0.00%	0.00%	\$0	\$0
US000536	GARAGE	COM10 - PARKING	\$183,368	\$183,368	0.00%	0.00%	\$0	\$0
US000537	SHED	COM1 - RETAIL TRADE	\$45,347	\$45,347	0.00%	0.00%	\$0	\$0
US000538	OTHER	COM2 - WAREHOUSE	\$131,608	\$131,608	0.00%	0.00%	\$0	\$0
US000539	RESIDENTIAL STRUCTURE	RES1 - SINGLE FAMILY DWELLING	\$94,080	\$47,040	0.00%	0.00%	\$0	\$0
US000540	CARPORT	COM10 - PARKING	\$76,938	\$76,938	0.00%	0.00%	\$0	\$0
US000541	RESIDENTIAL STRUCTURE	RES1 - SINGLE FAMILY DWELLING	\$324,969	\$162,485	0.00%	0.00%	\$0	\$0
US000542	RESIDENTIAL STRUCTURE	RES1 - SINGLE FAMILY DWELLING	\$359,404	\$179,702	0.00%	0.00%	\$0	\$0

Hazard Mitigation Plan Update, Pala Band of Mission Indians

US000543	FIRE	COM1 - RETAIL TRADE	\$2,209,840	\$2,209,840	0.00%	0.00%	\$0	\$0
US000544	RESIDENTIAL STRUCTURE	RES2 - MANUF HOUSING	\$148,403	\$74,202	0.00%	0.00%	\$0	\$0
US000545	RESIDENTIAL STRUCTURE	RES1 - SINGLE FAMILY DWELLING	\$289,117	\$144,559	0.00%	0.00%	\$0	\$0
US000546	RESIDENTIAL STRUCTURE	RES1 - SINGLE FAMILY DWELLING	\$268,915	\$134,457	0.00%	0.00%	\$0	\$0
US000547	RESIDENTIAL STRUCTURE	RES1 - SINGLE FAMILY DWELLING	\$289,117	\$144,559	0.00%	0.00%	\$0	\$0
US000548	RESIDENTIAL STRUCTURE	RES1 - SINGLE FAMILY DWELLING	\$347,107	\$173,554	0.00%	0.00%	\$0	\$0
US000549	RESIDENTIAL STRUCTURE	RES1 - SINGLE FAMILY DWELLING	\$397,148	\$198,574	0.00%	0.00%	\$0	\$0
US000550	RESIDENTIAL STRUCTURE	RES1 - SINGLE FAMILY DWELLING	\$359,404	\$179,702	0.00%	0.00%	\$0	\$0
US000551	OTHER	COM1 - RETAIL TRADE	\$47,651	\$47,651	0.00%	0.00%	\$0	\$0
US000552	RELIGIOUS	REL1 - CHURCH	\$2,593,383	\$2,593,383	0.00%	0.00%	\$0	\$0
US000553	PATIO	COM1 - RETAIL TRADE	\$156,407	\$156,407	0.00%	0.00%	\$0	\$0
US000554	GAZEBO	COM1 - RETAIL TRADE	\$46,753	\$46,753	0.00%	0.00%	\$0	\$0

Hazard Mitigation Plan Update, Pala Band of Mission Indians

US000555	PATIO	COM1 - RETAIL TRADE	\$141,503	\$141,503	0.00%	0.00%	\$0	\$0
US000556	COMMUNITY	COM8 - ENTERTAINMENT & RECREATION	\$559,514	\$559,514	0.00%	0.00%	\$0	\$0
US000557	CDAYCARE	EDU1 - GRADE SCHOOLS	\$408,104	\$408,104	0.00%	0.00%	\$0	\$0
US000558	COMMUNITY	COM8 - ENTERTAINMENT & RECREATION	\$376,362	\$376,362	0.00%	0.00%	\$0	\$0
US000559	MUSEUM	COM8 - ENTERTAINMENT & RECREATION	\$374,956	\$374,956	0.00%	0.00%	\$0	\$0
US000560	MUSEUM	COM8 - ENTERTAINMENT & RECREATION	\$34,208	\$34,208	0.00%	0.00%	\$0	\$0
US000561	RESIDENTIAL STRUCTURE	RES1 - SINGLE FAMILY DWELLING	\$349,725	\$174,862	0.00%	0.00%	\$0	\$0
US000562	RESIDENTIAL STRUCTURE	RES1 - SINGLE FAMILY DWELLING	\$162,960	\$81,480	0.00%	0.00%	\$0	\$0
US000563	SHED	COM1 - RETAIL TRADE	\$62,121	\$62,121	0.00%	0.00%	\$0	\$0
US000564	RESIDENTIAL STRUCTURE	RES2 - MANUF HOUSING	\$121,853	\$60,926	0.00%	0.00%	\$0	\$0

Hazard Mitigation Plan Update, Pala Band of Mission Indians

US000565	SHED	COM1 - RETAIL TRADE	\$67,518	\$67,518	0.00%	0.00%	\$0	\$0
US000566	SHED	COM1 - RETAIL TRADE	\$53,761	\$53,761	0.00%	0.00%	\$0	\$0
US000567	SHED	COM1 - RETAIL TRADE	\$104,376	\$104,376	0.00%	0.00%	\$0	\$0
US000568	RESIDENTIAL STRUCTURE	RES1 - SINGLE FAMILY DWELLING	\$397,148	\$198,574	0.00%	0.00%	\$0	\$0
US000569	RESIDENTIAL STRUCTURE	RES1 - SINGLE FAMILY DWELLING	\$268,915	\$134,457	0.00%	0.00%	\$0	\$0
US000570	RESIDENTIAL STRUCTURE	RES1 - SINGLE FAMILY DWELLING	\$289,117	\$144,559	0.00%	0.00%	\$0	\$0
US000571	RESIDENTIAL STRUCTURE	RES1 - SINGLE FAMILY DWELLING	\$323,834	\$161,917	0.00%	0.00%	\$0	\$0
US000572	RESIDENTIAL STRUCTURE	RES1 - SINGLE FAMILY DWELLING	\$397,148	\$198,574	0.00%	0.00%	\$0	\$0
US000573	OTHER	COM1 - RETAIL TRADE	\$62,175	\$62,175	0.00%	0.00%	\$0	\$0
US000574	OTHER	COM1 - RETAIL TRADE	\$103,640	\$103,640	0.00%	0.00%	\$0	\$0
US000575	OTHER	COM1 - RETAIL TRADE	\$39,161	\$39,161	0.00%	0.00%	\$0	\$0
US000576	OTHER	COM1 - RETAIL TRADE	\$50,225	\$50,225	0.00%	0.00%	\$0	\$0

Hazard Mitigation Plan Update, Pala Band of Mission Indians

US000577	OTHER	COM1 - RETAIL TRADE	\$21,749	\$21,749	0.00%	0.00%	\$0	\$0
US000578	OTHER	COM1 - RETAIL TRADE	\$22,820	\$22,820	0.00%	0.00%	\$0	\$0
US000579	OTHER	COM1 - RETAIL TRADE	\$74,331	\$74,331	6.74%	19.23%	\$5,013	\$14,297
US000580	OTHER	COM1 - RETAIL TRADE	\$151,778	\$151,778	0.00%	0.00%	\$0	\$0
US000581	OTHER	COM1 - RETAIL TRADE	\$162,560	\$162,560	0.00%	0.00%	\$0	\$0
US000582	OTHER	COM1 - RETAIL TRADE	\$70,882	\$70,882	0.00%	0.00%	\$0	\$0
US000583	RESIDENTIAL STRUCTURE	RES1 - SINGLE FAMILY DWELLING	\$397,148	\$198,574	0.00%	0.00%	\$0	\$0
US000584	RESIDENTIAL STRUCTURE	RES1 - SINGLE FAMILY DWELLING	\$142,726	\$71,363	0.00%	0.00%	\$0	\$0
US000585	RESIDENTIAL STRUCTURE	RES1 - SINGLE FAMILY DWELLING	\$347,107	\$173,554	0.00%	0.00%	\$0	\$0
US000586	RESIDENTIAL STRUCTURE	RES2 - MANUF HOUSING	\$150,556	\$75,278	0.00%	0.00%	\$0	\$0
US000587	RESIDENTIAL STRUCTURE	RES2 - MANUF HOUSING	\$150,556	\$75,278	0.00%	0.00%	\$0	\$0
US000588	RESIDENTIAL STRUCTURE	RES2 - MANUF HOUSING	\$262,372	\$131,186	0.00%	0.00%	\$0	\$0

Hazard Mitigation Plan Update, Pala Band of Mission Indians

US000589	RESIDENTIAL STRUCTURE	RES2 - MANUF HOUSING	\$289,117	\$144,559	0.00%	0.00%	\$0	\$0
US000590	RESIDENTIAL STRUCTURE	RES2 - MANUF HOUSING	\$41,184	\$20,592	0.00%	0.00%	\$0	\$0
US000591	OTHER	COM1 - RETAIL TRADE	\$161,414	\$161,414	0.00%	0.00%	\$0	\$0
US000592	WATER TREATMENT PLANT	COM1 - RETAIL TRADE	\$106,225	\$106,225	0.00%	0.00%	\$0	\$0
US000593	WATER TREATMENT PLANT	COM1 - RETAIL TRADE	\$168,184	\$168,184	0.00%	0.00%	\$0	\$0
US000594	RESIDENTIAL STRUCTURE	RES2 - MANUF HOUSING	\$84,984	\$42,492	0.00%	0.00%	\$0	\$0
US000595	AGRICULT	AGR1 - AGRICULTURE	\$105,738	\$105,738	0.00%	0.00%	\$0	\$0
US000596	RESIDENTIAL STRUCTURE	RES2 - MANUF HOUSING	\$330,452	\$165,226	0.00%	0.00%	\$0	\$0
US000597	OTHER	COM1 - RETAIL TRADE	\$70,882	\$70,882	0.00%	0.00%	\$0	\$0
US000598	RESIDENTIAL STRUCTURE	RES1 - SINGLE FAMILY DWELLING	\$162,928	\$81,464	0.00%	0.00%	\$0	\$0
US000599	RELIGIOUS	REL1 - CHURCH	\$1,160,731	\$1,160,731	0.00%	0.00%	\$0	\$0
US000600	CHARTER	EDU1 - GRADE SCHOOLS	\$910,061	\$910,061	0.00%	0.00%	\$0	\$0

Hazard Mitigation Plan Update, Pala Band of Mission Indians

US000601	CHARTER	EDU1 - GRADE SCHOOLS	\$499,469	\$499,469	0.00%	0.00%	\$0	\$0
US000602	CONVENT	REL1 - CHURCH	\$638,929	\$638,929	0.00%	0.00%	\$0	\$0
US000603	CHARTER	EDU1 - GRADE SCHOOLS	\$92,555	\$92,555	0.00%	0.00%	\$0	\$0
US000604	CHARTER	EDU1 - GRADE SCHOOLS	\$104,678	\$104,678	0.00%	0.00%	\$0	\$0
US000605	SHED	COM1 - RETAIL TRADE	\$13,475	\$13,475	0.00%	0.00%	\$0	\$0
US000606	SHED	COM1 - RETAIL TRADE	\$31,504	\$31,504	0.00%	0.00%	\$0	\$0
US000607	GAZEBO	COM1 - RETAIL TRADE	\$55,016	\$55,016	0.00%	0.00%	\$0	\$0
US000608	RESIDENTIAL STRUCTURE	RES1 - SINGLE FAMILY DWELLING	\$347,107	\$173,554	0.00%	0.00%	\$0	\$0
US000609	RESIDENTIAL STRUCTURE	RES1 - SINGLE FAMILY DWELLING	\$347,107	\$173,554	0.00%	0.00%	\$0	\$0
US000610	PROFESSIONAL	COM1 - RETAIL TRADE	\$158,743	\$158,743	0.00%	0.00%	\$0	\$0
US000611	RESIDENTIAL STRUCTURE	RES1 - SINGLE FAMILY DWELLING	\$347,107	\$173,554	0.00%	0.00%	\$0	\$0
US000612	RESIDENTIAL STRUCTURE	RES1 - SINGLE FAMILY DWELLING	\$347,107	\$173,554	0.00%	0.00%	\$0	\$0

Hazard Mitigation Plan Update, Pala Band of Mission Indians

US000613	RESIDENTIAL STRUCTURE	RES1 - SINGLE FAMILY DWELLING	\$347,107	\$173,554	0.00%	0.00%	\$0	\$0
US000614	OTHER	COM1 - RETAIL TRADE	\$37,193	\$37,193	0.00%	0.00%	\$0	\$0
US000615	RESIDENTIAL STRUCTURE	RES1 - SINGLE FAMILY DWELLING	\$345,583	\$172,791	0.00%	0.00%	\$0	\$0
US000616	RESIDENTIAL STRUCTURE	RES1 - SINGLE FAMILY DWELLING	\$156,407	\$78,203	0.00%	0.00%	\$0	\$0
US000617	RESIDENTIAL STRUCTURE	RES1 - SINGLE FAMILY DWELLING	\$347,107	\$173,554	0.00%	0.00%	\$0	\$0
US000618	RESIDENTIAL STRUCTURE	RES1 - SINGLE FAMILY DWELLING	\$347,107	\$173,554	0.00%	0.00%	\$0	\$0
US000619	RESIDENTIAL STRUCTURE	RES1 - SINGLE FAMILY DWELLING	\$347,107	\$173,554	0.00%	0.00%	\$0	\$0
US000620	POSTOFFICE	COM1 - RETAIL TRADE	\$155,736	\$155,736	0.00%	0.00%	\$0	\$0
US000621	RESIDENTIAL STRUCTURE	RES1 - SINGLE FAMILY DWELLING	\$347,107	\$173,554	0.00%	0.00%	\$0	\$0
US000622	RESIDENTIAL STRUCTURE	RES1 - SINGLE FAMILY DWELLING	\$347,107	\$173,554	0.00%	0.00%	\$0	\$0
US000623	RESIDENTIAL STRUCTURE	RES1 - SINGLE FAMILY DWELLING	\$359,393	\$179,697	0.00%	0.00%	\$0	\$0
US000624	RESIDENTIAL STRUCTURE	RES1 - SINGLE FAMILY DWELLING	\$347,107	\$173,554	0.00%	0.00%	\$0	\$0

Hazard Mitigation Plan Update, Pala Band of Mission Indians

US000625	RESIDENTIAL STRUCTURE	RES1 - SINGLE FAMILY DWELLING	\$347,107	\$173,554	0.00%	0.00%	\$0	\$0
US000626	RESIDENTIAL STRUCTURE	RES1 - SINGLE FAMILY DWELLING	\$347,107	\$173,554	0.00%	0.00%	\$0	\$0
US000627	RESIDENTIAL STRUCTURE	RES1 - SINGLE FAMILY DWELLING	\$347,107	\$173,554	0.00%	0.00%	\$0	\$0
US000628	RESIDENTIAL STRUCTURE	RES1 - SINGLE FAMILY DWELLING	\$324,839	\$162,420	0.00%	0.00%	\$0	\$0
US000629	LIBRARY	COM8 - ENTERTAINMENT & RECREATION	\$22,030	\$22,030	0.00%	0.00%	\$0	\$0
US000630	LIBRARY	COM8 - ENTERTAINMENT & RECREATION	\$862,886	\$862,886	0.00%	0.00%	\$0	\$0
US000631	RESIDENTIAL STRUCTURE	RES1 - SINGLE FAMILY DWELLING	\$347,107	\$173,554	0.00%	0.00%	\$0	\$0
US000632	RESIDENTIAL STRUCTURE	RES1 - SINGLE FAMILY DWELLING	\$157,477	\$78,739	0.00%	0.00%	\$0	\$0
US000633	RELIGIOUS	REL1 - CHURCH	\$220,777	\$220,777	0.00%	0.00%	\$0	\$0
US000634	RESIDENTIAL STRUCTURE	RES1 - SINGLE FAMILY DWELLING	\$130,537	\$65,269	0.00%	0.00%	\$0	\$0

Hazard Mitigation Plan Update, Pala Band of Mission Indians

US000635	OTHERREC	COM8 - ENTERTAINMENT & RECREATION	\$75,164	\$75,164	5.77%	32.08%	\$4,338	\$24,115
US000636	OTHER	COM1 - RETAIL TRADE	\$228,402	\$228,402	0.00%	0.00%	\$0	\$0
US000637	RESIDENTIAL STRUCTURE	RES1 - SINGLE FAMILY DWELLING	\$435,250	\$217,625	0.00%	0.00%	\$0	\$0
US000638	RESIDENTIAL STRUCTURE	RES1 - SINGLE FAMILY DWELLING	\$435,250	\$217,625	0.00%	0.00%	\$0	\$0
US000639	RESIDENTIAL STRUCTURE	RES1 - SINGLE FAMILY DWELLING	\$379,790	\$189,895	0.00%	0.00%	\$0	\$0
US000640	RESIDENTIAL STRUCTURE	RES1 - SINGLE FAMILY DWELLING	\$182,752	\$91,376	0.00%	0.00%	\$0	\$0
US000641	RESIDENTIAL STRUCTURE	RES2 - MANUF HOUSING	\$39,897	\$19,948	0.00%	0.00%	\$0	\$0
US000642	OTHER	COM2 - WAREHOUSE	\$160,040	\$160,040	0.00%	0.00%	\$0	\$0
US000643	GARAGE	COM10 - PARKING	\$68,946	\$68,946	0.00%	0.00%	\$0	\$0
US000644	RESIDENTIAL STRUCTURE	RES1 - SINGLE FAMILY DWELLING	\$79,285	\$39,642	0.00%	0.00%	\$0	\$0
US000645	SHED	COM1 - RETAIL TRADE	\$46,331	\$46,331	0.00%	0.00%	\$0	\$0

Hazard Mitigation Plan Update, Pala Band of Mission Indians

US000646	SHED	COM1 - RETAIL TRADE	\$103,229	\$103,229	0.00%	0.00%	\$0	\$0
US000647	RESIDENTIAL STRUCTURE	RES1 - SINGLE FAMILY DWELLING	\$132,776	\$66,388	0.00%	0.00%	\$0	\$0
US000648	RESIDENTIAL STRUCTURE	RES1 - SINGLE FAMILY DWELLING	\$142,066	\$71,033	0.00%	0.00%	\$0	\$0
US000649	SHED	COM1 - RETAIL TRADE	\$55,016	\$55,016	0.00%	0.00%	\$0	\$0
US000650	SHED	COM1 - RETAIL TRADE	\$56,898	\$56,898	0.00%	0.00%	\$0	\$0
US000651	SHED	COM1 - RETAIL TRADE	\$68,459	\$68,459	0.00%	0.00%	\$0	\$0
US000652	SHED	COM1 - RETAIL TRADE	\$29,839	\$29,839	0.00%	0.00%	\$0	\$0
US000653	SHED	COM1 - RETAIL TRADE	\$50,917	\$50,917	0.00%	0.00%	\$0	\$0
US000654	SHED	COM1 - RETAIL TRADE	\$33,732	\$33,732	0.00%	0.00%	\$0	\$0
US000655	SHED	COM1 - RETAIL TRADE	\$25,242	\$25,242	0.00%	0.00%	\$0	\$0
US000656	SHED	COM1 - RETAIL TRADE	\$16,958	\$16,958	0.00%	0.00%	\$0	\$0
US000657	SHED	COM1 - RETAIL TRADE	\$30,304	\$30,304	0.00%	0.00%	\$0	\$0

Hazard Mitigation Plan Update, Pala Band of Mission Indians

US000658	SHED	COM1 - RETAIL TRADE	\$28,389	\$28,389	0.00%	0.00%	\$0	\$0
US000659	SHED	COM1 - RETAIL TRADE	\$28,541	\$28,541	0.00%	0.00%	\$0	\$0
US000660	SHED	COM1 - RETAIL TRADE	\$26,821	\$26,821	0.00%	0.00%	\$0	\$0
US000661	SHED	COM1 - RETAIL TRADE	\$31,731	\$31,731	0.00%	0.00%	\$0	\$0
US000662	Mobile Home Park	RES2 - MANUF HOUSING	\$60,769	\$30,385	0.00%	0.00%	\$0	\$0
US000663	Mobile Home Park	RES2 - MANUF HOUSING	\$47,143	\$23,571	0.00%	0.00%	\$0	\$0
US000664	RESIDENTIAL STRUCTURE	RES1 - SINGLE FAMILY DWELLING	\$85,352	\$42,676	0.00%	0.00%	\$0	\$0
US000665	Mobile Home Park	RES2 - MANUF HOUSING	\$96,621	\$48,311	0.00%	0.00%	\$0	\$0
US000666	PATIO	COM1 - RETAIL TRADE	\$82,345	\$82,345	0.00%	0.00%	\$0	\$0
US000667	RESIDENTIAL STRUCTURE	RES1 - SINGLE FAMILY DWELLING	\$206,015	\$103,007	0.00%	0.00%	\$0	\$0
US000668	RESIDENTIAL STRUCTURE	RES1 - SINGLE FAMILY DWELLING	\$183,790	\$91,895	0.00%	0.00%	\$0	\$0
US000669	Mobile Home Park	RES2 - MANUF HOUSING	\$61,072	\$30,536	0.00%	0.00%	\$0	\$0

Hazard Mitigation Plan Update, Pala Band of Mission Indians

US000670	RESIDENTIAL STRUCTURE	RES2 - MANUF HOUSING	\$148,284	\$74,142	0.00%	0.00%	\$0	\$0
US000671	RESIDENTIAL STRUCTURE	RES2 - MANUF HOUSING	\$51,588	\$25,794	0.00%	0.00%	\$0	\$0
US000672	Mobile Home Park	RES2 - MANUF HOUSING	\$87,428	\$43,714	0.00%	0.00%	\$0	\$0
US000673	Mobile Home Park	RES2 - MANUF HOUSING	\$182,503	\$91,252	0.00%	0.00%	\$0	\$0
US000674	Mobile Home Park	RES2 - MANUF HOUSING	\$203,127	\$101,564	0.00%	0.00%	\$0	\$0
US000675	Mobile Home Park	RES2 - MANUF HOUSING	\$86,661	\$43,330	0.00%	0.00%	\$0	\$0
US000676	Mobile Home Park	RES2 - MANUF HOUSING	\$171,018	\$85,509	0.00%	0.00%	\$0	\$0
US000677	Mobile Home Park	RES2 - MANUF HOUSING	\$56,443	\$28,222	0.00%	0.00%	\$0	\$0
US000678	SHED	COM1 - RETAIL TRADE	\$44,644	\$44,644	0.00%	0.00%	\$0	\$0
US000679	GARAGE	COM10 - PARKING	\$297,142	\$297,142	0.00%	0.00%	\$0	\$0
US000680	Mobile Home Park	RES2 - MANUF HOUSING	\$198,077	\$99,038	0.00%	0.00%	\$0	\$0
US000681	STABLE	COM2 - WAREHOUSE	\$511,485	\$511,485	0.00%	0.00%	\$0	\$0

Hazard Mitigation Plan Update, Pala Band of Mission Indians

US000682	STABLE	COM2 - WAREHOUSE	\$260,652	\$260,652	0.00%	0.00%	\$0	\$0
US000683	Mobile Home Park	RES2 - MANUF HOUSING	\$230,197	\$115,099	0.00%	0.00%	\$0	\$0
US000684	RESIDENTIAL STRUCTURE	RES1 - SINGLE FAMILY DWELLING	\$97,778	\$48,889	0.00%	0.00%	\$0	\$0
US000685	RESIDENTIAL STRUCTURE	RES1 - SINGLE FAMILY DWELLING	\$188,516	\$94,258	0.00%	0.00%	\$0	\$0
US000686	RESIDENTIAL STRUCTURE	RES1 - SINGLE FAMILY DWELLING	\$45,358	\$22,679	0.00%	0.00%	\$0	\$0
US000687	RESIDENTIAL STRUCTURE	RES1 - SINGLE FAMILY DWELLING	\$628,449	\$314,224	0.00%	0.00%	\$0	\$0
US000688	GARAGE	COM10 - PARKING	\$97,573	\$97,573	0.00%	0.00%	\$0	\$0
US000689	WATER TREATMENT PLANT	COM1 - RETAIL TRADE	\$55,027	\$55,027	0.00%	0.00%	\$0	\$0
US000690	OTHER	COM1 - RETAIL TRADE	\$100,882	\$100,882	0.00%	0.00%	\$0	\$0
US000691	RESIDENTIAL STRUCTURE	RES1 - SINGLE FAMILY DWELLING	\$293,130	\$146,565	0.00%	0.00%	\$0	\$0
US000692	OTHER	COM2 - WAREHOUSE	\$81,058	\$81,058	0.00%	0.00%	\$0	\$0
US000693	OTHER	COM2 - WAREHOUSE	\$40,859	\$40,859	0.00%	0.00%	\$0	\$0

Hazard Mitigation Plan Update, Pala Band of Mission Indians

US000694	OTHER	COM2 - WAREHOUSE	\$48,062	\$48,062	0.00%	0.00%	\$0	\$0
US000695	OTHER	COM2 - WAREHOUSE	\$38,177	\$38,177	0.00%	0.00%	\$0	\$0
US000696	OTHER	COM2 - WAREHOUSE	\$22,571	\$22,571	0.00%	0.00%	\$0	\$0
US000697	OTHER	COM2 - WAREHOUSE	\$24,128	\$24,128	0.00%	0.00%	\$0	\$0
US000698	OTHER	COM2 - WAREHOUSE	\$24,820	\$24,820	0.00%	0.00%	\$0	\$0
US000699	OTHER	COM2 - WAREHOUSE	\$46,883	\$46,883	0.00%	0.00%	\$0	\$0
US000700	SHED	COM1 - RETAIL TRADE	\$53,469	\$53,469	0.00%	0.00%	\$0	\$0
US000701	SHED	COM1 - RETAIL TRADE	\$32,034	\$32,034	0.00%	0.00%	\$0	\$0
US000702	SHED	COM1 - RETAIL TRADE	\$22,593	\$22,593	0.00%	0.00%	\$0	\$0
US000703	SHED	COM1 - RETAIL TRADE	\$52,117	\$52,117	0.00%	0.00%	\$0	\$0
US000704	RESIDENTIAL STRUCTURE	RES1 - SINGLE FAMILY DWELLING	\$226,055	\$113,028	0.00%	0.00%	\$0	\$0
US000705	SHED	COM1 - RETAIL TRADE	\$175,571	\$175,571	0.00%	0.00%	\$0	\$0

Hazard Mitigation Plan Update, Pala Band of Mission Indians

US000706	GARAGE	COM10 - PARKING	\$106,247	\$106,247	0.00%	0.00%	\$0	\$0
US000707	RESIDENTIAL STRUCTURE	RES1 - SINGLE FAMILY DWELLING	\$378,460	\$189,230	0.00%	0.00%	\$0	\$0
US000708	FIFTHWHEEL	REL1 - CHURCH	\$42,979	\$42,979	0.00%	0.00%	\$0	\$0
US000709	GARAGE	COM10 - PARKING	\$75,175	\$75,175	0.00%	0.00%	\$0	\$0
US000710	OTHER	COM1 - RETAIL TRADE	\$233,377	\$233,377	0.00%	0.00%	\$0	\$0
US000711	SHED	COM1 - RETAIL TRADE	\$47,316	\$47,316	0.00%	0.00%	\$0	\$0
US000712	STORAGECONTAINER	COM2 - WAREHOUSE	\$36,555	\$36,555	0.00%	0.00%	\$0	\$0
US000713	OTHERREC	COM8 - ENTERTAINMENT & RECREATION	\$156,417	\$156,417	0.00%	0.00%	\$0	\$0
US000714	WATER TREATMENT PLANT	COM1 - RETAIL TRADE	\$54,280	\$54,280	0.00%	0.00%	\$0	\$0
US000715	WATER TREATMENT PLANT	COM1 - RETAIL TRADE	\$71,898	\$71,898	0.00%	0.00%	\$0	\$0
US000716	STORAGECONTAINER	COM2 - WAREHOUSE	\$44,601	\$44,601	0.00%	0.00%	\$0	\$0

Hazard Mitigation Plan Update, Pala Band of Mission Indians

US000717	STORAGECONTAINER	COM2 - WAREHOUSE	\$46,342	\$46,342	0.00%	0.00%	\$0	\$0
US000718	STORAGECONTAINER	COM2 - WAREHOUSE	\$53,091	\$53,091	0.00%	0.00%	\$0	\$0
US000719	STORAGECONTAINER	COM2 - WAREHOUSE	\$42,049	\$42,049	0.00%	0.00%	\$0	\$0
US000720	RESIDENTIAL STRUCTURE	RES1 - SINGLE FAMILY DWELLING	\$392,357	\$196,179	0.00%	0.00%	\$0	\$0
US000721	RESIDENTIAL STRUCTURE	RES1 - SINGLE FAMILY DWELLING	\$392,357	\$196,179	0.00%	0.00%	\$0	\$0
US000722	Mobile Home Park	RES2 - MANUF HOUSING	\$80,961	\$40,481	0.00%	0.00%	\$0	\$0
US000723	Mobile Home Park	RES2 - MANUF HOUSING	\$83,427	\$41,713	0.00%	0.00%	\$0	\$0
US000724	Mobile Home Park	RES2 - MANUF HOUSING	\$62,586	\$31,293	0.00%	0.00%	\$0	\$0
US000725	Mobile Home Park	RES2 - MANUF HOUSING	\$49,598	\$24,799	0.00%	0.00%	\$0	\$0
US000726	Mobile Home Park	RES2 - MANUF HOUSING	\$51,782	\$25,891	0.00%	0.00%	\$0	\$0
US000727	Mobile Home Park	RES2 - MANUF HOUSING	\$22,311	\$11,156	0.00%	0.00%	\$0	\$0
US000728	RESIDENTIAL STRUCTURE	RES1 - SINGLE FAMILY DWELLING	\$120,663	\$60,331	0.00%	0.00%	\$0	\$0

Hazard Mitigation Plan Update, Pala Band of Mission Indians

US000729	SHED	COM1 - RETAIL TRADE	\$38,523	\$38,523	0.00%	0.00%	\$0	\$0
US000730	SHED	COM1 - RETAIL TRADE	\$29,157	\$29,157	0.00%	0.00%	\$0	\$0
US000731	OTHER	COM1 - RETAIL TRADE	\$91,787	\$91,787	0.00%	0.00%	\$0	\$0
US000732	OTHER	COM1 - RETAIL TRADE	\$221,783	\$221,783	0.00%	0.00%	\$0	\$0
US000733	OTHER	COM1 - RETAIL TRADE	\$51,285	\$51,285	15.29%	51.03%	\$7,841	\$26,170
US000734	Mobile Home Park	RES2 - MANUF HOUSING	\$199,212	\$99,606	0.00%	0.00%	\$0	\$0
US000735	Mobile Home Park	RES2 - MANUF HOUSING	\$33,927	\$16,963	0.00%	0.00%	\$0	\$0
US000736	SHED	COM1 - RETAIL TRADE	\$30,325	\$30,325	0.00%	0.00%	\$0	\$0
US000737	Mobile Home Park	RES2 - MANUF HOUSING	\$25,188	\$12,594	0.00%	0.00%	\$0	\$0
US000738	Mobile Home Park	RES2 - MANUF HOUSING	\$121,009	\$60,505	0.00%	0.00%	\$0	\$0
US000739	Mobile Home Park	RES2 - MANUF HOUSING	\$31,407	\$15,703	0.00%	0.00%	\$0	\$0
US000740	Mobile Home Park	RES2 - MANUF HOUSING	\$74,256	\$37,128	0.00%	0.00%	\$0	\$0

Hazard Mitigation Plan Update, Pala Band of Mission Indians

US000741	SHED	COM1 - RETAIL TRADE	\$50,538	\$50,538	0.00%	0.00%	\$0	\$0
US000742	GARAGE	COM10 - PARKING	\$180,102	\$180,102	0.00%	0.00%	\$0	\$0
US000743	GARAGE	COM10 - PARKING	\$98,503	\$98,503	0.00%	0.00%	\$0	\$0
US000744	GARAGE	COM10 - PARKING	\$114,542	\$114,542	0.00%	0.00%	\$0	\$0
US000745	GARAGE	COM10 - PARKING	\$60,294	\$60,294	0.00%	0.00%	\$0	\$0
US000746	STORAGECONTAINER	COM2 - WAREHOUSE	\$96,838	\$96,838	0.00%	0.00%	\$0	\$0
US000747	STORAGECONTAINER	COM2 - WAREHOUSE	\$26,702	\$26,702	0.00%	0.00%	\$0	\$0
US000748	STORAGECONTAINER	COM2 - WAREHOUSE	\$25,112	\$25,112	0.00%	0.00%	\$0	\$0
US000749	SHED	COM1 - RETAIL TRADE	\$44,039	\$44,039	0.00%	0.00%	\$0	\$0
US000750	Mobile Home Park	RES2 - MANUF HOUSING	\$46,094	\$23,047	0.00%	0.00%	\$0	\$0
US000751	SHED	COM1 - RETAIL TRADE	\$72,947	\$72,947	0.00%	0.00%	\$0	\$0
US000752	SHED	COM1 - RETAIL TRADE	\$20,311	\$20,311	0.00%	0.00%	\$0	\$0

Hazard Mitigation Plan Update, Pala Band of Mission Indians

US000753	BARN	COM2 - WAREHOUSE	\$105,079	\$105,079	0.00%	0.00%	\$0	\$0
US000754	STORAGECONTAINER	COM2 - WAREHOUSE	\$102,883	\$102,883	0.00%	0.00%	\$0	\$0
US000755	SHED	COM1 - RETAIL TRADE	\$29,990	\$29,990	0.00%	0.00%	\$0	\$0
US000756	RESIDENTIAL STRUCTURE	RES1 - SINGLE FAMILY DWELLING	\$219,069	\$109,534	0.00%	0.00%	\$0	\$0
US000757	RESIDENTIAL STRUCTURE	RES1 - SINGLE FAMILY DWELLING	\$460,924	\$230,462	0.00%	0.00%	\$0	\$0
US000758	SHED	COM1 - RETAIL TRADE	\$92,447	\$92,447	0.00%	0.00%	\$0	\$0
US000759	STORAGECONTAINER	COM2 - WAREHOUSE	\$189,133	\$189,133	0.00%	0.00%	\$0	\$0
US000760	SHED	COM1 - RETAIL TRADE	\$37,463	\$37,463	0.00%	0.00%	\$0	\$0
US000761	SHED	COM1 - RETAIL TRADE	\$69,724	\$69,724	0.00%	0.00%	\$0	\$0
US000762	SHED	COM1 - RETAIL TRADE	\$31,720	\$31,720	0.00%	0.00%	\$0	\$0
US000763	STORAGECONTAINER	COM2 - WAREHOUSE	\$44,277	\$44,277	0.00%	0.00%	\$0	\$0
US000764	STORAGECONTAINER	COM2 - WAREHOUSE	\$33,364	\$33,364	0.00%	0.00%	\$0	\$0

Hazard Mitigation Plan Update, Pala Band of Mission Indians

US000765	STORAGECONTAINER	COM2 - WAREHOUSE	\$31,980	\$31,980	0.00%	0.00%	\$0	\$0
US000766	RESIDENTIAL STRUCTURE	RES1 - SINGLE FAMILY DWELLING	\$225,352	\$112,676	0.00%	0.00%	\$0	\$0
US000767	RACETRACK	COM8 - ENTERTAINMENT & RECREATION	\$652,123	\$652,123	0.00%	0.00%	\$0	\$0
US000768	RACETRACK	COM8 - ENTERTAINMENT & RECREATION	\$166,713	\$166,713	0.00%	0.00%	\$0	\$0
US000769	RACETRACK	COM8 - ENTERTAINMENT & RECREATION	\$75,208	\$75,208	0.00%	0.00%	\$0	\$0
US000770	RACETRACK	COM8 - ENTERTAINMENT & RECREATION	\$75,208	\$75,208	0.00%	0.00%	\$0	\$0
US000771	RACETRACK	COM8 - ENTERTAINMENT & RECREATION	\$384,873	\$384,873	0.00%	0.00%	\$0	\$0
US000772	GRANDSTAND	COM8 - ENTERTAINMENT & RECREATION	\$367,148	\$367,148	11.88%	62.88%	\$43,599	\$230,850
US000773	INDUSTRIAL	IND2 - LIGHT INDUSTRY	\$29,579	\$44,369	0.00%	0.00%	\$0	\$0

Hazard Mitigation Plan Update, Pala Band of Mission Indians

500-year flood event derived from Hazus generated flood depths

ID	Name	Occupancy Type	Building Cost	Content Cost	Building Damage Percentage	Contents Damage Percentage	Buildin g Loss	Content Loss
US000001	RESIDENTIAL STRUCTURE	RES2 - MANUF HOUSING	\$101,261	\$50,630	0.00%	0.00%	\$0	\$0
US000002	RESIDENTIAL STRUCTURE	RES2 - MANUF HOUSING	\$101,510	\$50,755	0.00%	0.00%	\$0	\$0
US000003	RESIDENTIAL STRUCTURE	RES2 - MANUF HOUSING	\$109,513	\$54,756	0.00%	0.00%	\$0	\$0
US000004	RESIDENTIAL STRUCTURE	RES2 - MANUF HOUSING	\$103,878	\$51,939	0.00%	0.00%	\$0	\$0
US000005	RESIDENTIAL STRUCTURE	RES2 - MANUF HOUSING	\$89,948	\$44,974	0.00%	0.00%	\$0	\$0
US000006	RESIDENTIAL STRUCTURE	RES2 - MANUF HOUSING	\$193,567	\$96,783	0.00%	0.00%	\$0	\$0
US000007	RESIDENTIAL STRUCTURE	RES1 - SINGLE FAMILY DWELLING	\$171,926	\$85,963	0.00%	0.00%	\$0	\$0
US000008	RESIDENTIAL STRUCTURE	RES1 - SINGLE FAMILY DWELLING	\$222,886	\$111,443	0.00%	0.00%	\$0	\$0

Hazard Mitigation Plan Update, Pala Band of Mission Indians

US000009	RESIDENTIAL STRUCTURE	RES2 - MANUF HOUSING	\$101,228	\$50,614	0.00%	0.00%	\$0	\$0
US000010	RESIDENTIAL STRUCTURE	RES1 - SINGLE FAMILY DWELLING	\$236,978	\$118,489	0.00%	0.00%	\$0	\$0
US000011	RESIDENTIAL STRUCTURE	RES2 - MANUF HOUSING	\$79,912	\$39,956	0.00%	0.00%	\$0	\$0
US000012	RESIDENTIAL STRUCTURE	RES1 - SINGLE FAMILY DWELLING	\$270,224	\$135,112	0.00%	0.00%	\$0	\$0
US000013	RESIDENTIAL STRUCTURE	RES1 - SINGLE FAMILY DWELLING	\$137,697	\$68,848	0.00%	0.00%	\$0	\$0
US000014	RESIDENTIAL STRUCTURE	RES1 - SINGLE FAMILY DWELLING	\$227,407	\$113,704	0.00%	0.00%	\$0	\$0
US000015	RESIDENTIAL STRUCTURE	RES1 - SINGLE FAMILY DWELLING	\$173,527	\$86,763	0.00%	0.00%	\$0	\$0
US000016	RESIDENTIAL STRUCTURE	RES1 - SINGLE FAMILY DWELLING	\$223,405	\$111,703	0.00%	0.00%	\$0	\$0
US000017	RESIDENTIAL STRUCTURE	RES1 - SINGLE FAMILY DWELLING	\$267,585	\$133,792	0.00%	0.00%	\$0	\$0
US000018	RESIDENTIAL STRUCTURE	RES1 - SINGLE FAMILY DWELLING	\$326,159	\$163,079	0.00%	0.00%	\$0	\$0
US000019	RESIDENTIAL STRUCTURE	RES1 - SINGLE FAMILY DWELLING	\$267,585	\$133,792	0.00%	0.00%	\$0	\$0
US000020	RESIDENTIAL STRUCTURE	RES1 - SINGLE FAMILY DWELLING	\$267,585	\$133,792	0.00%	0.00%	\$0	\$0

Hazard Mitigation Plan Update, Pala Band of Mission Indians

US000021	RESIDENTIAL STRUCTURE	RES1 - SINGLE FAMILY DWELLING	\$267,585	\$133,792	0.00%	0.00%	\$0	\$0
US000022	RESIDENTIAL STRUCTURE	RES1 - SINGLE FAMILY DWELLING	\$267,585	\$133,792	0.00%	0.00%	\$0	\$0
US000023	RESIDENTIAL STRUCTURE	RES1 - SINGLE FAMILY DWELLING	\$446,346	\$223,173	0.00%	0.00%	\$0	\$0
US000024	RESIDENTIAL STRUCTURE	RES1 - SINGLE FAMILY DWELLING	\$267,585	\$133,792	0.00%	0.00%	\$0	\$0
US000025	RESIDENTIAL STRUCTURE	RES1 - SINGLE FAMILY DWELLING	\$267,585	\$133,792	0.00%	0.00%	\$0	\$0
US000026	RESIDENTIAL STRUCTURE	RES1 - SINGLE FAMILY DWELLING	\$267,585	\$133,792	0.00%	0.00%	\$0	\$0
US000027	RESIDENTIAL STRUCTURE	RES1 - SINGLE FAMILY DWELLING	\$370,122	\$185,061	0.00%	0.00%	\$0	\$0
US000028	RESIDENTIAL STRUCTURE	RES1 - SINGLE FAMILY DWELLING	\$328,105	\$164,053	0.00%	0.00%	\$0	\$0
US000029	RESIDENTIAL STRUCTURE	RES1 - SINGLE FAMILY DWELLING	\$273,154	\$136,577	0.00%	0.00%	\$0	\$0
US000030	RESIDENTIAL STRUCTURE	RES1 - SINGLE FAMILY DWELLING	\$319,421	\$159,711	0.00%	0.00%	\$0	\$0
US000031	RESIDENTIAL STRUCTURE	RES1 - SINGLE FAMILY DWELLING	\$325,964	\$162,982	0.00%	0.00%	\$0	\$0
US000032	RESIDENTIAL STRUCTURE	RES1 - SINGLE FAMILY DWELLING	\$272,862	\$136,431	0.00%	0.00%	\$0	\$0

Hazard Mitigation Plan Update, Pala Band of Mission Indians

US000033	RESIDENTIAL STRUCTURE	RES1 - SINGLE FAMILY DWELLING	\$458,697	\$229,348	0.00%	0.00%	\$0	\$0
US000034	RESIDENTIAL STRUCTURE	RES1 - SINGLE FAMILY DWELLING	\$360,010	\$180,005	0.00%	0.00%	\$0	\$0
US000035	RESIDENTIAL STRUCTURE	RES1 - SINGLE FAMILY DWELLING	\$324,201	\$162,101	0.00%	0.00%	\$0	\$0
US000036	RESIDENTIAL STRUCTURE	RES1 - SINGLE FAMILY DWELLING	\$326,191	\$163,096	0.00%	0.00%	\$0	\$0
US000037	RESIDENTIAL STRUCTURE	RES1 - SINGLE FAMILY DWELLING	\$276,442	\$138,221	0.00%	0.00%	\$0	\$0
US000038	RESIDENTIAL STRUCTURE	RES1 - SINGLE FAMILY DWELLING	\$323,574	\$161,787	0.00%	0.00%	\$0	\$0
US000039	RESIDENTIAL STRUCTURE	RES1 - SINGLE FAMILY DWELLING	\$246,495	\$123,248	0.00%	0.00%	\$0	\$0
US000040	RESIDENTIAL STRUCTURE	RES1 - SINGLE FAMILY DWELLING	\$312,424	\$156,212	0.00%	0.00%	\$0	\$0
US000041	RESIDENTIAL STRUCTURE	RES1 - SINGLE FAMILY DWELLING	\$262,934	\$131,467	0.00%	0.00%	\$0	\$0
US000042	RESIDENTIAL STRUCTURE	RES1 - SINGLE FAMILY DWELLING	\$296,926	\$148,463	0.00%	0.00%	\$0	\$0
US000043	RESIDENTIAL STRUCTURE	RES1 - SINGLE FAMILY DWELLING	\$415,599	\$207,799	0.00%	0.00%	\$0	\$0
US000044	RESIDENTIAL STRUCTURE	RES1 - SINGLE FAMILY DWELLING	\$289,334	\$144,667	0.00%	0.00%	\$0	\$0

Hazard Mitigation Plan Update, Pala Band of Mission Indians

US000045	RESIDENTIAL STRUCTURE	RES1 - SINGLE FAMILY DWELLING	\$289,334	\$144,667	0.00%	0.00%	\$0	\$0
US000046	RESIDENTIAL STRUCTURE	RES1 - SINGLE FAMILY DWELLING	\$310,401	\$155,201	0.00%	0.00%	\$0	\$0
US000047	RESIDENTIAL STRUCTURE	RES1 - SINGLE FAMILY DWELLING	\$212,558	\$106,279	0.00%	0.00%	\$0	\$0
US000048	RESIDENTIAL STRUCTURE	RES1 - SINGLE FAMILY DWELLING	\$291,118	\$145,559	0.00%	0.00%	\$0	\$0
US000049	RESIDENTIAL STRUCTURE	RES1 - SINGLE FAMILY DWELLING	\$117,743	\$58,871	0.00%	0.00%	\$0	\$0
US000050	RESIDENTIAL STRUCTURE	RES1 - SINGLE FAMILY DWELLING	\$504,055	\$252,027	0.00%	0.00%	\$0	\$0
US000051	RESIDENTIAL STRUCTURE	RES1 - SINGLE FAMILY DWELLING	\$251,146	\$125,573	0.00%	0.00%	\$0	\$0
US000052	RESIDENTIAL STRUCTURE	RES1 - SINGLE FAMILY DWELLING	\$182,244	\$91,122	0.00%	0.00%	\$0	\$0
US000053	RESIDENTIAL STRUCTURE	RES1 - SINGLE FAMILY DWELLING	\$187,565	\$93,782	0.00%	0.00%	\$0	\$0
US000054	RESIDENTIAL STRUCTURE	RES1 - SINGLE FAMILY DWELLING	\$198,390	\$99,195	0.00%	0.00%	\$0	\$0
US000055	OTHER	COM1 – RETAIL TRADE	\$156,861	\$156,861	0.00%	0.00%	\$0	\$0
US000056	RESIDENTIAL STRUCTURE	RES1 - SINGLE FAMILY DWELLING	\$160,213	\$80,107	0.00%	0.00%	\$0	\$0

Hazard Mitigation Plan Update, Pala Band of Mission Indians

US000057	RESIDENTIAL STRUCTURE	RES1 - SINGLE FAMILY DWELLING	\$176,133	\$88,067	0.00%	0.00%	\$0	\$0
US000058	RESIDENTIAL STRUCTURE	RES1 - SINGLE FAMILY DWELLING	\$292,416	\$146,208	0.00%	0.00%	\$0	\$0
US000059	RESIDENTIAL STRUCTURE	RES1 - SINGLE FAMILY DWELLING	\$136,972	\$68,486	0.00%	0.00%	\$0	\$0
US000060	RESIDENTIAL STRUCTURE	RES1 - SINGLE FAMILY DWELLING	\$120,890	\$60,445	0.00%	0.00%	\$0	\$0
US000061	RESIDENTIAL STRUCTURE	RES1 - SINGLE FAMILY DWELLING	\$119,041	\$59,520	0.00%	0.00%	\$0	\$0
US000062	RESIDENTIAL STRUCTURE	RES1 - SINGLE FAMILY DWELLING	\$219,134	\$109,567	0.00%	0.00%	\$0	\$0
US000063	RESIDENTIAL STRUCTURE	RES1 - SINGLE FAMILY DWELLING	\$117,007	\$58,504	0.00%	0.00%	\$0	\$0
US000064	RESIDENTIAL STRUCTURE	RES1 - SINGLE FAMILY DWELLING	\$224,087	\$112,043	0.00%	0.00%	\$0	\$0
US000065	RESIDENTIAL STRUCTURE	RES1 - SINGLE FAMILY DWELLING	\$302,171	\$151,086	0.00%	0.00%	\$0	\$0
US000066	RESIDENTIAL STRUCTURE	RES2 - MANUF HOUSING	\$72,947	\$36,474	0.00%	0.00%	\$0	\$0
US000067	RESIDENTIAL STRUCTURE	RES2 - MANUF HOUSING	\$64,371	\$32,185	0.00%	0.00%	\$0	\$0
US000068	RESIDENTIAL STRUCTURE	RES2 - MANUF HOUSING	\$120,144	\$60,072	0.00%	0.00%	\$0	\$0

Hazard Mitigation Plan Update, Pala Band of Mission Indians

US000069	RESIDENTIAL STRUCTURE	RES1 - SINGLE FAMILY DWELLING	\$156,688	\$78,344	0.00%	0.00%	\$0	\$0
US000070	RESIDENTIAL STRUCTURE	RES1 - SINGLE FAMILY DWELLING	\$304,561	\$152,281	0.00%	0.00%	\$0	\$0
US000071	GARAGE	COM10 - PARKING	\$205,182	\$205,182	0.00%	0.00%	\$0	\$0
US000072	RESIDENTIAL STRUCTURE	RES1 - SINGLE FAMILY DWELLING	\$278,194	\$139,097	0.00%	0.00%	\$0	\$0
US000073	RESIDENTIAL STRUCTURE	RES1 - SINGLE FAMILY DWELLING	\$254,250	\$127,125	0.00%	0.00%	\$0	\$0
US000074	RESIDENTIAL STRUCTURE	RES1 - SINGLE FAMILY DWELLING	\$141,103	\$70,552	0.00%	0.00%	\$0	\$0
US000075	RESIDENTIAL STRUCTURE	RES1 - SINGLE FAMILY DWELLING	\$445,957	\$222,978	0.00%	0.00%	\$0	\$0
US000076	RESIDENTIAL STRUCTURE	RES1 - SINGLE FAMILY DWELLING	\$410,245	\$205,123	0.00%	0.00%	\$0	\$0
US000077	RESIDENTIAL STRUCTURE	RES1 - SINGLE FAMILY DWELLING	\$148,209	\$74,104	0.00%	0.00%	\$0	\$0
US000078	RESIDENTIAL STRUCTURE	RES1 - SINGLE FAMILY DWELLING	\$175,430	\$87,715	0.00%	0.00%	\$0	\$0
US000079	RESIDENTIAL STRUCTURE	RES1 - SINGLE FAMILY DWELLING	\$200,142	\$100,071	0.00%	0.00%	\$0	\$0
US000080	RESIDENTIAL STRUCTURE	RES1 - SINGLE FAMILY DWELLING	\$306,486	\$153,243	0.00%	0.00%	\$0	\$0

Hazard Mitigation Plan Update, Pala Band of Mission Indians

US000081	RESIDENTIAL STRUCTURE	RES1 - SINGLE FAMILY DWELLING	\$241,218	\$120,609	0.00%	0.00%	\$0	\$0
US000082	RESIDENTIAL STRUCTURE	RES1 - SINGLE FAMILY DWELLING	\$144,597	\$72,298	0.00%	0.00%	\$0	\$0
US000083	RESIDENTIAL STRUCTURE	RES1 - SINGLE FAMILY DWELLING	\$167,200	\$83,600	0.00%	0.00%	\$0	\$0
US000084	POLICE	COM1 – RETAIL TRADE	\$202,338	\$202,338	0.00%	0.00%	\$0	\$0
US000085	RESIDENTIAL STRUCTURE	RES1 - SINGLE FAMILY DWELLING	\$328,105	\$164,053	0.00%	0.00%	\$0	\$0
US000086	RESIDENTIAL STRUCTURE	RES1 - SINGLE FAMILY DWELLING	\$328,105	\$164,053	0.00%	0.00%	\$0	\$0
US000087	RESIDENTIAL STRUCTURE	RES1 - SINGLE FAMILY DWELLING	\$273,165	\$136,583	0.00%	0.00%	\$0	\$0
US000088	RESIDENTIAL STRUCTURE	RES1 - SINGLE FAMILY DWELLING	\$303,426	\$151,713	0.00%	0.00%	\$0	\$0
US000089	RESIDENTIAL STRUCTURE	RES1 - SINGLE FAMILY DWELLING	\$328,116	\$164,058	0.00%	0.00%	\$0	\$0
US000090	RESIDENTIAL STRUCTURE	RES2 - MANUF HOUSING	\$87,926	\$43,963	0.00%	0.00%	\$0	\$0
US000091	RESIDENTIAL STRUCTURE	RES1 - SINGLE FAMILY DWELLING	\$328,105	\$164,053	0.00%	0.00%	\$0	\$0
US000092	RESIDENTIAL STRUCTURE	RES1 - SINGLE FAMILY DWELLING	\$493,056	\$246,528	0.00%	0.00%	\$0	\$0

Hazard Mitigation Plan Update, Pala Band of Mission Indians

US000093	ALTERNATIVE	EDU1 – GRADE SCHOOLS	\$485,994	\$485,994	0.00%	0.00%	\$0	\$0
US000094	RESIDENTIAL STRUCTURE	RES1 - SINGLE FAMILY DWELLING	\$303,426	\$151,713	0.00%	0.00%	\$0	\$0
US000095	RESIDENTIAL STRUCTURE	RES1 - SINGLE FAMILY DWELLING	\$339,732	\$169,866	0.00%	0.00%	\$0	\$0
US000096	RESIDENTIAL STRUCTURE	RES1 - SINGLE FAMILY DWELLING	\$273,154	\$136,577	0.00%	0.00%	\$0	\$0
US000097	RESIDENTIAL STRUCTURE	RES1 - SINGLE FAMILY DWELLING	\$319,421	\$159,711	0.00%	0.00%	\$0	\$0
US000098	RESIDENTIAL STRUCTURE	RES1 - SINGLE FAMILY DWELLING	\$324,969	\$162,485	0.00%	0.00%	\$0	\$0
US000099	RESIDENTIAL STRUCTURE	RES1 - SINGLE FAMILY DWELLING	\$328,116	\$164,058	0.00%	0.00%	\$0	\$0
US000100	RESIDENTIAL STRUCTURE	RES1 - SINGLE FAMILY DWELLING	\$82,508	\$41,254	34.89%	38.89%	\$28,790	\$16,045
US000101	RESIDENTIAL STRUCTURE	RES1 - SINGLE FAMILY DWELLING	\$324,969	\$162,485	0.00%	0.00%	\$0	\$0
US000102	RESIDENTIAL STRUCTURE	RES1 - SINGLE FAMILY DWELLING	\$293,811	\$146,906	0.00%	0.00%	\$0	\$0
US000103	RESIDENTIAL STRUCTURE	RES1 - SINGLE FAMILY DWELLING	\$288,436	\$144,218	0.00%	0.00%	\$0	\$0

Hazard Mitigation Plan Update, Pala Band of Mission Indians

US000104	RESIDENTIAL STRUCTURE	RES1 - SINGLE FAMILY DWELLING	\$191,750	\$95,875	0.00%	0.00%	\$0	\$0
US000105	RESIDENTIAL STRUCTURE	RES1 - SINGLE FAMILY DWELLING	\$275,317	\$137,659	0.00%	0.00%	\$0	\$0
US000106	RESIDENTIAL STRUCTURE	RES1 - SINGLE FAMILY DWELLING	\$213,737	\$106,868	0.00%	0.00%	\$0	\$0
US000107	RESIDENTIAL STRUCTURE	RES1 - SINGLE FAMILY DWELLING	\$238,784	\$119,392	0.00%	0.00%	\$0	\$0
US000108	RESIDENTIAL STRUCTURE	RES1 - SINGLE FAMILY DWELLING	\$348,730	\$174,365	0.00%	0.00%	\$0	\$0
US000109	RESIDENTIAL STRUCTURE	RES1 - SINGLE FAMILY DWELLING	\$236,762	\$118,381	0.00%	0.00%	\$0	\$0
US000110	RESIDENTIAL STRUCTURE	RES1 - SINGLE FAMILY DWELLING	\$376,643	\$188,322	0.00%	0.00%	\$0	\$0
US000111	RESIDENTIAL STRUCTURE	RES1 - SINGLE FAMILY DWELLING	\$274,139	\$137,069	0.00%	0.00%	\$0	\$0
US000112	RESIDENTIAL STRUCTURE	RES1 - SINGLE FAMILY DWELLING	\$207,529	\$103,765	0.00%	0.00%	\$0	\$0
US000113	RESIDENTIAL STRUCTURE	RES1 - SINGLE FAMILY DWELLING	\$175,744	\$87,872	0.00%	0.00%	\$0	\$0
US000114	RESIDENTIAL STRUCTURE	RES1 - SINGLE FAMILY DWELLING	\$271,489	\$135,744	0.00%	0.00%	\$0	\$0
US000115	RESIDENTIAL STRUCTURE	RES1 - SINGLE FAMILY DWELLING	\$340,110	\$170,055	0.00%	0.00%	\$0	\$0

Hazard Mitigation Plan Update, Pala Band of Mission Indians

US000116	RESIDENTIAL STRUCTURE	RES1 - SINGLE FAMILY DWELLING	\$83,330	\$41,665	0.00%	0.00%	\$0	\$0
US000117	RESIDENTIAL STRUCTURE	RES1 - SINGLE FAMILY DWELLING	\$217,792	\$108,896	0.00%	0.00%	\$0	\$0
US000118	RESIDENTIAL STRUCTURE	RES1 - SINGLE FAMILY DWELLING	\$240,396	\$120,198	0.00%	0.00%	\$0	\$0
US000119	RESIDENTIAL STRUCTURE	RES1 - SINGLE FAMILY DWELLING	\$236,059	\$118,030	0.00%	0.00%	\$0	\$0
US000120	RESIDENTIAL STRUCTURE	RES1 - SINGLE FAMILY DWELLING	\$108,215	\$54,107	0.00%	0.00%	\$0	\$0
US000121	RESIDENTIAL STRUCTURE	RES1 - SINGLE FAMILY DWELLING	\$229,862	\$114,931	0.00%	0.00%	\$0	\$0
US000122	RESIDENTIAL STRUCTURE	RES2 - MANUF HOUSING	\$240,212	\$120,106	0.00%	0.00%	\$0	\$0
US000123	RESIDENTIAL STRUCTURE	RES2 - MANUF HOUSING	\$138,118	\$69,059	0.00%	0.00%	\$0	\$0
US000124	RESIDENTIAL STRUCTURE	RES2 - MANUF HOUSING	\$107,371	\$53,686	0.00%	0.00%	\$0	\$0
US000125	RESIDENTIAL STRUCTURE	RES2 - MANUF HOUSING	\$96,286	\$48,143	0.00%	0.00%	\$0	\$0
US000126	RESIDENTIAL STRUCTURE	RES2 - MANUF HOUSING	\$109,469	\$54,735	0.00%	0.00%	\$0	\$0
US000127	RESIDENTIAL STRUCTURE	RES2 - MANUF HOUSING	\$149,744	\$74,872	0.00%	0.00%	\$0	\$0

Hazard Mitigation Plan Update, Pala Band of Mission Indians

US000128	RESIDENTIAL STRUCTURE	RES2 - MANUF HOUSING	\$117,613	\$58,807	0.00%	0.00%	\$0	\$0
US000129	RESIDENTIAL STRUCTURE	RES2 - MANUF HOUSING	\$120,393	\$60,196	0.00%	0.00%	\$0	\$0
US000130	RESIDENTIAL STRUCTURE	RES1 - SINGLE FAMILY DWELLING	\$145,710	\$72,855	0.00%	0.00%	\$0	\$0
US000131	WATER TREATMENT PLANT	COM1 – RETAIL TRADE	\$89,332	\$89,332	0.00%	0.00%	\$0	\$0
US000132	RESIDENTIAL STRUCTURE	RES1 - SINGLE FAMILY DWELLING	\$175,863	\$87,931	0.00%	0.00%	\$0	\$0
US000133	RESIDENTIAL STRUCTURE	RES1 - SINGLE FAMILY DWELLING	\$258,965	\$129,483	0.00%	0.00%	\$0	\$0
US000134	RESIDENTIAL STRUCTURE	RES1 - SINGLE FAMILY DWELLING	\$114,098	\$57,049	0.00%	0.00%	\$0	\$0
US000135	RESIDENTIAL STRUCTURE	RES1 - SINGLE FAMILY DWELLING	\$523,738	\$261,869	0.00%	0.00%	\$0	\$0
US000136	RESIDENTIAL STRUCTURE	RES2 - MANUF HOUSING	\$93,485	\$46,742	0.00%	0.00%	\$0	\$0
US000137	RESIDENTIAL STRUCTURE	RES2 - MANUF HOUSING	\$135,772	\$67,886	0.00%	0.00%	\$0	\$0
US000138	RESIDENTIAL STRUCTURE	RES2 - MANUF HOUSING	\$99,703	\$49,852	0.00%	0.00%	\$0	\$0
US000139	RESIDENTIAL STRUCTURE	RES1 - SINGLE FAMILY DWELLING	\$292,286	\$146,143	0.00%	0.00%	\$0	\$0

Hazard Mitigation Plan Update, Pala Band of Mission Indians

US000140	RESIDENTIAL STRUCTURE	RES1 - SINGLE FAMILY DWELLING	\$205,993	\$102,997	0.00%	0.00%	\$0	\$0
US000141	RESIDENTIAL STRUCTURE	RES1 - SINGLE FAMILY DWELLING	\$94,004	\$47,002	0.00%	0.00%	\$0	\$0
US000142	RESIDENTIAL STRUCTURE	RES1 - SINGLE FAMILY DWELLING	\$83,978	\$41,989	0.00%	0.00%	\$0	\$0
US000143	RESIDENTIAL STRUCTURE	RES2 - MANUF HOUSING	\$83,881	\$41,941	0.00%	0.00%	\$0	\$0
US000144	RESIDENTIAL STRUCTURE	RES1 - SINGLE FAMILY DWELLING	\$231,441	\$115,721	0.00%	0.00%	\$0	\$0
US000145	AGRICULT	AGR1 – AGRICULTURE	\$175,646	\$175,646	0.00%	0.00%	\$0	\$0
US000146	RESIDENTIAL STRUCTURE	RES1 - SINGLE FAMILY DWELLING	\$149,409	\$74,705	0.00%	0.00%	\$0	\$0
US000147	OTHER	COM1 – RETAIL TRADE	\$138,843	\$138,843	0.00%	0.00%	\$0	\$0
US000148	OTHER	COM1 – RETAIL TRADE	\$195,578	\$195,578	0.00%	0.00%	\$0	\$0
US000149	OTHER	COM1 – RETAIL TRADE	\$70,838	\$70,838	0.00%	0.00%	\$0	\$0
US000150	OTHER	COM1 – RETAIL TRADE	\$105,435	\$105,435	0.00%	0.00%	\$0	\$0

Hazard Mitigation Plan Update, Pala Band of Mission Indians

US000151	RECYCLE	COM2 - WAREHOUSE	\$1,144,627	\$1,144,627	5.13%	16.48%	\$58,739	\$188,670
US000152	RESIDENTIAL STRUCTURE	RES1 - SINGLE FAMILY DWELLING	\$207,075	\$103,537	31.51%	35.45%	\$65,248	\$36,709
US000153	RESIDENTIAL STRUCTURE	RES1 - SINGLE FAMILY DWELLING	\$199,645	\$99,822	8.42%	10.50%	\$16,802	\$10,480
US000154	RESIDENTIAL STRUCTURE	RES2 - MANUF HOUSING	\$182,665	\$91,333	0.00%	0.00%	\$0	\$0
US000155	RESIDENTIAL STRUCTURE	RES2 - MANUF HOUSING	\$91,744	\$45,872	0.00%	0.00%	\$0	\$0
US000156	RESIDENTIAL STRUCTURE	RES2 - MANUF HOUSING	\$198,877	\$99,439	0.00%	0.00%	\$0	\$0
US000157	RESIDENTIAL STRUCTURE	RES1 - SINGLE FAMILY DWELLING	\$151,907	\$75,954	0.00%	0.00%	\$0	\$0
US000158	RESIDENTIAL STRUCTURE	RES2 - MANUF HOUSING	\$191,674	\$95,837	0.00%	0.00%	\$0	\$0
US000159	RESIDENTIAL STRUCTURE	RES2 - MANUF HOUSING	\$190,409	\$95,204	0.00%	0.00%	\$0	\$0
US000160	RESIDENTIAL STRUCTURE	RES2 - MANUF HOUSING	\$82,162	\$41,081	0.00%	0.00%	\$0	\$0

Hazard Mitigation Plan Update, Pala Band of Mission Indians

US000161	WAREHOUSE	COM2 - WAREHOUSE	\$4,193,657	\$4,193,657	0.00%	0.00%	\$0	\$0
US000162	RESIDENTIAL STRUCTURE	RES1 - SINGLE FAMILY DWELLING	\$347,107	\$173,554	0.00%	0.00%	\$0	\$0
US000163	RESIDENTIAL STRUCTURE	RES1 - SINGLE FAMILY DWELLING	\$324,969	\$162,485	0.00%	0.00%	\$0	\$0
US000164	RESIDENTIAL STRUCTURE	RES2 - MANUF HOUSING	\$169,601	\$84,800	0.20%	0.05%	\$335	\$46
US000165	RESIDENTIAL STRUCTURE	RES1 - SINGLE FAMILY DWELLING	\$257,862	\$128,931	0.00%	0.00%	\$0	\$0
US000166	RESIDENTIAL STRUCTURE	RES1 - SINGLE FAMILY DWELLING	\$204,025	\$102,012	0.00%	0.00%	\$0	\$0
US000167	RESIDENTIAL STRUCTURE	RES1 - SINGLE FAMILY DWELLING	\$286,954	\$143,477	0.00%	0.00%	\$0	\$0
US000168	RESIDENTIAL STRUCTURE	RES1 - SINGLE FAMILY DWELLING	\$345,680	\$172,840	0.00%	0.00%	\$0	\$0
US000169	RESIDENTIAL STRUCTURE	RES1 - SINGLE FAMILY DWELLING	\$178,880	\$89,440	0.00%	0.00%	\$0	\$0
US000170	RESIDENTIAL STRUCTURE	RES1 - SINGLE FAMILY DWELLING	\$84,562	\$42,281	0.00%	0.00%	\$0	\$0
US000171	RESIDENTIAL STRUCTURE	RES1 - SINGLE FAMILY DWELLING	\$72,320	\$36,160	0.00%	0.00%	\$0	\$0

Hazard Mitigation Plan Update, Pala Band of Mission Indians

US000172	RESIDENTIAL STRUCTURE	RES1 - SINGLE FAMILY DWELLING	\$218,193	\$109,096	0.00%	0.00%	\$0	\$0
US000173	RESIDENTIAL STRUCTURE	RES1 - SINGLE FAMILY DWELLING	\$248,312	\$124,156	0.00%	0.00%	\$0	\$0
US000174	RESIDENTIAL STRUCTURE	RES1 - SINGLE FAMILY DWELLING	\$274,766	\$137,383	0.00%	0.00%	\$0	\$0
US000175	RESIDENTIAL STRUCTURE	RES1 - SINGLE FAMILY DWELLING	\$304,518	\$152,259	0.00%	0.00%	\$0	\$0
US000176	RESIDENTIAL STRUCTURE	RES1 - SINGLE FAMILY DWELLING	\$234,686	\$117,343	0.00%	0.00%	\$0	\$0
US000177	RESIDENTIAL STRUCTURE	RES1 - SINGLE FAMILY DWELLING	\$206,610	\$103,305	0.00%	0.00%	\$0	\$0
US000178	RESIDENTIAL STRUCTURE	RES1 - SINGLE FAMILY DWELLING	\$303,826	\$151,913	0.00%	0.00%	\$0	\$0
US000179	RESIDENTIAL STRUCTURE	RES1 - SINGLE FAMILY DWELLING	\$246,149	\$123,075	0.00%	0.00%	\$0	\$0
US000180	RESIDENTIAL STRUCTURE	RES1 - SINGLE FAMILY DWELLING	\$265,660	\$132,830	0.00%	0.00%	\$0	\$0
US000181	RESIDENTIAL STRUCTURE	RES1 - SINGLE FAMILY DWELLING	\$233,052	\$116,526	0.00%	0.00%	\$0	\$0
US000182	RESIDENTIAL STRUCTURE	RES1 - SINGLE FAMILY DWELLING	\$214,310	\$107,155	0.00%	0.00%	\$0	\$0
US000183	RESIDENTIAL STRUCTURE	RES1 - SINGLE FAMILY DWELLING	\$196,920	\$98,460	0.00%	0.00%	\$0	\$0

Hazard Mitigation Plan Update, Pala Band of Mission Indians

US000184	RESIDENTIAL STRUCTURE	RES1 - SINGLE FAMILY DWELLING	\$245,371	\$122,685	0.00%	0.00%	\$0	\$0
US000185	RESIDENTIAL STRUCTURE	RES1 - SINGLE FAMILY DWELLING	\$231,300	\$115,650	0.00%	0.00%	\$0	\$0
US000186	RESIDENTIAL STRUCTURE	RES1 - SINGLE FAMILY DWELLING	\$205,539	\$102,770	0.00%	0.00%	\$0	\$0
US000187	RESIDENTIAL STRUCTURE	RES1 - SINGLE FAMILY DWELLING	\$250,951	\$125,476	0.00%	0.00%	\$0	\$0
US000188	RESIDENTIAL STRUCTURE	RES1 - SINGLE FAMILY DWELLING	\$323,823	\$161,911	0.00%	0.00%	\$0	\$0
US000189	RESIDENTIAL STRUCTURE	RES1 - SINGLE FAMILY DWELLING	\$244,084	\$122,042	0.00%	0.00%	\$0	\$0
US000190	RESIDENTIAL STRUCTURE	RES1 - SINGLE FAMILY DWELLING	\$249,783	\$124,892	0.00%	0.00%	\$0	\$0
US000191	RESIDENTIAL STRUCTURE	RES1 - SINGLE FAMILY DWELLING	\$324,969	\$162,485	0.00%	0.00%	\$0	\$0
US000192	RESIDENTIAL STRUCTURE	RES1 - SINGLE FAMILY DWELLING	\$212,958	\$106,479	0.00%	0.00%	\$0	\$0
US000193	RESIDENTIAL STRUCTURE	RES1 - SINGLE FAMILY DWELLING	\$223,643	\$111,822	0.00%	0.00%	\$0	\$0
US000194	RESIDENTIAL STRUCTURE	RES1 - SINGLE FAMILY DWELLING	\$240,277	\$120,138	0.00%	0.00%	\$0	\$0
US000195	RESIDENTIAL STRUCTURE	RES1 - SINGLE FAMILY DWELLING	\$244,387	\$122,193	0.00%	0.00%	\$0	\$0

Hazard Mitigation Plan Update, Pala Band of Mission Indians

US000196	RESIDENTIAL STRUCTURE	RES1 - SINGLE FAMILY DWELLING	\$266,341	\$133,171	0.00%	0.00%	\$0	\$0
US000197	RESIDENTIAL STRUCTURE	RES1 - SINGLE FAMILY DWELLING	\$150,058	\$75,029	0.00%	0.00%	\$0	\$0
US000198	RESIDENTIAL STRUCTURE	RES1 - SINGLE FAMILY DWELLING	\$209,768	\$104,884	0.00%	0.00%	\$0	\$0
US000199	RESIDENTIAL STRUCTURE	RES1 - SINGLE FAMILY DWELLING	\$452,770	\$226,385	0.00%	0.00%	\$0	\$0
US000200	RESIDENTIAL STRUCTURE	RES1 - SINGLE FAMILY DWELLING	\$246,831	\$123,415	0.00%	0.00%	\$0	\$0
US000201	RESIDENTIAL STRUCTURE	RES1 - SINGLE FAMILY DWELLING	\$265,616	\$132,808	0.00%	0.00%	\$0	\$0
US000202	RESIDENTIAL STRUCTURE	RES1 - SINGLE FAMILY DWELLING	\$207,010	\$103,505	0.00%	0.00%	\$0	\$0
US000203	RESIDENTIAL STRUCTURE	RES1 - SINGLE FAMILY DWELLING	\$460,676	\$230,338	0.00%	0.00%	\$0	\$0
US000204	RESIDENTIAL STRUCTURE	RES1 - SINGLE FAMILY DWELLING	\$176,014	\$88,007	0.00%	0.00%	\$0	\$0
US000205	RESIDENTIAL STRUCTURE	RES1 - SINGLE FAMILY DWELLING	\$358,971	\$179,486	0.00%	0.00%	\$0	\$0
US000206	RESIDENTIAL STRUCTURE	RES1 - SINGLE FAMILY DWELLING	\$313,689	\$156,845	0.00%	0.00%	\$0	\$0
US000207	RESIDENTIAL STRUCTURE	RES1 - SINGLE FAMILY DWELLING	\$219,004	\$109,502	0.00%	0.00%	\$0	\$0

Hazard Mitigation Plan Update, Pala Band of Mission Indians

US000208	RESIDENTIAL STRUCTURE	RES1 - SINGLE FAMILY DWELLING	\$292,265	\$146,132	0.00%	0.00%	\$0	\$0
US000209	RESIDENTIAL STRUCTURE	RES1 - SINGLE FAMILY DWELLING	\$309,785	\$154,892	0.00%	0.00%	\$0	\$0
US000210	RESIDENTIAL STRUCTURE	RES1 - SINGLE FAMILY DWELLING	\$248,237	\$124,118	0.00%	0.00%	\$0	\$0
US000211	RESIDENTIAL STRUCTURE	RES1 - SINGLE FAMILY DWELLING	\$276,421	\$138,210	0.00%	0.00%	\$0	\$0
US000212	RESIDENTIAL STRUCTURE	RES1 - SINGLE FAMILY DWELLING	\$271,262	\$135,631	0.00%	0.00%	\$0	\$0
US000213	RESIDENTIAL STRUCTURE	RES1 - SINGLE FAMILY DWELLING	\$281,244	\$140,622	0.00%	0.00%	\$0	\$0
US000214	RESIDENTIAL STRUCTURE	RES1 - SINGLE FAMILY DWELLING	\$241,748	\$120,874	0.00%	0.00%	\$0	\$0
US000215	RESIDENTIAL STRUCTURE	RES1 - SINGLE FAMILY DWELLING	\$374,448	\$187,224	0.00%	0.00%	\$0	\$0
US000216	RESIDENTIAL STRUCTURE	RES1 - SINGLE FAMILY DWELLING	\$289,983	\$144,991	0.00%	0.00%	\$0	\$0
US000217	RESIDENTIAL STRUCTURE	RES1 - SINGLE FAMILY DWELLING	\$399,441	\$199,721	0.00%	0.00%	\$0	\$0
US000218	RESIDENTIAL STRUCTURE	RES1 - SINGLE FAMILY DWELLING	\$201,840	\$100,920	0.00%	0.00%	\$0	\$0
US000219	RESIDENTIAL STRUCTURE	RES1 - SINGLE FAMILY DWELLING	\$203,062	\$101,531	0.00%	0.00%	\$0	\$0

Hazard Mitigation Plan Update, Pala Band of Mission Indians

US000220	RESIDENTIAL STRUCTURE	RES1 - SINGLE FAMILY DWELLING	\$304,118	\$152,059	0.00%	0.00%	\$0	\$0
US000221	RESIDENTIAL STRUCTURE	RES1 - SINGLE FAMILY DWELLING	\$317,961	\$158,981	0.00%	0.00%	\$0	\$0
US000222	RESIDENTIAL STRUCTURE	RES1 - SINGLE FAMILY DWELLING	\$247,490	\$123,745	0.00%	0.00%	\$0	\$0
US000223	RESIDENTIAL STRUCTURE	RES1 - SINGLE FAMILY DWELLING	\$428,999	\$214,499	0.00%	0.00%	\$0	\$0
US000224	RESIDENTIAL STRUCTURE	RES1 - SINGLE FAMILY DWELLING	\$258,652	\$129,326	0.00%	0.00%	\$0	\$0
US000225	RESIDENTIAL STRUCTURE	RES1 - SINGLE FAMILY DWELLING	\$388,745	\$194,373	0.00%	0.00%	\$0	\$0
US000226	GYM	COM8 – ENTERTAINMENT & RECREATION	\$1,757,027	\$1,757,027	0.00%	0.00%	\$0	\$0
US000227	RESIDENTIAL STRUCTURE	RES1 - SINGLE FAMILY DWELLING	\$328,105	\$164,053	0.00%	0.00%	\$0	\$0
US000228	RESIDENTIAL STRUCTURE	RES1 - SINGLE FAMILY DWELLING	\$319,259	\$159,629	0.00%	0.00%	\$0	\$0
US000229	RESIDENTIAL STRUCTURE	RES1 - SINGLE FAMILY DWELLING	\$289,053	\$144,526	0.00%	0.00%	\$0	\$0
US000230	RESIDENTIAL STRUCTURE	RES1 - SINGLE FAMILY DWELLING	\$347,583	\$173,792	0.00%	0.00%	\$0	\$0

Hazard Mitigation Plan Update, Pala Band of Mission Indians

US000231	RESIDENTIAL STRUCTURE	RES1 - SINGLE FAMILY DWELLING	\$342,370	\$171,185	0.00%	0.00%	\$0	\$0
US000232	RESIDENTIAL STRUCTURE	RES1 - SINGLE FAMILY DWELLING	\$320,957	\$160,478	0.00%	0.00%	\$0	\$0
US000233	RESIDENTIAL STRUCTURE	RES1 - SINGLE FAMILY DWELLING	\$174,403	\$87,201	0.00%	0.00%	\$0	\$0
US000234	RESIDENTIAL STRUCTURE	RES1 - SINGLE FAMILY DWELLING	\$206,026	\$103,013	0.00%	0.00%	\$0	\$0
US000235	RESIDENTIAL STRUCTURE	RES1 - SINGLE FAMILY DWELLING	\$135,934	\$67,967	0.00%	0.00%	\$0	\$0
US000236	RESIDENTIAL STRUCTURE	RES1 - SINGLE FAMILY DWELLING	\$148,252	\$74,126	0.00%	0.00%	\$0	\$0
US000237	RESIDENTIAL STRUCTURE	RES1 - SINGLE FAMILY DWELLING	\$289,799	\$144,899	0.00%	0.00%	\$0	\$0
US000238	RESIDENTIAL STRUCTURE	RES1 - SINGLE FAMILY DWELLING	\$182,308	\$91,154	0.00%	0.00%	\$0	\$0
US000239	RESIDENTIAL STRUCTURE	RES1 - SINGLE FAMILY DWELLING	\$156,147	\$78,073	0.00%	0.00%	\$0	\$0
US000240	RESIDENTIAL STRUCTURE	RES1 - SINGLE FAMILY DWELLING	\$98,827	\$49,414	0.00%	0.00%	\$0	\$0
US000241	MARKET	COM1 – RETAIL TRADE	\$236,643	\$236,643	0.00%	0.00%	\$0	\$0
US000242	RESIDENTIAL STRUCTURE	RES1 - SINGLE FAMILY DWELLING	\$289,788	\$144,894	0.00%	0.00%	\$0	\$0

Hazard Mitigation Plan Update, Pala Band of Mission Indians

US000243	RESIDENTIAL STRUCTURE	RES1 - SINGLE FAMILY DWELLING	\$145,602	\$72,801	0.00%	0.00%	\$0	\$0
US000244	RESIDENTIAL STRUCTURE	RES1 - SINGLE FAMILY DWELLING	\$199,612	\$99,806	0.00%	0.00%	\$0	\$0
US000245	RESIDENTIAL STRUCTURE	RES1 - SINGLE FAMILY DWELLING	\$214,299	\$107,150	0.00%	0.00%	\$0	\$0
US000246	RESIDENTIAL STRUCTURE	RES1 - SINGLE FAMILY DWELLING	\$134,820	\$67,410	0.00%	0.00%	\$0	\$0
US000247	RESIDENTIAL STRUCTURE	RES1 - SINGLE FAMILY DWELLING	\$171,115	\$85,557	0.00%	0.00%	\$0	\$0
US000248	RESIDENTIAL STRUCTURE	RES1 - SINGLE FAMILY DWELLING	\$130,180	\$65,090	0.00%	0.00%	\$0	\$0
US000249	RESIDENTIAL STRUCTURE	RES1 - SINGLE FAMILY DWELLING	\$36,079	\$18,039	0.00%	0.00%	\$0	\$0
US000250	RESIDENTIAL STRUCTURE	RES1 - SINGLE FAMILY DWELLING	\$228,835	\$114,417	0.00%	0.00%	\$0	\$0
US000251	RESIDENTIAL STRUCTURE	RES1 - SINGLE FAMILY DWELLING	\$467,403	\$233,701	0.00%	0.00%	\$0	\$0
US000252	RESIDENTIAL STRUCTURE	RES1 - SINGLE FAMILY DWELLING	\$113,558	\$56,779	0.00%	0.00%	\$0	\$0
US000253	RESIDENTIAL STRUCTURE	RES1 - SINGLE FAMILY DWELLING	\$102,786	\$51,393	0.00%	0.00%	\$0	\$0
US000254	RESIDENTIAL STRUCTURE	RES1 - SINGLE FAMILY DWELLING	\$170,444	\$85,222	0.00%	0.00%	\$0	\$0

Hazard Mitigation Plan Update, Pala Band of Mission Indians

US000255	RESIDENTIAL STRUCTURE	RES1 - SINGLE FAMILY DWELLING	\$211,909	\$105,955	0.00%	0.00%	\$0	\$0
US000256	RESIDENTIAL STRUCTURE	RES2 - MANUF HOUSING	\$99,476	\$49,738	0.00%	0.00%	\$0	\$0
US000257	RESIDENTIAL STRUCTURE	RES2 - MANUF HOUSING	\$92,641	\$46,321	0.00%	0.00%	\$0	\$0
US000258	RESIDENTIAL STRUCTURE	RES2 - MANUF HOUSING	\$46,256	\$23,128	0.00%	0.00%	\$0	\$0
US000259	RESIDENTIAL STRUCTURE	RES2 - MANUF HOUSING	\$80,994	\$40,497	0.00%	0.00%	\$0	\$0
US000260	RESIDENTIAL STRUCTURE	RES2 - MANUF HOUSING	\$216,095	\$108,047	0.00%	0.00%	\$0	\$0
US000261	RESIDENTIAL STRUCTURE	RES2 - MANUF HOUSING	\$163,069	\$81,534	0.00%	0.00%	\$0	\$0
US000262	RESIDENTIAL STRUCTURE	RES2 - MANUF HOUSING	\$137,664	\$68,832	0.00%	0.00%	\$0	\$0
US000263	RESIDENTIAL STRUCTURE	RES1 - SINGLE FAMILY DWELLING	\$226,942	\$113,471	0.00%	0.00%	\$0	\$0
US000264	RESIDENTIAL STRUCTURE	RES1 - SINGLE FAMILY DWELLING	\$362,065	\$181,032	0.00%	0.00%	\$0	\$0
US000265	RESIDENTIAL STRUCTURE	RES1 - SINGLE FAMILY DWELLING	\$127,228	\$63,614	0.00%	0.00%	\$0	\$0
US000266	RESIDENTIAL STRUCTURE	RES1 - SINGLE FAMILY DWELLING	\$281,298	\$140,649	0.00%	0.00%	\$0	\$0

Hazard Mitigation Plan Update, Pala Band of Mission Indians

US000267	RESIDENTIAL STRUCTURE	RES1 - SINGLE FAMILY DWELLING	\$406,882	\$203,441	0.00%	0.00%	\$0	\$0
US000268	OTHER	COM1 – RETAIL TRADE	\$238,871	\$238,871	0.00%	0.00%	\$0	\$0
US000269	RESIDENTIAL STRUCTURE	RES1 - SINGLE FAMILY DWELLING	\$218,149	\$109,075	0.00%	0.00%	\$0	\$0
US000270	RESIDENTIAL STRUCTURE	RES1 - SINGLE FAMILY DWELLING	\$165,437	\$82,719	0.00%	0.00%	\$0	\$0
US000271	RESIDENTIAL STRUCTURE	RES1 - SINGLE FAMILY DWELLING	\$186,559	\$93,279	0.00%	0.00%	\$0	\$0
US000272	RESIDENTIAL STRUCTURE	RES1 - SINGLE FAMILY DWELLING	\$102,797	\$51,398	0.00%	0.00%	\$0	\$0
US000273	RESIDENTIAL STRUCTURE	RES2 - MANUF HOUSING	\$67,875	\$33,937	0.00%	0.00%	\$0	\$0
US000274	RESIDENTIAL STRUCTURE	RES2 - MANUF HOUSING	\$253,709	\$126,855	0.00%	0.00%	\$0	\$0
US000275	RESIDENTIAL STRUCTURE	RES1 - SINGLE FAMILY DWELLING	\$584,854	\$292,427	0.00%	0.00%	\$0	\$0
US000276	RESIDENTIAL STRUCTURE	RES2 - MANUF HOUSING	\$80,583	\$40,291	0.00%	0.00%	\$0	\$0
US000277	RESIDENTIAL STRUCTURE	RES1 - SINGLE FAMILY DWELLING	\$244,462	\$122,231	0.00%	0.00%	\$0	\$0
US000278	RESIDENTIAL STRUCTURE	RES2 - MANUF HOUSING	\$87,039	\$43,520	0.00%	0.00%	\$0	\$0

Hazard Mitigation Plan Update, Pala Band of Mission Indians

US000279	RESIDENTIAL STRUCTURE	RES2 - MANUF HOUSING	\$74,613	\$37,306	0.00%	0.00%	\$0	\$0
US000280	RESIDENTIAL STRUCTURE	RES2 - MANUF HOUSING	\$90,803	\$45,401	0.00%	0.00%	\$0	\$0
US000281	RESIDENTIAL STRUCTURE	RES2 - MANUF HOUSING	\$100,850	\$50,425	0.00%	0.00%	\$0	\$0
US000282	RESIDENTIAL STRUCTURE	RES2 - MANUF HOUSING	\$75,683	\$37,842	0.00%	0.00%	\$0	\$0
US000283	RESIDENTIAL STRUCTURE	RES2 - MANUF HOUSING	\$107,923	\$53,961	0.00%	0.00%	\$0	\$0
US000284	RESIDENTIAL STRUCTURE	RES2 - MANUF HOUSING	\$89,570	\$44,785	0.00%	0.00%	\$0	\$0
US000285	RESIDENTIAL STRUCTURE	RES2 - MANUF HOUSING	\$140,703	\$70,352	0.00%	0.00%	\$0	\$0
US000286	RESIDENTIAL STRUCTURE	RES2 - MANUF HOUSING	\$152,243	\$76,121	0.00%	0.00%	\$0	\$0
US000287	RESIDENTIAL STRUCTURE	RES1 - SINGLE FAMILY DWELLING	\$302,171	\$151,086	0.00%	0.00%	\$0	\$0
US000288	RESIDENTIAL STRUCTURE	RES2 - MANUF HOUSING	\$72,709	\$36,355	0.00%	0.00%	\$0	\$0
US000289	RESIDENTIAL STRUCTURE	RES1 - SINGLE FAMILY DWELLING	\$110,475	\$55,238	0.00%	0.00%	\$0	\$0
US000290	RESIDENTIAL STRUCTURE	RES2 - MANUF HOUSING	\$77,933	\$38,966	0.00%	0.00%	\$0	\$0

Hazard Mitigation Plan Update, Pala Band of Mission Indians

US000291	RESIDENTIAL STRUCTURE	RES2 - MANUF HOUSING	\$101,347	\$50,674	0.00%	0.00%	\$0	\$0
US000292	RESIDENTIAL STRUCTURE	RES2 - MANUF HOUSING	\$100,450	\$50,225	0.00%	0.00%	\$0	\$0
US000293	RESIDENTIAL STRUCTURE	RES2 - MANUF HOUSING	\$109,956	\$54,978	0.00%	0.00%	\$0	\$0
US000294	RESIDENTIAL STRUCTURE	RES2 - MANUF HOUSING	\$205,312	\$102,656	0.00%	0.00%	\$0	\$0
US000295	RESIDENTIAL STRUCTURE	RES1 - SINGLE FAMILY DWELLING	\$109,956	\$54,978	0.00%	0.00%	\$0	\$0
US000296	RESIDENTIAL STRUCTURE	RES2 - MANUF HOUSING	\$64,739	\$32,369	0.00%	0.00%	\$0	\$0
US000297	RESIDENTIAL STRUCTURE	RES2 - MANUF HOUSING	\$261,161	\$130,580	0.00%	0.00%	\$0	\$0
US000298	RESIDENTIAL STRUCTURE	RES2 - MANUF HOUSING	\$67,821	\$33,910	0.00%	0.00%	\$0	\$0
US000299	RESIDENTIAL STRUCTURE	RES2 - MANUF HOUSING	\$163,079	\$81,540	0.00%	0.00%	\$0	\$0
US000300	RESIDENTIAL STRUCTURE	RES2 - MANUF HOUSING	\$186,797	\$93,398	0.00%	0.00%	\$0	\$0
US000301	RESIDENTIAL STRUCTURE	RES1 - SINGLE FAMILY DWELLING	\$386,041	\$193,021	0.00%	0.00%	\$0	\$0
US000302	RESIDENTIAL STRUCTURE	RES1 - SINGLE FAMILY DWELLING	\$226,109	\$113,055	0.00%	0.00%	\$0	\$0

Hazard Mitigation Plan Update, Pala Band of Mission Indians

US000303	RESIDENTIAL STRUCTURE	RES1 - SINGLE FAMILY DWELLING	\$83,232	\$41,616	0.00%	0.00%	\$0	\$0
US000304	RESIDENTIAL STRUCTURE	RES1 - SINGLE FAMILY DWELLING	\$306,140	\$153,070	0.00%	0.00%	\$0	\$0
US000305	RESIDENTIAL STRUCTURE	RES1 - SINGLE FAMILY DWELLING	\$198,682	\$99,341	0.00%	0.00%	\$0	\$0
US000306	RESIDENTIAL STRUCTURE	RES1 - SINGLE FAMILY DWELLING	\$399,582	\$199,791	0.00%	0.00%	\$0	\$0
US000307	RESIDENTIAL STRUCTURE	RES1 - SINGLE FAMILY DWELLING	\$250,064	\$125,032	0.00%	0.00%	\$0	\$0
US000308	RESIDENTIAL STRUCTURE	RES1 - SINGLE FAMILY DWELLING	\$118,565	\$59,282	0.00%	0.00%	\$0	\$0
US000309	RESIDENTIAL STRUCTURE	RES1 - SINGLE FAMILY DWELLING	\$250,227	\$125,113	0.00%	0.00%	\$0	\$0
US000310	RESIDENTIAL STRUCTURE	RES1 - SINGLE FAMILY DWELLING	\$426,143	\$213,072	0.00%	0.00%	\$0	\$0
US000311	RESIDENTIAL STRUCTURE	RES2 - MANUF HOUSING	\$145,310	\$72,655	0.00%	0.00%	\$0	\$0
US000312	RESIDENTIAL STRUCTURE	RES1 - SINGLE FAMILY DWELLING	\$277,989	\$138,994	0.00%	0.00%	\$0	\$0
US000313	RESIDENTIAL STRUCTURE	RES2 - MANUF HOUSING	\$95,605	\$47,802	0.00%	0.00%	\$0	\$0
US000314	RESIDENTIAL STRUCTURE	RES1 - SINGLE FAMILY DWELLING	\$148,447	\$74,223	0.00%	0.00%	\$0	\$0

Hazard Mitigation Plan Update, Pala Band of Mission Indians

US000315	RESIDENTIAL STRUCTURE	RES2 - MANUF HOUSING	\$192,886	\$96,443	0.00%	0.00%	\$0	\$0
US000316	RESIDENTIAL STRUCTURE	RES2 - MANUF HOUSING	\$134,614	\$67,307	0.00%	0.00%	\$0	\$0
US000317	BARN	COM2 - WAREHOUSE	\$318,491	\$318,491	0.00%	0.00%	\$0	\$0
US000318	RESIDENTIAL STRUCTURE	RES2 - MANUF HOUSING	\$146,230	\$73,115	0.00%	0.00%	\$0	\$0
US000319	RESIDENTIAL STRUCTURE	RES2 - MANUF HOUSING	\$141,190	\$70,595	0.00%	0.00%	\$0	\$0
US000320	RESIDENTIAL STRUCTURE	RES2 - MANUF HOUSING	\$149,690	\$74,845	0.00%	0.00%	\$0	\$0
US000321	RESIDENTIAL STRUCTURE	RES2 - MANUF HOUSING	\$34,770	\$17,385	0.00%	0.00%	\$0	\$0
US000322	RESIDENTIAL STRUCTURE	RES2 - MANUF HOUSING	\$180,340	\$90,170	0.00%	0.00%	\$0	\$0
US000323	AGRICULT	AGR1 – AGRICULTURE	\$149,182	\$149,182	0.00%	0.00%	\$0	\$0
US000324	RESIDENTIAL STRUCTURE	RES2 - MANUF HOUSING	\$124,578	\$62,289	0.00%	0.00%	\$0	\$0
US000325	RESIDENTIAL STRUCTURE	RES2 - MANUF HOUSING	\$81,188	\$40,594	0.00%	0.00%	\$0	\$0
US000326	RESIDENTIAL STRUCTURE	RES2 - MANUF HOUSING	\$112,000	\$56,000	0.00%	0.00%	\$0	\$0

Hazard Mitigation Plan Update, Pala Band of Mission Indians

US000327	RESIDENTIAL STRUCTURE	RES2 - MANUF HOUSING	\$79,598	\$39,799	0.00%	0.00%	\$0	\$0
US000328	RESIDENTIAL STRUCTURE	RES2 - MANUF HOUSING	\$87,407	\$43,703	0.00%	0.00%	\$0	\$0
US000329	RESIDENTIAL STRUCTURE	RES2 - MANUF HOUSING	\$158,364	\$79,182	0.00%	0.00%	\$0	\$0
US000330	RESIDENTIAL STRUCTURE	RES2 - MANUF HOUSING	\$590,888	\$295,444	0.00%	0.00%	\$0	\$0
US000331	RESIDENTIAL STRUCTURE	RES2 - MANUF HOUSING	\$254,196	\$127,098	0.00%	0.00%	\$0	\$0
US000332	RESIDENTIAL STRUCTURE	RES2 - MANUF HOUSING	\$121,463	\$60,732	0.00%	0.00%	\$0	\$0
US000333	RESIDENTIAL STRUCTURE	RES2 - MANUF HOUSING	\$132,322	\$66,161	0.00%	0.00%	\$0	\$0
US000334	AGRICULT	AGR1 – AGRICULTURE	\$119,798	\$119,798	0.00%	0.00%	\$0	\$0
US000335	RESIDENTIAL STRUCTURE	RES2 - MANUF HOUSING	\$136,907	\$68,454	0.00%	0.00%	\$0	\$0
US000336	RESIDENTIAL STRUCTURE	RES2 - MANUF HOUSING	\$208,935	\$104,467	0.00%	0.00%	\$0	\$0
US000337	RESIDENTIAL STRUCTURE	RES2 - MANUF HOUSING	\$88,640	\$44,320	0.00%	0.00%	\$0	\$0
US000338	RESIDENTIAL STRUCTURE	RES2 - MANUF HOUSING	\$135,653	\$67,826	0.00%	0.00%	\$0	\$0

Hazard Mitigation Plan Update, Pala Band of Mission Indians

US000339	RESIDENTIAL STRUCTURE	RES1 - SINGLE FAMILY DWELLING	\$66,080	\$33,040	18.01%	21.01%	\$11,900	\$6,941
US000340	RESIDENTIAL STRUCTURE	RES1 - SINGLE FAMILY DWELLING	\$59,461	\$29,730	18.62%	21.62%	\$11,071	\$6,427
US000341	RESIDENTIAL STRUCTURE	RES1 - SINGLE FAMILY DWELLING	\$41,411	\$20,705	18.62%	21.62%	\$7,710	\$4,476
US000342	RESIDENTIAL STRUCTURE	RES2 - MANUF HOUSING	\$137,307	\$68,654	0.00%	0.00%	\$0	\$0
US000343	RESIDENTIAL STRUCTURE	RES2 - MANUF HOUSING	\$170,401	\$85,201	0.00%	0.00%	\$0	\$0
US000344	RESIDENTIAL STRUCTURE	RES2 - MANUF HOUSING	\$115,753	\$57,876	0.00%	0.00%	\$0	\$0
US000345	RESIDENTIAL STRUCTURE	RES1 - SINGLE FAMILY DWELLING	\$247,296	\$123,648	0.00%	0.00%	\$0	\$0
US000346	RESIDENTIAL STRUCTURE	RES1 - SINGLE FAMILY DWELLING	\$254,347	\$127,174	0.00%	0.00%	\$0	\$0
US000347	RESIDENTIAL STRUCTURE	RES1 - SINGLE FAMILY DWELLING	\$150,437	\$75,218	0.00%	0.00%	\$0	\$0
US000348	RESIDENTIAL STRUCTURE	RES1 - SINGLE FAMILY DWELLING	\$165,437	\$82,719	0.00%	0.00%	\$0	\$0
US000349	RESIDENTIAL STRUCTURE	RES1 - SINGLE FAMILY DWELLING	\$308,087	\$154,043	0.00%	0.00%	\$0	\$0

Hazard Mitigation Plan Update, Pala Band of Mission Indians

US000350	RESIDENTIAL STRUCTURE	RES2 - MANUF HOUSING	\$102,169	\$51,085	0.00%	0.00%	\$0	\$0
US000351	RESIDENTIAL STRUCTURE	RES2 - MANUF HOUSING	\$84,930	\$42,465	0.00%	0.00%	\$0	\$0
US000352	RESIDENTIAL STRUCTURE	RES2 - MANUF HOUSING	\$161,857	\$80,929	0.00%	0.00%	\$0	\$0
US000353	RESIDENTIAL STRUCTURE	RES2 - MANUF HOUSING	\$233,550	\$116,775	0.00%	0.00%	\$0	\$0
US000354	RESIDENTIAL STRUCTURE	RES2 - MANUF HOUSING	\$102,169	\$51,085	0.00%	0.00%	\$0	\$0
US000355	RESIDENTIAL STRUCTURE	RES1 - SINGLE FAMILY DWELLING	\$339,732	\$169,866	0.00%	0.00%	\$0	\$0
US000356	RESIDENTIAL STRUCTURE	RES1 - SINGLE FAMILY DWELLING	\$324,969	\$162,485	0.00%	0.00%	\$0	\$0
US000357	GARAGE	COM10 - PARKING	\$555,469	\$555,469	0.00%	0.00%	\$0	\$0
US000358	RESIDENTIAL STRUCTURE	RES1 - SINGLE FAMILY DWELLING	\$298,667	\$149,334	0.00%	0.00%	\$0	\$0
US000359	RESIDENTIAL STRUCTURE	RES1 - SINGLE FAMILY DWELLING	\$224,087	\$112,043	0.00%	0.00%	\$0	\$0
US000360	RESIDENTIAL STRUCTURE	RES1 - SINGLE FAMILY DWELLING	\$324,969	\$162,485	0.00%	0.00%	\$0	\$0
US000361	RESIDENTIAL STRUCTURE	RES2 - MANUF HOUSING	\$88,964	\$44,482	0.00%	0.00%	\$0	\$0

Hazard Mitigation Plan Update, Pala Band of Mission Indians

US000362	RESIDENTIAL STRUCTURE	RES1 - SINGLE FAMILY DWELLING	\$273,165	\$136,583	0.00%	0.00%	\$0	\$0
US000363	RESIDENTIAL STRUCTURE	RES1 - SINGLE FAMILY DWELLING	\$319,421	\$159,711	0.00%	0.00%	\$0	\$0
US000364	RESIDENTIAL STRUCTURE	RES1 - SINGLE FAMILY DWELLING	\$328,105	\$164,053	0.00%	0.00%	\$0	\$0
US000365	RESIDENTIAL STRUCTURE	RES1 - SINGLE FAMILY DWELLING	\$328,116	\$164,058	0.00%	0.00%	\$0	\$0
US000366	RESIDENTIAL STRUCTURE	RES1 - SINGLE FAMILY DWELLING	\$437,218	\$218,609	0.00%	0.00%	\$0	\$0
US000367	RESIDENTIAL STRUCTURE	RES1 - SINGLE FAMILY DWELLING	\$339,742	\$169,871	0.00%	0.00%	\$0	\$0
US000368	RESIDENTIAL STRUCTURE	RES1 - SINGLE FAMILY DWELLING	\$117,429	\$58,715	0.00%	0.00%	\$0	\$0
US000369	RESIDENTIAL STRUCTURE	RES1 - SINGLE FAMILY DWELLING	\$303,426	\$151,713	0.00%	0.00%	\$0	\$0
US000370	RESIDENTIAL STRUCTURE	RES1 - SINGLE FAMILY DWELLING	\$328,105	\$164,053	0.00%	0.00%	\$0	\$0
US000371	RESIDENTIAL STRUCTURE	RES1 - SINGLE FAMILY DWELLING	\$302,171	\$151,086	0.00%	0.00%	\$0	\$0
US000372	RESIDENTIAL STRUCTURE	RES1 - SINGLE FAMILY DWELLING	\$328,105	\$164,053	0.00%	0.00%	\$0	\$0
US000373	RESIDENTIAL STRUCTURE	RES1 - SINGLE FAMILY DWELLING	\$111,005	\$55,503	0.00%	0.00%	\$0	\$0

Hazard Mitigation Plan Update, Pala Band of Mission Indians

US000374	RESIDENTIAL STRUCTURE	RES1 - SINGLE FAMILY DWELLING	\$134,095	\$67,048	30.32%	34.13%	\$40,655	\$22,884
US000375	RESIDENTIAL STRUCTURE	RES1 - SINGLE FAMILY DWELLING	\$40,210	\$20,105	0.00%	0.00%	\$0	\$0
US000376	RESIDENTIAL STRUCTURE	RES1 - SINGLE FAMILY DWELLING	\$231,073	\$115,537	0.00%	0.00%	\$0	\$0
US000377	RESIDENTIAL STRUCTURE	RES1 - SINGLE FAMILY DWELLING	\$328,105	\$164,053	0.00%	0.00%	\$0	\$0
US000378	RESIDENTIAL STRUCTURE	RES1 - SINGLE FAMILY DWELLING	\$339,732	\$169,866	0.00%	0.00%	\$0	\$0
US000379	RESIDENTIAL STRUCTURE	RES1 - SINGLE FAMILY DWELLING	\$339,732	\$169,866	0.00%	0.00%	\$0	\$0
US000380	RESIDENTIAL STRUCTURE	RES1 - SINGLE FAMILY DWELLING	\$328,105	\$164,053	0.00%	0.00%	\$0	\$0
US000381	BLEACHER	COM8 – ENTERTAINMENT & RECREATION	\$174,987	\$174,987	0.00%	0.00%	\$0	\$0
US000382	RESIDENTIAL STRUCTURE	RES1 - SINGLE FAMILY DWELLING	\$273,154	\$136,577	0.00%	0.00%	\$0	\$0
US000383	OTHERREC	COM8 – ENTERTAINMENT & RECREATION	\$31,320	\$31,320	0.00%	0.00%	\$0	\$0

Hazard Mitigation Plan Update, Pala Band of Mission Indians

US000384	SHED	COM1 – RETAIL TRADE	\$101,109	\$101,109	0.00%	0.00%	\$0	\$0
US000385	RESIDENTIAL STRUCTURE	RES1 - SINGLE FAMILY DWELLING	\$50,712	\$25,356	0.00%	0.00%	\$0	\$0
US000386	RESIDENTIAL STRUCTURE	RES1 - SINGLE FAMILY DWELLING	\$143,201	\$71,601	0.00%	0.00%	\$0	\$0
US000387	AGRICULT	AGR1 – AGRICULTURE	\$216,213	\$216,213	0.00%	0.00%	\$0	\$0
US000388	RESIDENTIAL STRUCTURE	RES1 - SINGLE FAMILY DWELLING	\$216,213	\$108,107	0.00%	0.00%	\$0	\$0
US000389	RESIDENTIAL STRUCTURE	RES1 - SINGLE FAMILY DWELLING	\$323,823	\$161,911	0.00%	0.00%	\$0	\$0
US000390	RESIDENTIAL STRUCTURE	RES1 - SINGLE FAMILY DWELLING	\$302,171	\$151,086	0.00%	0.00%	\$0	\$0
US000391	RESIDENTIAL STRUCTURE	RES2 - MANUF HOUSING	\$90,511	\$45,255	0.00%	0.00%	\$0	\$0
US000392	RESIDENTIAL STRUCTURE	RES2 - MANUF HOUSING	\$119,938	\$59,969	0.00%	0.00%	\$0	\$0
US000393	RESIDENTIAL STRUCTURE	RES2 - MANUF HOUSING	\$336,109	\$168,054	0.00%	0.00%	\$0	\$0
US000394	RESIDENTIAL STRUCTURE	RES1 - SINGLE FAMILY DWELLING	\$324,969	\$162,485	0.00%	0.00%	\$0	\$0
US000395	RESIDENTIAL STRUCTURE	RES1 - SINGLE FAMILY DWELLING	\$396,381	\$198,190	0.00%	0.00%	\$0	\$0

Hazard Mitigation Plan Update, Pala Band of Mission Indians

US000396	RESIDENTIAL STRUCTURE	RES1 - SINGLE FAMILY DWELLING	\$82,648	\$41,324	14.00%	17.00%	\$11,573	\$7,026
US000397	RESIDENTIAL STRUCTURE	RES1 - SINGLE FAMILY DWELLING	\$56,671	\$28,335	12.60%	15.52%	\$7,142	\$4,399
US000398	RESIDENTIAL STRUCTURE	RES1 - SINGLE FAMILY DWELLING	\$170,909	\$85,455	8.08%	10.10%	\$13,814	\$8,630
US000399	RESIDENTIAL STRUCTURE	RES1 - SINGLE FAMILY DWELLING	\$289,745	\$144,872	30.48%	34.31%	\$88,321	\$49,711
US000400	OTHER	IND2 – LIGHT INDUSTRY	\$65,982	\$98,973	11.72%	16.62%	\$7,734	\$16,449
US000401	RESIDENTIAL STRUCTURE	RES1 - SINGLE FAMILY DWELLING	\$323,834	\$161,917	0.00%	0.00%	\$0	\$0
US000402	RESIDENTIAL STRUCTURE	RES1 - SINGLE FAMILY DWELLING	\$339,732	\$169,866	0.00%	0.00%	\$0	\$0
US000403	RESIDENTIAL STRUCTURE	RES1 - SINGLE FAMILY DWELLING	\$60,575	\$30,287	0.00%	0.00%	\$0	\$0
US000404	GARAGE	COM10 - PARKING	\$79,382	\$79,382	0.00%	0.00%	\$0	\$0
US000405	FIRE	COM1 – RETAIL TRADE	\$146,078	\$146,078	0.00%	0.00%	\$0	\$0

Hazard Mitigation Plan Update, Pala Band of Mission Indians

US000406	TRAINING	COM1 – RETAIL TRADE	\$301,966	\$301,966	0.00%	0.00%	\$0	\$0
US000407	RESIDENTIAL STRUCTURE	RES1 - SINGLE FAMILY DWELLING	\$347,107	\$173,554	0.00%	0.00%	\$0	\$0
US000408	RESIDENTIAL STRUCTURE	RES2 - MANUF HOUSING	\$212,147	\$106,074	4.20%	1.15%	\$8,918	\$1,216
US000409	RESIDENTIAL STRUCTURE	RES1 - SINGLE FAMILY DWELLING	\$347,107	\$173,554	0.00%	0.00%	\$0	\$0
US000410	RESIDENTIAL STRUCTURE	RES1 - SINGLE FAMILY DWELLING	\$277,989	\$138,994	0.00%	0.00%	\$0	\$0
US000411	RESIDENTIAL STRUCTURE	RES1 - SINGLE FAMILY DWELLING	\$302,171	\$151,086	0.00%	0.00%	\$0	\$0
US000412	RESIDENTIAL STRUCTURE	RES1 - SINGLE FAMILY DWELLING	\$396,381	\$198,190	0.00%	0.00%	\$0	\$0
US000413	RESIDENTIAL STRUCTURE	RES1 - SINGLE FAMILY DWELLING	\$347,107	\$173,554	0.00%	0.00%	\$0	\$0
US000414	RESIDENTIAL STRUCTURE	RES1 - SINGLE FAMILY DWELLING	\$69,227	\$34,613	0.00%	0.00%	\$0	\$0
US000415	RESIDENTIAL STRUCTURE	RES1 - SINGLE FAMILY DWELLING	\$176,122	\$88,061	0.00%	0.00%	\$0	\$0
US000416	RESIDENTIAL STRUCTURE	RES1 - SINGLE FAMILY DWELLING	\$368,359	\$184,179	0.00%	0.00%	\$0	\$0
US000417	RESIDENTIAL STRUCTURE	RES2 - MANUF HOUSING	\$156,861	\$78,430	0.00%	0.00%	\$0	\$0

Hazard Mitigation Plan Update, Pala Band of Mission Indians

US000418	RESIDENTIAL STRUCTURE	RES1 - SINGLE FAMILY DWELLING	\$373,820	\$186,910	0.00%	0.00%	\$0	\$0
US000419	RESIDENTIAL STRUCTURE	RES1 - SINGLE FAMILY DWELLING	\$352,072	\$176,036	0.00%	0.00%	\$0	\$0
US000420	RESIDENTIAL STRUCTURE	RES1 - SINGLE FAMILY DWELLING	\$347,226	\$173,613	0.00%	0.00%	\$0	\$0
US000421	RESIDENTIAL STRUCTURE	RES1 - SINGLE FAMILY DWELLING	\$338,120	\$169,060	0.00%	0.00%	\$0	\$0
US000422	RESIDENTIAL STRUCTURE	RES1 - SINGLE FAMILY DWELLING	\$323,834	\$161,917	0.00%	0.00%	\$0	\$0
US000423	RESIDENTIAL STRUCTURE	RES1 - SINGLE FAMILY DWELLING	\$374,275	\$187,137	0.00%	0.00%	\$0	\$0
US000424	RESIDENTIAL STRUCTURE	RES1 - SINGLE FAMILY DWELLING	\$350,893	\$175,446	0.00%	0.00%	\$0	\$0
US000425	RESIDENTIAL STRUCTURE	RES1 - SINGLE FAMILY DWELLING	\$374,275	\$187,137	0.00%	0.00%	\$0	\$0
US000426	RESIDENTIAL STRUCTURE	RES1 - SINGLE FAMILY DWELLING	\$98,763	\$49,381	0.00%	0.00%	\$0	\$0
US000427	RESIDENTIAL STRUCTURE	RES1 - SINGLE FAMILY DWELLING	\$349,854	\$174,927	0.00%	0.00%	\$0	\$0
US000428	RESIDENTIAL STRUCTURE	RES1 - SINGLE FAMILY DWELLING	\$113,882	\$56,941	10.44%	12.92%	\$11,885	\$7,359

Hazard Mitigation Plan Update, Pala Band of Mission Indians

US000429	RESIDENTIAL STRUCTURE	RES1 - SINGLE FAMILY DWELLING	\$229,083	\$114,542	0.00%	0.00%	\$0	\$0
US000430	RESIDENTIAL STRUCTURE	RES2 - MANUF HOUSING	\$145,754	\$72,877	0.00%	0.00%	\$0	\$0
US000431	RESIDENTIAL STRUCTURE	RES2 - MANUF HOUSING	\$174,122	\$87,061	0.00%	0.00%	\$0	\$0
US000432	RESIDENTIAL STRUCTURE	RES1 - SINGLE FAMILY DWELLING	\$323,823	\$161,911	0.00%	0.00%	\$0	\$0
US000433	RESIDENTIAL STRUCTURE	RES1 - SINGLE FAMILY DWELLING	\$347,107	\$173,554	0.00%	0.00%	\$0	\$0
US000434	RESIDENTIAL STRUCTURE	RES1 - SINGLE FAMILY DWELLING	\$347,107	\$173,554	0.00%	0.00%	\$0	\$0
US000435	RESIDENTIAL STRUCTURE	RES1 - SINGLE FAMILY DWELLING	\$347,583	\$173,792	0.00%	0.00%	\$0	\$0
US000436	JUNK	COM2 - WAREHOUSE	\$1,300,893	\$1,300,893	0.00%	0.00%	\$0	\$0
US000437	RADIO	COM1 – RETAIL TRADE	\$117,667	\$117,667	0.00%	0.00%	\$0	\$0
US000438	OTHER	COM2 - WAREHOUSE	\$132,765	\$132,765	0.00%	0.00%	\$0	\$0
US000439	SWIM	COM8 – ENTERTAINMENT & RECREATION	\$72,980	\$72,980	0.00%	0.00%	\$0	\$0

Hazard Mitigation Plan Update, Pala Band of Mission Indians

US000440	RESIDENTIAL STRUCTURE	RES1 - SINGLE FAMILY DWELLING	\$323,823	\$161,911	0.00%	0.00%	\$0	\$0
US000441	RESIDENTIAL STRUCTURE	RES1 - SINGLE FAMILY DWELLING	\$347,107	\$173,554	0.00%	0.00%	\$0	\$0
US000442	OTHER	COM1 – RETAIL TRADE	\$147,062	\$147,062	0.00%	0.00%	\$0	\$0
US000443	OTHER	COM1 – RETAIL TRADE	\$123,594	\$123,594	0.00%	0.00%	\$0	\$0
US000444	OTHER	COM1 – RETAIL TRADE	\$310,801	\$310,801	0.00%	0.00%	\$0	\$0
US000445	OTHER	COM1 – RETAIL TRADE	\$310,358	\$310,358	0.00%	0.00%	\$0	\$0
US000446	OTHER	COM1 – RETAIL TRADE	\$164,994	\$164,994	0.00%	0.00%	\$0	\$0
US000447	OTHER	COM1 – RETAIL TRADE	\$44,569	\$44,569	0.00%	0.00%	\$0	\$0
US000448	OTHER	COM1 – RETAIL TRADE	\$226,250	\$226,250	0.00%	0.00%	\$0	\$0
US000449	OTHER	COM1 – RETAIL TRADE	\$71,920	\$71,920	0.00%	0.00%	\$0	\$0
US000450	RESIDENTIAL STRUCTURE	RES1 - SINGLE FAMILY DWELLING	\$186,786	\$93,393	0.00%	0.00%	\$0	\$0
US000451	RESIDENTIAL STRUCTURE	RES1 - SINGLE FAMILY DWELLING	\$347,583	\$173,792	0.00%	0.00%	\$0	\$0

Hazard Mitigation Plan Update, Pala Band of Mission Indians

US000452	RESIDENTIAL STRUCTURE	RES1 - SINGLE FAMILY DWELLING	\$347,107	\$173,554	0.00%	0.00%	\$0	\$0
US000453	RESIDENTIAL STRUCTURE	RES1 - SINGLE FAMILY DWELLING	\$347,107	\$173,554	0.00%	0.00%	\$0	\$0
US000454	RESIDENTIAL STRUCTURE	RES1 - SINGLE FAMILY DWELLING	\$112,736	\$56,368	0.00%	0.00%	\$0	\$0
US000455	RESIDENTIAL STRUCTURE	RES1 - SINGLE FAMILY DWELLING	\$138,064	\$69,032	0.00%	0.00%	\$0	\$0
US000456	CASINO	COM8 – ENTERTAINMENT & RECREATION	\$485,950	\$485,950	17.80%	79.70%	\$86,502	\$387,306
US000457	CASINO	COM8 – ENTERTAINMENT & RECREATION	\$1,781,523	\$1,781,523	9.64%	48.18%	\$171,668	\$858,342
US000458	CASINO	COM8 – ENTERTAINMENT & RECREATION	\$23,104,409	\$23,104,409	18.01%	80.01%	\$4,160,979	\$18,485,713
US000459	RESIDENTIAL STRUCTURE	RES1 - SINGLE FAMILY DWELLING	\$102,191	\$51,095	0.00%	0.00%	\$0	\$0
US000460	RESIDENTIAL STRUCTURE	RES1 - SINGLE FAMILY DWELLING	\$93,907	\$46,953	0.00%	0.00%	\$0	\$0
US000461	RESIDENTIAL STRUCTURE	RES2 - MANUF HOUSING	\$296,115	\$148,057	0.00%	0.00%	\$0	\$0

Hazard Mitigation Plan Update, Pala Band of Mission Indians

US000462	SHED	COM1 – RETAIL TRADE	\$127,109	\$127,109	0.00%	0.00%	\$0	\$0
US000463	OTHER	COM1 – RETAIL TRADE	\$352,807	\$352,807	0.00%	0.00%	\$0	\$0
US000464	OTHER	COM1 – RETAIL TRADE	\$325,337	\$325,337	0.00%	0.00%	\$0	\$0
US000465	OTHER	COM1 – RETAIL TRADE	\$617,331	\$617,331	0.00%	0.00%	\$0	\$0
US000466	OTHER	COM1 – RETAIL TRADE	\$287,506	\$287,506	0.00%	0.00%	\$0	\$0
US000467	OTHER	COM1 – RETAIL TRADE	\$496,895	\$496,895	0.00%	0.00%	\$0	\$0
US000468	OTHER	COM1 – RETAIL TRADE	\$583,740	\$583,740	0.00%	0.00%	\$0	\$0
US000469	RESIDENTIAL STRUCTURE	RES1 - SINGLE FAMILY DWELLING	\$169,882	\$84,941	0.00%	0.00%	\$0	\$0
US000470	RESIDENTIAL STRUCTURE	RES1 - SINGLE FAMILY DWELLING	\$102,332	\$51,166	0.00%	0.00%	\$0	\$0
US000471	RESIDENTIAL STRUCTURE	RES1 - SINGLE FAMILY DWELLING	\$59,082	\$29,541	0.00%	0.00%	\$0	\$0
US000472	RESIDENTIAL STRUCTURE	RES1 - SINGLE FAMILY DWELLING	\$281,644	\$140,822	0.00%	0.00%	\$0	\$0
US000473	RESIDENTIAL STRUCTURE	RES2 - MANUF HOUSING	\$76,992	\$38,496	0.00%	0.00%	\$0	\$0

Hazard Mitigation Plan Update, Pala Band of Mission Indians

US000474	RESIDENTIAL STRUCTURE	RES2 - MANUF HOUSING	\$68,427	\$34,213	0.00%	0.00%	\$0	\$0
US000475	RESIDENTIAL STRUCTURE	RES2 - MANUF HOUSING	\$98,795	\$49,398	0.00%	0.00%	\$0	\$0
US000476	RESIDENTIAL STRUCTURE	RES2 - MANUF HOUSING	\$85,363	\$42,681	0.00%	0.00%	\$0	\$0
US000477	RESIDENTIAL STRUCTURE	RES2 - MANUF HOUSING	\$95,475	\$47,737	0.00%	0.00%	\$0	\$0
US000478	RESIDENTIAL STRUCTURE	RES2 - MANUF HOUSING	\$177,063	\$88,532	0.00%	0.00%	\$0	\$0
US000479	RESIDENTIAL STRUCTURE	RES2 - MANUF HOUSING	\$67,767	\$33,883	0.00%	0.00%	\$0	\$0
US000480	OTHER	COM1 – RETAIL TRADE	\$792,318	\$792,318	0.00%	0.00%	\$0	\$0
US000481	OTHER	COM1 – RETAIL TRADE	\$561,472	\$561,472	0.00%	0.00%	\$0	\$0
US000482	OTHER	COM1 – RETAIL TRADE	\$232,577	\$232,577	0.00%	0.00%	\$0	\$0
US000483	OTHER	COM1 – RETAIL TRADE	\$518,558	\$518,558	0.00%	0.00%	\$0	\$0
US000484	GAS	COM3 – SERVICE STATION	\$601,422	\$601,422	0.00%	0.00%	\$0	\$0
US000485	RETAIL	COM1 – RETAIL TRADE	\$485,258	\$485,258	0.00%	0.00%	\$0	\$0

Hazard Mitigation Plan Update, Pala Band of Mission Indians

US000486	RESIDENTIAL STRUCTURE	RES1 - SINGLE FAMILY DWELLING	\$34,987	\$17,493	0.00%	0.00%	\$0	\$0
US000487	RESIDENTIAL STRUCTURE	RES1 - SINGLE FAMILY DWELLING	\$25,794	\$12,897	0.00%	0.00%	\$0	\$0
US000488	RESIDENTIAL STRUCTURE	RES1 - SINGLE FAMILY DWELLING	\$86,671	\$43,336	0.00%	0.00%	\$0	\$0
US000489	RESIDENTIAL STRUCTURE	RES1 - SINGLE FAMILY DWELLING	\$174,111	\$87,055	0.00%	0.00%	\$0	\$0
US000490	RESIDENTIAL STRUCTURE	RES1 - SINGLE FAMILY DWELLING	\$107,761	\$53,880	0.00%	0.00%	\$0	\$0
US000491	PARK	COM2 - WAREHOUSE	\$5,002,348	\$5,002,348	10.36%	34.08%	\$518,227	\$1,704,752
US000492	PARK	COM2 - WAREHOUSE	\$13,999,488	\$13,999,488	15.81%	56.50%	\$2,213,515	\$7,909,299
US000493	PARK	COM2 - WAREHOUSE	\$6,257,710	\$6,257,710	8.77%	29.31%	\$548,793	\$1,834,110
US000494	CASINO	COM8 – ENTERTAINMENT & RECREATION	\$5,695,536	\$5,695,536	11.22%	56.99%	\$639,081	\$3,245,693
US000495	RESIDENTIAL STRUCTURE	RES1 - SINGLE FAMILY DWELLING	\$289,053	\$144,526	0.00%	0.00%	\$0	\$0

Hazard Mitigation Plan Update, Pala Band of Mission Indians

US000496	CIVIC	COM1 – RETAIL TRADE	\$2,243,972	\$2,243,972	0.00%	0.00%	\$0	\$0
US000497	RESIDENTIAL STRUCTURE	RES1 - SINGLE FAMILY DWELLING	\$396,381	\$198,190	0.00%	0.00%	\$0	\$0
US000498	RESIDENTIAL STRUCTURE	RES1 - SINGLE FAMILY DWELLING	\$347,107	\$173,554	0.00%	0.00%	\$0	\$0
US000499	RESIDENTIAL STRUCTURE	RES1 - SINGLE FAMILY DWELLING	\$347,583	\$173,792	0.00%	0.00%	\$0	\$0
US000500	PROFESSIONAL	COM1 – RETAIL TRADE	\$409,975	\$409,975	21.21%	80.02%	\$86,968	\$328,068
US000501	PROFESSIONAL	COM1 – RETAIL TRADE	\$105,684	\$105,684	19.60%	75.99%	\$20,713	\$80,314
US000502	OTHER	COM1 – RETAIL TRADE	\$101,802	\$101,802	18.92%	72.61%	\$19,264	\$73,922
US000503	STABLE	COM2 - WAREHOUSE	\$484,296	\$484,296	14.44%	52.83%	\$69,911	\$255,844
US000504	RESIDENTIAL STRUCTURE	RES1 - SINGLE FAMILY DWELLING	\$119,365	\$59,683	50.40%	55.40%	\$60,159	\$33,063

Hazard Mitigation Plan Update, Pala Band of Mission Indians

US000505	RESIDENTIAL STRUCTURE	RES1 - SINGLE FAMILY DWELLING	\$143,742	\$71,871	48.74%	53.74%	\$70,063	\$38,625
US000506	SHED	COM1 – RETAIL TRADE	\$82,616	\$82,616	20.75%	79.24%	\$17,140	\$65,468
US000507	RESIDENTIAL STRUCTURE	RES1 - SINGLE FAMILY DWELLING	\$179,064	\$89,532	54.30%	59.30%	\$97,231	\$53,092
US000508	RESIDENTIAL STRUCTURE	RES1 - SINGLE FAMILY DWELLING	\$289,053	\$144,526	0.00%	0.00%	\$0	\$0
US000509	RESIDENTIAL STRUCTURE	RES1 - SINGLE FAMILY DWELLING	\$76,787	\$38,393	0.00%	0.00%	\$0	\$0
US000510	RESIDENTIAL STRUCTURE	RES1 - SINGLE FAMILY DWELLING	\$302,604	\$151,302	0.00%	0.00%	\$0	\$0
US000511	OTHER	COM1 – RETAIL TRADE	\$230,251	\$230,251	0.00%	0.00%	\$0	\$0
US000512	OTHER	RES1 - SINGLE FAMILY DWELLING	\$88,023	\$44,012	0.00%	0.00%	\$0	\$0
US000513	OTHER	RES1 - SINGLE FAMILY DWELLING	\$86,552	\$43,276	0.00%	0.00%	\$0	\$0
US000514	OTHER	RES1 - SINGLE FAMILY DWELLING	\$86,390	\$43,195	0.00%	0.00%	\$0	\$0

Hazard Mitigation Plan Update, Pala Band of Mission Indians

US000515	OTHER	RES1 - SINGLE FAMILY DWELLING	\$85,503	\$42,752	0.00%	0.00%	\$0	\$0
US000516	OTHER	RES1 - SINGLE FAMILY DWELLING	\$85,904	\$42,952	0.00%	0.00%	\$0	\$0
US000517	OTHER	RES1 - SINGLE FAMILY DWELLING	\$86,607	\$43,303	0.00%	0.00%	\$0	\$0
US000518	OTHER	RES1 - SINGLE FAMILY DWELLING	\$276,485	\$138,243	0.00%	0.00%	\$0	\$0
US000519	OTHER	RES1 - SINGLE FAMILY DWELLING	\$44,212	\$22,106	0.00%	0.00%	\$0	\$0
US000520	OTHER	RES1 - SINGLE FAMILY DWELLING	\$457,020	\$228,510	0.00%	0.00%	\$0	\$0
US000521	OTHER	RES1 - SINGLE FAMILY DWELLING	\$9,896	\$4,948	0.00%	0.00%	\$0	\$0
US000522	OTHER	RES1 - SINGLE FAMILY DWELLING	\$173,451	\$86,725	0.00%	0.00%	\$0	\$0
US000523	RELIGIOUS	REL1 – CHURCH	\$383,878	\$383,878	0.00%	0.00%	\$0	\$0
US000524	RELIGIOUS	REL1 – CHURCH	\$426,327	\$426,327	0.00%	0.00%	\$0	\$0
US000525	SHED	COM1 – RETAIL TRADE	\$74,310	\$74,310	0.00%	0.00%	\$0	\$0
US000526	RESIDENTIAL STRUCTURE	RES1 - SINGLE FAMILY DWELLING	\$106,041	\$53,021	0.00%	0.00%	\$0	\$0

Hazard Mitigation Plan Update, Pala Band of Mission Indians

US000527	RESIDENTIAL STRUCTURE	RES1 - SINGLE FAMILY DWELLING	\$184,937	\$92,468	0.00%	0.00%	\$0	\$0
US000528	RESIDENTIAL STRUCTURE	RES1 - SINGLE FAMILY DWELLING	\$64,425	\$32,212	0.00%	0.00%	\$0	\$0
US000529	RESIDENTIAL STRUCTURE	RES1 - SINGLE FAMILY DWELLING	\$118,760	\$59,380	0.00%	0.00%	\$0	\$0
US000530	RESIDENTIAL STRUCTURE	RES1 - SINGLE FAMILY DWELLING	\$86,206	\$43,103	0.00%	0.00%	\$0	\$0
US000531	AGRICULT	AGR1 – AGRICULTURE	\$809,730	\$809,730	0.00%	0.00%	\$0	\$0
US000532	RESIDENTIAL STRUCTURE	RES1 - SINGLE FAMILY DWELLING	\$203,214	\$101,607	0.00%	0.00%	\$0	\$0
US000533	RESIDENTIAL STRUCTURE	RES1 - SINGLE FAMILY DWELLING	\$104,332	\$52,166	0.00%	0.00%	\$0	\$0
US000534	RESIDENTIAL STRUCTURE	RES1 - SINGLE FAMILY DWELLING	\$104,332	\$52,166	0.00%	0.00%	\$0	\$0
US000535	RESIDENTIAL STRUCTURE	RES1 - SINGLE FAMILY DWELLING	\$94,080	\$47,040	0.00%	0.00%	\$0	\$0
US000536	GARAGE	COM10 - PARKING	\$183,368	\$183,368	0.00%	0.00%	\$0	\$0
US000537	SHED	COM1 – RETAIL TRADE	\$45,347	\$45,347	0.00%	0.00%	\$0	\$0
US000538	OTHER	COM2 - WAREHOUSE	\$131,608	\$131,608	0.00%	0.00%	\$0	\$0

Hazard Mitigation Plan Update, Pala Band of Mission Indians

US000539	RESIDENTIAL STRUCTURE	RES1 - SINGLE FAMILY DWELLING	\$94,080	\$47,040	0.00%	0.00%	\$0	\$0
US000540	CARPORT	COM10 - PARKING	\$76,938	\$76,938	0.00%	0.00%	\$0	\$0
US000541	RESIDENTIAL STRUCTURE	RES1 - SINGLE FAMILY DWELLING	\$324,969	\$162,485	0.00%	0.00%	\$0	\$0
US000542	RESIDENTIAL STRUCTURE	RES1 - SINGLE FAMILY DWELLING	\$359,404	\$179,702	0.00%	0.00%	\$0	\$0
US000543	FIRE	COM1 – RETAIL TRADE	\$2,209,840	\$2,209,840	0.00%	0.00%	\$0	\$0
US000544	RESIDENTIAL STRUCTURE	RES2 - MANUF HOUSING	\$148,403	\$74,202	0.00%	0.00%	\$0	\$0
US000545	RESIDENTIAL STRUCTURE	RES1 - SINGLE FAMILY DWELLING	\$289,117	\$144,559	0.00%	0.00%	\$0	\$0
US000546	RESIDENTIAL STRUCTURE	RES1 - SINGLE FAMILY DWELLING	\$268,915	\$134,457	0.00%	0.00%	\$0	\$0
US000547	RESIDENTIAL STRUCTURE	RES1 - SINGLE FAMILY DWELLING	\$289,117	\$144,559	0.00%	0.00%	\$0	\$0
US000548	RESIDENTIAL STRUCTURE	RES1 - SINGLE FAMILY DWELLING	\$347,107	\$173,554	0.00%	0.00%	\$0	\$0
US000549	RESIDENTIAL STRUCTURE	RES1 - SINGLE FAMILY DWELLING	\$397,148	\$198,574	0.00%	0.00%	\$0	\$0

Hazard Mitigation Plan Update, Pala Band of Mission Indians

US000550	RESIDENTIAL STRUCTURE	RES1 - SINGLE FAMILY DWELLING	\$359,404	\$179,702	0.00%	0.00%	\$0	\$0
US000551	OTHER	COM1 – RETAIL TRADE	\$47,651	\$47,651	0.00%	0.00%	\$0	\$0
US000552	RELIGIOUS	REL1 – CHURCH	\$2,593,383	\$2,593,383	0.00%	0.00%	\$0	\$0
US000553	PATIO	COM1 – RETAIL TRADE	\$156,407	\$156,407	0.00%	0.00%	\$0	\$0
US000554	GAZEBO	COM1 – RETAIL TRADE	\$46,753	\$46,753	0.00%	0.00%	\$0	\$0
US000555	PATIO	COM1 – RETAIL TRADE	\$141,503	\$141,503	0.00%	0.00%	\$0	\$0
US000556	COMMUNITY	COM8 – ENTERTAINMENT & RECREATION	\$559,514	\$559,514	0.00%	0.00%	\$0	\$0
US000557	CDAYCARE	EDU1 – GRADE SCHOOLS	\$408,104	\$408,104	0.00%	0.00%	\$0	\$0
US000558	COMMUNITY	COM8 – ENTERTAINMENT & RECREATION	\$376,362	\$376,362	0.00%	0.00%	\$0	\$0
US000559	MUSEUM	COM8 – ENTERTAINMENT & RECREATION	\$374,956	\$374,956	0.00%	0.00%	\$0	\$0

Hazard Mitigation Plan Update, Pala Band of Mission Indians

US000560	MUSEUM	COM8 – ENTERTAINMENT & RECREATION	\$34,208	\$34,208	0.00%	0.00%	\$0	\$0
US000561	RESIDENTIAL STRUCTURE	RES1 - SINGLE FAMILY DWELLING	\$349,725	\$174,862	0.00%	0.00%	\$0	\$0
US000562	RESIDENTIAL STRUCTURE	RES1 - SINGLE FAMILY DWELLING	\$162,960	\$81,480	0.00%	0.00%	\$0	\$0
US000563	SHED	COM1 – RETAIL TRADE	\$62,121	\$62,121	0.00%	0.00%	\$0	\$0
US000564	RESIDENTIAL STRUCTURE	RES2 - MANUF HOUSING	\$121,853	\$60,926	0.00%	0.00%	\$0	\$0
US000565	SHED	COM1 – RETAIL TRADE	\$67,518	\$67,518	0.00%	0.00%	\$0	\$0
US000566	SHED	COM1 – RETAIL TRADE	\$53,761	\$53,761	0.00%	0.00%	\$0	\$0
US000567	SHED	COM1 – RETAIL TRADE	\$104,376	\$104,376	0.00%	0.00%	\$0	\$0
US000568	RESIDENTIAL STRUCTURE	RES1 - SINGLE FAMILY DWELLING	\$397,148	\$198,574	0.00%	0.00%	\$0	\$0
US000569	RESIDENTIAL STRUCTURE	RES1 - SINGLE FAMILY DWELLING	\$268,915	\$134,457	0.00%	0.00%	\$0	\$0
US000570	RESIDENTIAL STRUCTURE	RES1 - SINGLE FAMILY DWELLING	\$289,117	\$144,559	0.00%	0.00%	\$0	\$0

Hazard Mitigation Plan Update, Pala Band of Mission Indians

US000571	RESIDENTIAL STRUCTURE	RES1 - SINGLE FAMILY DWELLING	\$323,834	\$161,917	0.00%	0.00%	\$0	\$0
US000572	RESIDENTIAL STRUCTURE	RES1 - SINGLE FAMILY DWELLING	\$397,148	\$198,574	0.00%	0.00%	\$0	\$0
US000573	OTHER	COM1 – RETAIL TRADE	\$62,175	\$62,175	0.00%	0.00%	\$0	\$0
US000574	OTHER	COM1 – RETAIL TRADE	\$103,640	\$103,640	11.33%	33.46%	\$11,743	\$34,677
US000575	OTHER	COM1 – RETAIL TRADE	\$39,161	\$39,161	0.00%	0.00%	\$0	\$0
US000576	OTHER	COM1 – RETAIL TRADE	\$50,225	\$50,225	0.00%	0.00%	\$0	\$0
US000577	OTHER	COM1 – RETAIL TRADE	\$21,749	\$21,749	0.00%	0.00%	\$0	\$0
US000578	OTHER	COM1 – RETAIL TRADE	\$22,820	\$22,820	0.00%	0.00%	\$0	\$0
US000579	OTHER	COM1 – RETAIL TRADE	\$74,331	\$74,331	18.73%	71.66%	\$13,924	\$53,266
US000580	OTHER	COM1 – RETAIL TRADE	\$151,778	\$151,778	0.00%	0.00%	\$0	\$0
US000581	OTHER	COM1 – RETAIL TRADE	\$162,560	\$162,560	0.00%	0.00%	\$0	\$0

Hazard Mitigation Plan Update, Pala Band of Mission Indians

US000582	OTHER	COM1 – RETAIL TRADE	\$70,882	\$70,882	0.00%	0.00%	\$0	\$0
US000583	RESIDENTIAL STRUCTURE	RES1 - SINGLE FAMILY DWELLING	\$397,148	\$198,574	0.00%	0.00%	\$0	\$0
US000584	RESIDENTIAL STRUCTURE	RES1 - SINGLE FAMILY DWELLING	\$142,726	\$71,363	0.00%	0.00%	\$0	\$0
US000585	RESIDENTIAL STRUCTURE	RES1 - SINGLE FAMILY DWELLING	\$347,107	\$173,554	0.00%	0.00%	\$0	\$0
US000586	RESIDENTIAL STRUCTURE	RES2 - MANUF HOUSING	\$150,556	\$75,278	0.00%	0.00%	\$0	\$0
US000587	RESIDENTIAL STRUCTURE	RES2 - MANUF HOUSING	\$150,556	\$75,278	0.00%	0.00%	\$0	\$0
US000588	RESIDENTIAL STRUCTURE	RES2 - MANUF HOUSING	\$262,372	\$131,186	0.00%	0.00%	\$0	\$0
US000589	RESIDENTIAL STRUCTURE	RES2 - MANUF HOUSING	\$289,117	\$144,559	0.00%	0.00%	\$0	\$0
US000590	RESIDENTIAL STRUCTURE	RES2 - MANUF HOUSING	\$41,184	\$20,592	0.00%	0.00%	\$0	\$0
US000591	OTHER	COM1 – RETAIL TRADE	\$161,414	\$161,414	0.00%	0.00%	\$0	\$0
US000592	WATER TREATMENT PLANT	COM1 – RETAIL TRADE	\$106,225	\$106,225	0.00%	0.00%	\$0	\$0
US000593	WATER TREATMENT PLANT	COM1 – RETAIL TRADE	\$168,184	\$168,184	0.00%	0.00%	\$0	\$0

Hazard Mitigation Plan Update, Pala Band of Mission Indians

US000594	RESIDENTIAL STRUCTURE	RES2 - MANUF HOUSING	\$84,984	\$42,492	75.10%	66.52%	\$63,822	\$28,265
US000595	AGRICULT	AGR1 – AGRICULTURE	\$105,738	\$105,738	0.00%	0.00%	\$0	\$0
US000596	RESIDENTIAL STRUCTURE	RES2 - MANUF HOUSING	\$330,452	\$165,226	8.48%	2.31%	\$28,038	\$3,823
US000597	OTHER	COM1 – RETAIL TRADE	\$70,882	\$70,882	0.00%	0.00%	\$0	\$0
US000598	RESIDENTIAL STRUCTURE	RES1 - SINGLE FAMILY DWELLING	\$162,928	\$81,464	0.00%	0.00%	\$0	\$0
US000599	RELIGIOUS	REL1 – CHURCH	\$1,160,731	\$1,160,731	0.00%	0.00%	\$0	\$0
US000600	CHARTER	EDU1 – GRADE SCHOOLS	\$910,061	\$910,061	0.00%	0.00%	\$0	\$0
US000601	CHARTER	EDU1 – GRADE SCHOOLS	\$499,469	\$499,469	0.00%	0.00%	\$0	\$0
US000602	CONVENT	REL1 – CHURCH	\$638,929	\$638,929	0.00%	0.00%	\$0	\$0
US000603	CHARTER	EDU1 – GRADE SCHOOLS	\$92,555	\$92,555	0.00%	0.00%	\$0	\$0

Hazard Mitigation Plan Update, Pala Band of Mission Indians

US000604	CHARTER	EDU1 – GRADE SCHOOLS	\$104,678	\$104,678	0.00%	0.00%	\$0	\$0
US000605	SHED	COM1 – RETAIL TRADE	\$13,475	\$13,475	0.00%	0.00%	\$0	\$0
US000606	SHED	COM1 – RETAIL TRADE	\$31,504	\$31,504	0.00%	0.00%	\$0	\$0
US000607	GAZEBO	COM1 – RETAIL TRADE	\$55,016	\$55,016	0.00%	0.00%	\$0	\$0
US000608	RESIDENTIAL STRUCTURE	RES1 - SINGLE FAMILY DWELLING	\$347,107	\$173,554	0.00%	0.00%	\$0	\$0
US000609	RESIDENTIAL STRUCTURE	RES1 - SINGLE FAMILY DWELLING	\$347,107	\$173,554	0.00%	0.00%	\$0	\$0
US000610	PROFESSIONAL	COM1 – RETAIL TRADE	\$158,743	\$158,743	0.00%	0.00%	\$0	\$0
US000611	RESIDENTIAL STRUCTURE	RES1 - SINGLE FAMILY DWELLING	\$347,107	\$173,554	0.00%	0.00%	\$0	\$0
US000612	RESIDENTIAL STRUCTURE	RES1 - SINGLE FAMILY DWELLING	\$347,107	\$173,554	0.00%	0.00%	\$0	\$0
US000613	RESIDENTIAL STRUCTURE	RES1 - SINGLE FAMILY DWELLING	\$347,107	\$173,554	0.00%	0.00%	\$0	\$0
US000614	OTHER	COM1 – RETAIL TRADE	\$37,193	\$37,193	0.00%	0.00%	\$0	\$0
US000615	RESIDENTIAL STRUCTURE	RES1 - SINGLE FAMILY DWELLING	\$345,583	\$172,791	0.00%	0.00%	\$0	\$0

Hazard Mitigation Plan Update, Pala Band of Mission Indians

US000616	RESIDENTIAL STRUCTURE	RES1 - SINGLE FAMILY DWELLING	\$156,407	\$78,203	0.00%	0.00%	\$0	\$0
US000617	RESIDENTIAL STRUCTURE	RES1 - SINGLE FAMILY DWELLING	\$347,107	\$173,554	0.00%	0.00%	\$0	\$0
US000618	RESIDENTIAL STRUCTURE	RES1 - SINGLE FAMILY DWELLING	\$347,107	\$173,554	0.00%	0.00%	\$0	\$0
US000619	RESIDENTIAL STRUCTURE	RES1 - SINGLE FAMILY DWELLING	\$347,107	\$173,554	0.00%	0.00%	\$0	\$0
US000620	POSTOFFICE	COM1 – RETAIL TRADE	\$155,736	\$155,736	0.00%	0.00%	\$0	\$0
US000621	RESIDENTIAL STRUCTURE	RES1 - SINGLE FAMILY DWELLING	\$347,107	\$173,554	0.00%	0.00%	\$0	\$0
US000622	RESIDENTIAL STRUCTURE	RES1 - SINGLE FAMILY DWELLING	\$347,107	\$173,554	0.00%	0.00%	\$0	\$0
US000623	RESIDENTIAL STRUCTURE	RES1 - SINGLE FAMILY DWELLING	\$359,393	\$179,697	0.00%	0.00%	\$0	\$0
US000624	RESIDENTIAL STRUCTURE	RES1 - SINGLE FAMILY DWELLING	\$347,107	\$173,554	0.00%	0.00%	\$0	\$0
US000625	RESIDENTIAL STRUCTURE	RES1 - SINGLE FAMILY DWELLING	\$347,107	\$173,554	0.00%	0.00%	\$0	\$0
US000626	RESIDENTIAL STRUCTURE	RES1 - SINGLE FAMILY DWELLING	\$347,107	\$173,554	0.00%	0.00%	\$0	\$0
US000627	RESIDENTIAL STRUCTURE	RES1 - SINGLE FAMILY DWELLING	\$347,107	\$173,554	0.00%	0.00%	\$0	\$0

Hazard Mitigation Plan Update, Pala Band of Mission Indians

US000628	RESIDENTIAL STRUCTURE	RES1 - SINGLE FAMILY DWELLING	\$324,839	\$162,420	0.00%	0.00%	\$0	\$0
US000629	LIBRARY	COM8 – ENTERTAINMENT & RECREATION	\$22,030	\$22,030	0.00%	0.00%	\$0	\$0
US000630	LIBRARY	COM8 – ENTERTAINMENT & RECREATION	\$862,886	\$862,886	0.00%	0.00%	\$0	\$0
US000631	RESIDENTIAL STRUCTURE	RES1 - SINGLE FAMILY DWELLING	\$347,107	\$173,554	0.00%	0.00%	\$0	\$0
US000632	RESIDENTIAL STRUCTURE	RES1 - SINGLE FAMILY DWELLING	\$157,477	\$78,739	0.00%	0.00%	\$0	\$0
US000633	RELIGIOUS	REL1 – CHURCH	\$220,777	\$220,777	0.00%	0.00%	\$0	\$0
US000634	RESIDENTIAL STRUCTURE	RES1 - SINGLE FAMILY DWELLING	\$130,537	\$65,269	0.00%	0.00%	\$0	\$0
US000635	OTHERREC	COM8 – ENTERTAINMENT & RECREATION	\$75,164	\$75,164	17.27%	78.91%	\$12,981	\$59,309
US000636	OTHER	COM1 – RETAIL TRADE	\$228,402	\$228,402	18.10%	68.51%	\$41,346	\$156,479
US000637	RESIDENTIAL STRUCTURE	RES1 - SINGLE FAMILY DWELLING	\$435,250	\$217,625	0.00%	0.00%	\$0	\$0

Hazard Mitigation Plan Update, Pala Band of Mission Indians

US000638	RESIDENTIAL STRUCTURE	RES1 - SINGLE FAMILY DWELLING	\$435,250	\$217,625	0.00%	0.00%	\$0	\$0
US000639	RESIDENTIAL STRUCTURE	RES1 - SINGLE FAMILY DWELLING	\$379,790	\$189,895	24.82%	28.02%	\$94,251	\$53,206
US000640	RESIDENTIAL STRUCTURE	RES1 - SINGLE FAMILY DWELLING	\$182,752	\$91,376	21.77%	24.77%	\$39,777	\$22,630
US000641	RESIDENTIAL STRUCTURE	RES2 - MANUF HOUSING	\$39,897	\$19,948	0.00%	0.00%	\$0	\$0
US000642	OTHER	COM2 - WAREHOUSE	\$160,040	\$160,040	0.00%	0.00%	\$0	\$0
US000643	GARAGE	COM10 - PARKING	\$68,946	\$68,946	0.00%	0.00%	\$0	\$0
US000644	RESIDENTIAL STRUCTURE	RES1 - SINGLE FAMILY DWELLING	\$79,285	\$39,642	0.00%	0.00%	\$0	\$0
US000645	SHED	COM1 – RETAIL TRADE	\$46,331	\$46,331	0.00%	0.00%	\$0	\$0
US000646	SHED	COM1 – RETAIL TRADE	\$103,229	\$103,229	0.00%	0.00%	\$0	\$0
US000647	RESIDENTIAL STRUCTURE	RES1 - SINGLE FAMILY DWELLING	\$132,776	\$66,388	0.00%	0.00%	\$0	\$0
US000648	RESIDENTIAL STRUCTURE	RES1 - SINGLE FAMILY DWELLING	\$142,066	\$71,033	0.00%	0.00%	\$0	\$0

Hazard Mitigation Plan Update, Pala Band of Mission Indians

US000649	SHED	COM1 – RETAIL TRADE	\$55,016	\$55,016	8.92%	25.76%	\$4,908	\$14,173
US000650	SHED	COM1 – RETAIL TRADE	\$56,898	\$56,898	0.00%	0.00%	\$0	\$0
US000651	SHED	COM1 – RETAIL TRADE	\$68,459	\$68,459	0.00%	0.00%	\$0	\$0
US000652	SHED	COM1 – RETAIL TRADE	\$29,839	\$29,839	0.00%	0.00%	\$0	\$0
US000653	SHED	COM1 – RETAIL TRADE	\$50,917	\$50,917	3.30%	8.91%	\$1,681	\$4,534
US000654	SHED	COM1 – RETAIL TRADE	\$33,732	\$33,732	0.00%	0.00%	\$0	\$0
US000655	SHED	COM1 – RETAIL TRADE	\$25,242	\$25,242	0.00%	0.00%	\$0	\$0
US000656	SHED	COM1 – RETAIL TRADE	\$16,958	\$16,958	0.90%	1.81%	\$153	\$306
US000657	SHED	COM1 – RETAIL TRADE	\$30,304	\$30,304	0.00%	0.00%	\$0	\$0
US000658	SHED	COM1 – RETAIL TRADE	\$28,389	\$28,389	0.00%	0.00%	\$0	\$0
US000659	SHED	COM1 – RETAIL TRADE	\$28,541	\$28,541	0.00%	0.00%	\$0	\$0
US000660	SHED	COM1 – RETAIL TRADE	\$26,821	\$26,821	0.00%	0.00%	\$0	\$0

Hazard Mitigation Plan Update, Pala Band of Mission Indians

US000661	SHED	COM1 – RETAIL TRADE	\$31,731	\$31,731	0.00%	0.00%	\$0	\$0
US000662	RESIDENTIAL STRUCTURE	RES2 - MANUF HOUSING	\$60,769	\$30,385	0.00%	0.00%	\$0	\$0
US000663	RESIDENTIAL STRUCTURE	RES2 - MANUF HOUSING	\$47,143	\$23,571	0.00%	0.00%	\$0	\$0
US000664	RESIDENTIAL STRUCTURE	RES1 - SINGLE FAMILY DWELLING	\$85,352	\$42,676	0.00%	0.00%	\$0	\$0
US000665	RESIDENTIAL STRUCTURE	RES2 - MANUF HOUSING	\$96,621	\$48,311	35.92%	21.12%	\$34,707	\$10,205
US000666	PATIO	COM1 – RETAIL TRADE	\$82,345	\$82,345	0.00%	0.00%	\$0	\$0
US000667	RESIDENTIAL STRUCTURE	RES1 - SINGLE FAMILY DWELLING	\$206,015	\$103,007	0.00%	0.00%	\$0	\$0
US000668	RESIDENTIAL STRUCTURE	RES1 - SINGLE FAMILY DWELLING	\$183,790	\$91,895	0.00%	0.00%	\$0	\$0
US000669	RESIDENTIAL STRUCTURE	RES2 - MANUF HOUSING	\$61,072	\$30,536	0.00%	0.00%	\$0	\$0
US000670	RESIDENTIAL STRUCTURE	RES2 - MANUF HOUSING	\$148,284	\$74,142	0.00%	0.00%	\$0	\$0
US000671	RESIDENTIAL STRUCTURE	RES2 - MANUF HOUSING	\$51,588	\$25,794	0.00%	0.00%	\$0	\$0

Hazard Mitigation Plan Update, Pala Band of Mission Indians

US000672	RESIDENTIAL STRUCTURE	RES2 - MANUF HOUSING	\$87,428	\$43,714	0.00%	0.00%	\$0	\$0
US000673	RESIDENTIAL STRUCTURE	RES2 - MANUF HOUSING	\$182,503	\$91,252	0.00%	0.00%	\$0	\$0
US000674	RESIDENTIAL STRUCTURE	RES2 - MANUF HOUSING	\$203,127	\$101,564	0.00%	0.00%	\$0	\$0
US000675	RESIDENTIAL STRUCTURE	RES2 - MANUF HOUSING	\$86,661	\$43,330	0.00%	0.00%	\$0	\$0
US000676	RESIDENTIAL STRUCTURE	RES2 - MANUF HOUSING	\$171,018	\$85,509	0.00%	0.00%	\$0	\$0
US000677	RESIDENTIAL STRUCTURE	RES2 - MANUF HOUSING	\$56,443	\$28,222	0.00%	0.00%	\$0	\$0
US000678	SHED	COM1 – RETAIL TRADE	\$44,644	\$44,644	0.00%	0.00%	\$0	\$0
US000679	GARAGE	COM10 - PARKING	\$297,142	\$297,142	0.00%	0.00%	\$0	\$0
US000680	RESIDENTIAL STRUCTURE	RES2 - MANUF HOUSING	\$198,077	\$99,038	7.98%	2.18%	\$15,801	\$2,155
US000681	STABLE	COM2 - WAREHOUSE	\$511,485	\$511,485	0%	2.62%	\$0	\$13,377
US000682	STABLE	COM2 - WAREHOUSE	\$260,652	\$260,652	0%	1.28%	\$0	\$3,348

Hazard Mitigation Plan Update, Pala Band of Mission Indians

US000683	RESIDENTIAL STRUCTURE	RES2 - MANUF HOUSING	\$230,197	\$115,099	0.00%	0.00%	\$0	\$0
US000684	RESIDENTIAL STRUCTURE	RES1 - SINGLE FAMILY DWELLING	\$97,778	\$48,889	11.58%	14.29%	\$11,319	\$6,987
US000685	RESIDENTIAL STRUCTURE	RES1 - SINGLE FAMILY DWELLING	\$188,516	\$94,258	0.00%	0.00%	\$0	\$0
US000686	RESIDENTIAL STRUCTURE	RES1 - SINGLE FAMILY DWELLING	\$45,358	\$22,679	12.44%	15.33%	\$5,644	\$3,477
US000687	RESIDENTIAL STRUCTURE	RES1 - SINGLE FAMILY DWELLING	\$628,449	\$314,224	0.00%	0.00%	\$0	\$0
US000688	GARAGE	COM10 - PARKING	\$97,573	\$97,573	6.13%	20.38%	\$5,976	\$19,880
US000689	WATER TREATMENT PLANT	COM1 – RETAIL TRADE	\$55,027	\$55,027	12.93%	38.58%	\$7,116	\$21,232
US000690	OTHER	COM1 – RETAIL TRADE	\$100,882	\$100,882	0.00%	0.00%	\$0	\$0
US000691	RESIDENTIAL STRUCTURE	RES1 - SINGLE FAMILY DWELLING	\$293,130	\$146,565	0.00%	0.00%	\$0	\$0
US000692	OTHER	COM2 - WAREHOUSE	\$81,058	\$81,058	0.00%	0.00%	\$0	\$0
US000693	OTHER	COM2 - WAREHOUSE	\$40,859	\$40,859	0.00%	0.00%	\$0	\$0

Hazard Mitigation Plan Update, Pala Band of Mission Indians

US000694	OTHER	COM2 - WAREHOUSE	\$48,062	\$48,062	0.00%	0.00%	\$0	\$0
US000695	OTHER	COM2 - WAREHOUSE	\$38,177	\$38,177	0.00%	0.00%	\$0	\$0
US000696	OTHER	COM2 - WAREHOUSE	\$22,571	\$22,571	0.00%	0.00%	\$0	\$0
US000697	OTHER	COM2 - WAREHOUSE	\$24,128	\$24,128	0.00%	0.00%	\$0	\$0
US000698	OTHER	COM2 - WAREHOUSE	\$24,820	\$24,820	0.00%	0.00%	\$0	\$0
US000699	OTHER	COM2 - WAREHOUSE	\$46,883	\$46,883	0.00%	0.00%	\$0	\$0
US000700	SHED	COM1 – RETAIL TRADE	\$53,469	\$53,469	0.00%	0.00%	\$0	\$0
US000701	SHED	COM1 – RETAIL TRADE	\$32,034	\$32,034	0.00%	0.00%	\$0	\$0
US000702	SHED	COM1 – RETAIL TRADE	\$22,593	\$22,593	0.00%	0.00%	\$0	\$0
US000703	SHED	COM1 – RETAIL TRADE	\$52,117	\$52,117	0.00%	0.00%	\$0	\$0
US000704	RESIDENTIAL STRUCTURE	RES1 - SINGLE FAMILY DWELLING	\$226,055	\$113,028	0.00%	0.00%	\$0	\$0
US000705	SHED	COM1 – RETAIL TRADE	\$175,571	\$175,571	0.00%	0.00%	\$0	\$0

Hazard Mitigation Plan Update, Pala Band of Mission Indians

US000706	GARAGE	COM10 - PARKING	\$106,247	\$106,247	0.00%	0.00%	\$0	\$0
US000707	RESIDENTIAL STRUCTURE	RES1 - SINGLE FAMILY DWELLING	\$378,460	\$189,230	0.00%	0.00%	\$0	\$0
US000708	FIFTHWHEEL	REL1 – CHURCH	\$42,979	\$42,979	0.00%	0.00%	\$0	\$0
US000709	GARAGE	COM10 - PARKING	\$75,175	\$75,175	0.00%	0.00%	\$0	\$0
US000710	OTHER	COM1 – RETAIL TRADE	\$233,377	\$233,377	0.00%	0.00%	\$0	\$0
US000711	SHED	COM1 – RETAIL TRADE	\$47,316	\$47,316	0.00%	0.00%	\$0	\$0
US000712	STORAGECONTAINER	COM2 - WAREHOUSE	\$36,555	\$36,555	0.00%	0.00%	\$0	\$0
US000713	OTHERREC	COM8 – ENTERTAINMENT & RECREATION	\$156,417	\$156,417	0.00%	0.00%	\$0	\$0
US000714	WATER TREATMENT PLANT	COM1 – RETAIL TRADE	\$54,280	\$54,280	0.00%	0.00%	\$0	\$0
US000715	WATER TREATMENT PLANT	COM1 – RETAIL TRADE	\$71,898	\$71,898	0.00%	0.00%	\$0	\$0
US000716	STORAGECONTAINER	COM2 - WAREHOUSE	\$44,601	\$44,601	0.00%	0.00%	\$0	\$0

Hazard Mitigation Plan Update, Pala Band of Mission Indians

US000717	STORAGECONTAINER	COM2 - WAREHOUSE	\$46,342	\$46,342	0.00%	0.00%	\$0	\$0
US000718	STORAGECONTAINER	COM2 - WAREHOUSE	\$53,091	\$53,091	0.00%	0.00%	\$0	\$0
US000719	STORAGECONTAINER	COM2 - WAREHOUSE	\$42,049	\$42,049	0.00%	0.00%	\$0	\$0
US000720	RESIDENTIAL STRUCTURE	RES1 - SINGLE FAMILY DWELLING	\$392,357	\$196,179	0.00%	0.00%	\$0	\$0
US000721	RESIDENTIAL STRUCTURE	RES1 - SINGLE FAMILY DWELLING	\$392,357	\$196,179	0.00%	0.00%	\$0	\$0
US000722	RESIDENTIAL STRUCTURE	RES2 - MANUF HOUSING	\$80,961	\$40,481	0.00%	0.00%	\$0	\$0
US000723	RESIDENTIAL STRUCTURE	RES2 - MANUF HOUSING	\$83,427	\$41,713	0.00%	0.00%	\$0	\$0
US000724	RESIDENTIAL STRUCTURE	RES2 - MANUF HOUSING	\$62,586	\$31,293	0.00%	0.00%	\$0	\$0
US000725	RESIDENTIAL STRUCTURE	RES2 - MANUF HOUSING	\$49,598	\$24,799	0.00%	0.00%	\$0	\$0
US000726	RESIDENTIAL STRUCTURE	RES2 - MANUF HOUSING	\$51,782	\$25,891	0.00%	0.00%	\$0	\$0
US000727	RESIDENTIAL STRUCTURE	RES2 - MANUF HOUSING	\$22,311	\$11,156	0.00%	0.00%	\$0	\$0
US000728	RESIDENTIAL STRUCTURE	RES1 - SINGLE FAMILY DWELLING	\$120,663	\$60,331	0.00%	0.00%	\$0	\$0

Hazard Mitigation Plan Update, Pala Band of Mission Indians

US000729	SHED	COM1 – RETAIL TRADE	\$38,523	\$38,523	0.00%	0.00%	\$0	\$0
US000730	SHED	COM1 – RETAIL TRADE	\$29,157	\$29,157	0.00%	0.00%	\$0	\$0
US000731	OTHER	COM1 – RETAIL TRADE	\$91,787	\$91,787	0.00%	0.00%	\$0	\$0
US000732	OTHER	COM1 – RETAIL TRADE	\$221,783	\$221,783	12.19%	36.20%	\$27,031	\$80,290
US000733	OTHER	COM1 – RETAIL TRADE	\$51,285	\$51,285	25.20%	84.47%	\$12,925	\$43,319
US000734	RESIDENTIAL STRUCTURE	RES2 - MANUF HOUSING	\$199,212	\$99,606	0.00%	0.00%	\$0	\$0
US000735	RESIDENTIAL STRUCTURE	RES2 - MANUF HOUSING	\$33,927	\$16,963	0.00%	0.00%	\$0	\$0
US000736	SHED	COM1 – RETAIL TRADE	\$30,325	\$30,325	0.00%	0.00%	\$0	\$0
US000737	RESIDENTIAL STRUCTURE	RES2 - MANUF HOUSING	\$25,188	\$12,594	0.00%	0.00%	\$0	\$0
US000738	RESIDENTIAL STRUCTURE	RES2 - MANUF HOUSING	\$121,009	\$60,505	0.00%	0.00%	\$0	\$0
US000739	RESIDENTIAL STRUCTURE	RES2 - MANUF HOUSING	\$31,407	\$15,703	0.00%	0.00%	\$0	\$0

Hazard Mitigation Plan Update, Pala Band of Mission Indians

US000740	RESIDENTIAL STRUCTURE	RES2 - MANUF HOUSING	\$74,256	\$37,128	0.00%	0.00%	\$0	\$0
US000741	SHED	COM1 – RETAIL TRADE	\$50,538	\$50,538	0.00%	0.00%	\$0	\$0
US000742	GARAGE	COM10 - PARKING	\$180,102	\$180,102	0.00%	0.00%	\$0	\$0
US000743	GARAGE	COM10 - PARKING	\$98,503	\$98,503	0.00%	0.00%	\$0	\$0
US000744	GARAGE	COM10 - PARKING	\$114,542	\$114,542	0.00%	0.00%	\$0	\$0
US000745	GARAGE	COM10 - PARKING	\$60,294	\$60,294	0.00%	0.00%	\$0	\$0
US000746	STORAGECONTAINER	COM2 - WAREHOUSE	\$96,838	\$96,838	0.00%	0.00%	\$0	\$0
US000747	STORAGECONTAINER	COM2 - WAREHOUSE	\$26,702	\$26,702	0.00%	0.00%	\$0	\$0
US000748	STORAGECONTAINER	COM2 - WAREHOUSE	\$25,112	\$25,112	0.00%	0.00%	\$0	\$0
US000749	SHED	COM1 – RETAIL TRADE	\$44,039	\$44,039	0.00%	0.00%	\$0	\$0
US000750	RESIDENTIAL STRUCTURE	RES2 - MANUF HOUSING	\$46,094	\$23,047	0.00%	0.00%	\$0	\$0
US000751	SHED	COM1 – RETAIL TRADE	\$72,947	\$72,947	0.00%	0.00%	\$0	\$0

Hazard Mitigation Plan Update, Pala Band of Mission Indians

US000752	SHED	COM1 – RETAIL TRADE	\$20,311	\$20,311	0.00%	0.00%	\$0	\$0
US000753	BARN	COM2 - WAREHOUSE	\$105,079	\$105,079	0.00%	0.00%	\$0	\$0
US000754	STORAGECONTAINER	COM2 - WAREHOUSE	\$102,883	\$102,883	0.00%	0.00%	\$0	\$0
US000755	SHED	COM1 – RETAIL TRADE	\$29,990	\$29,990	0.00%	0.00%	\$0	\$0
US000756	RESIDENTIAL STRUCTURE	RES1 - SINGLE FAMILY DWELLING	\$219,069	\$109,534	0.00%	0.00%	\$0	\$0
US000757	RESIDENTIAL STRUCTURE	RES1 - SINGLE FAMILY DWELLING	\$460,924	\$230,462	0.00%	0.00%	\$0	\$0
US000758	SHED	COM1 – RETAIL TRADE	\$92,447	\$92,447	0.00%	0.00%	\$0	\$0
US000759	STORAGECONTAINER	COM2 - WAREHOUSE	\$189,133	\$189,133	0.00%	0.00%	\$0	\$0
US000760	SHED	COM1 – RETAIL TRADE	\$37,463	\$37,463	0.00%	0.00%	\$0	\$0
US000761	SHED	COM1 – RETAIL TRADE	\$69,724	\$69,724	0.00%	0.00%	\$0	\$0
US000762	SHED	COM1 – RETAIL TRADE	\$31,720	\$31,720	0.00%	0.00%	\$0	\$0
US000763	STORAGECONTAINER	COM2 - WAREHOUSE	\$44,277	\$44,277	0.00%	0.00%	\$0	\$0

Hazard Mitigation Plan Update, Pala Band of Mission Indians

US000764	STORAGECONTAINER	COM2 - WAREHOUSE	\$33,364	\$33,364	0.00%	0.00%	\$0	\$0
US000765	STORAGECONTAINER	COM2 - WAREHOUSE	\$31,980	\$31,980	0.00%	0.00%	\$0	\$0
US000766	RESIDENTIAL STRUCTURE	RES1 - SINGLE FAMILY DWELLING	\$225,352	\$112,676	16.12%	19.12%	\$36,333	\$21,547
US000767	RACETRACK	COM8 – ENTERTAINMENT & RECREATION	\$652,123	\$652,123	0.00%	0.00%	\$0	\$0
US000768	RACETRACK	COM8 – ENTERTAINMENT & RECREATION	\$166,713	\$166,713	0.00%	0.00%	\$0	\$0
US000769	RACETRACK	COM8 – ENTERTAINMENT & RECREATION	\$75,208	\$75,208	0.00%	0.00%	\$0	\$0
US000770	RACETRACK	COM8 – ENTERTAINMENT & RECREATION	\$75,208	\$75,208	0.00%	0.00%	\$0	\$0
US000771	RACETRACK	COM8 – ENTERTAINMENT & RECREATION	\$384,873	\$384,873	0.00%	0.00%	\$0	\$0
US000772	GRANDSTAND	COM8 – ENTERTAINMENT & RECREATION	\$367,148	\$367,148	18.49%	80.49%	\$67,881	\$295,512

Hazard Mitigation Plan Update, Pala Band of Mission Indians

US000773	INDUSTRIAL	IND2 – LIGHT INDUSTRY	\$29,579	\$44,369	0.00%	0.00%	\$0	\$0
----------	------------	-----------------------	----------	----------	-------	-------	-----	-----

Hazard Mitigation Plan Update, Pala Band of Mission Indians

Average Annualized Loss Based off of the 100-Year and 500-Year Flood Events Derived from Hazus Generated Flood Depths

ID	Name	Occupancy Type	Building Cost	Content Cost	Building Damage Percentage	Contents Damage Percentage	Building Loss	Content Loss
US000001	RESIDENTIAL STRUCTURE	RES2 - MANUF HOUSING	\$101,261	\$50,630	0.00%	0.00%	\$0	\$0
US000002	RESIDENTIAL STRUCTURE	RES2 - MANUF HOUSING	\$101,510	\$50,755	0.00%	0.00%	\$0	\$0
US000003	RESIDENTIAL STRUCTURE	RES2 - MANUF HOUSING	\$109,513	\$54,756	0.00%	0.00%	\$0	\$0
US000004	RESIDENTIAL STRUCTURE	RES2 - MANUF HOUSING	\$103,878	\$51,939	0.00%	0.00%	\$0	\$0
US000005	RESIDENTIAL STRUCTURE	RES2 - MANUF HOUSING	\$89,948	\$44,974	0.00%	0.00%	\$0	\$0
US000006	RESIDENTIAL STRUCTURE	RES2 - MANUF HOUSING	\$193,567	\$96,783	0.00%	0.00%	\$0	\$0
US000007	RESIDENTIAL STRUCTURE	RES1 - SINGLE FAMILY DWELLING	\$171,926	\$85,963	0.00%	0.00%	\$0	\$0
US000008	RESIDENTIAL STRUCTURE	RES1 - SINGLE FAMILY DWELLING	\$222,886	\$111,443	0.00%	0.00%	\$0	\$0
US000009	RESIDENTIAL STRUCTURE	RES2 - MANUF HOUSING	\$101,228	\$50,614	0.00%	0.00%	\$0	\$0

Hazard Mitigation Plan Update, Pala Band of Mission Indians

US000010	RESIDENTIAL STRUCTURE	RES1 - SINGLE FAMILY DWELLING	\$236,978	\$118,489	0.00%	0.00%	\$0	\$0
US000011	RESIDENTIAL STRUCTURE	RES2 - MANUF HOUSING	\$79,912	\$39,956	0.00%	0.00%	\$0	\$0
US000012	RESIDENTIAL STRUCTURE	RES1 - SINGLE FAMILY DWELLING	\$270,224	\$135,112	0.00%	0.00%	\$0	\$0
US000013	RESIDENTIAL STRUCTURE	RES1 - SINGLE FAMILY DWELLING	\$137,697	\$68,848	0.00%	0.00%	\$0	\$0
US000014	RESIDENTIAL STRUCTURE	RES1 - SINGLE FAMILY DWELLING	\$227,407	\$113,704	0.00%	0.00%	\$0	\$0
US000015	RESIDENTIAL STRUCTURE	RES1 - SINGLE FAMILY DWELLING	\$173,527	\$86,763	0.00%	0.00%	\$0	\$0
US000016	RESIDENTIAL STRUCTURE	RES1 - SINGLE FAMILY DWELLING	\$223,405	\$111,703	0.00%	0.00%	\$0	\$0
US000017	RESIDENTIAL STRUCTURE	RES1 - SINGLE FAMILY DWELLING	\$267,585	\$133,792	0.00%	0.00%	\$0	\$0
US000018	RESIDENTIAL STRUCTURE	RES1 - SINGLE FAMILY DWELLING	\$326,159	\$163,079	0.00%	0.00%	\$0	\$0
US000019	RESIDENTIAL STRUCTURE	RES1 - SINGLE FAMILY DWELLING	\$267,585	\$133,792	0.00%	0.00%	\$0	\$0
US000020	RESIDENTIAL STRUCTURE	RES1 - SINGLE FAMILY DWELLING	\$267,585	\$133,792	0.00%	0.00%	\$0	\$0
US000021	RESIDENTIAL STRUCTURE	RES1 - SINGLE FAMILY DWELLING	\$267,585	\$133,792	0.00%	0.00%	\$0	\$0

Hazard Mitigation Plan Update, Pala Band of Mission Indians

US000022	RESIDENTIAL STRUCTURE	RES1 - SINGLE FAMILY DWELLING	\$267,585	\$133,792	0.00%	0.00%	\$0	\$0
US000023	RESIDENTIAL STRUCTURE	RES1 - SINGLE FAMILY DWELLING	\$446,346	\$223,173	0.00%	0.00%	\$0	\$0
US000024	RESIDENTIAL STRUCTURE	RES1 - SINGLE FAMILY DWELLING	\$267,585	\$133,792	0.00%	0.00%	\$0	\$0
US000025	RESIDENTIAL STRUCTURE	RES1 - SINGLE FAMILY DWELLING	\$267,585	\$133,792	0.00%	0.00%	\$0	\$0
US000026	RESIDENTIAL STRUCTURE	RES1 - SINGLE FAMILY DWELLING	\$267,585	\$133,792	0.00%	0.00%	\$0	\$0
US000027	RESIDENTIAL STRUCTURE	RES1 - SINGLE FAMILY DWELLING	\$370,122	\$185,061	0.00%	0.00%	\$0	\$0
US000028	RESIDENTIAL STRUCTURE	RES1 - SINGLE FAMILY DWELLING	\$328,105	\$164,053	0.00%	0.00%	\$0	\$0
US000029	RESIDENTIAL STRUCTURE	RES1 - SINGLE FAMILY DWELLING	\$273,154	\$136,577	0.00%	0.00%	\$0	\$0
US000030	RESIDENTIAL STRUCTURE	RES1 - SINGLE FAMILY DWELLING	\$319,421	\$159,711	0.00%	0.00%	\$0	\$0
US000031	RESIDENTIAL STRUCTURE	RES1 - SINGLE FAMILY DWELLING	\$325,964	\$162,982	0.00%	0.00%	\$0	\$0
US000032	RESIDENTIAL STRUCTURE	RES1 - SINGLE FAMILY DWELLING	\$272,862	\$136,431	0.00%	0.00%	\$0	\$0
US000033	RESIDENTIAL STRUCTURE	RES1 - SINGLE FAMILY DWELLING	\$458,697	\$229,348	0.00%	0.00%	\$0	\$0

Hazard Mitigation Plan Update, Pala Band of Mission Indians

US000034	RESIDENTIAL STRUCTURE	RES1 - SINGLE FAMILY DWELLING	\$360,010	\$180,005	0.00%	0.00%	\$0	\$0
US000035	RESIDENTIAL STRUCTURE	RES1 - SINGLE FAMILY DWELLING	\$324,201	\$162,101	0.00%	0.00%	\$0	\$0
US000036	RESIDENTIAL STRUCTURE	RES1 - SINGLE FAMILY DWELLING	\$326,191	\$163,096	0.00%	0.00%	\$0	\$0
US000037	RESIDENTIAL STRUCTURE	RES1 - SINGLE FAMILY DWELLING	\$276,442	\$138,221	0.00%	0.00%	\$0	\$0
US000038	RESIDENTIAL STRUCTURE	RES1 - SINGLE FAMILY DWELLING	\$323,574	\$161,787	0.00%	0.00%	\$0	\$0
US000039	RESIDENTIAL STRUCTURE	RES1 - SINGLE FAMILY DWELLING	\$246,495	\$123,248	0.00%	0.00%	\$0	\$0
US000040	RESIDENTIAL STRUCTURE	RES1 - SINGLE FAMILY DWELLING	\$312,424	\$156,212	0.00%	0.00%	\$0	\$0
US000041	RESIDENTIAL STRUCTURE	RES1 - SINGLE FAMILY DWELLING	\$262,934	\$131,467	0.00%	0.00%	\$0	\$0
US000042	RESIDENTIAL STRUCTURE	RES1 - SINGLE FAMILY DWELLING	\$296,926	\$148,463	0.00%	0.00%	\$0	\$0
US000043	RESIDENTIAL STRUCTURE	RES1 - SINGLE FAMILY DWELLING	\$415,599	\$207,799	0.00%	0.00%	\$0	\$0
US000044	RESIDENTIAL STRUCTURE	RES1 - SINGLE FAMILY DWELLING	\$289,334	\$144,667	0.00%	0.00%	\$0	\$0
US000045	RESIDENTIAL STRUCTURE	RES1 - SINGLE FAMILY DWELLING	\$289,334	\$144,667	0.00%	0.00%	\$0	\$0

Hazard Mitigation Plan Update, Pala Band of Mission Indians

US000046	RESIDENTIAL STRUCTURE	RES1 - SINGLE FAMILY DWELLING	\$310,401	\$155,201	0.00%	0.00%	\$0	\$0
US000047	RESIDENTIAL STRUCTURE	RES1 - SINGLE FAMILY DWELLING	\$212,558	\$106,279	0.00%	0.00%	\$0	\$0
US000048	RESIDENTIAL STRUCTURE	RES1 - SINGLE FAMILY DWELLING	\$291,118	\$145,559	0.00%	0.00%	\$0	\$0
US000049	RESIDENTIAL STRUCTURE	RES1 - SINGLE FAMILY DWELLING	\$117,743	\$58,871	0.00%	0.00%	\$0	\$0
US000050	RESIDENTIAL STRUCTURE	RES1 - SINGLE FAMILY DWELLING	\$504,055	\$252,027	0.00%	0.00%	\$0	\$0
US000051	RESIDENTIAL STRUCTURE	RES1 - SINGLE FAMILY DWELLING	\$251,146	\$125,573	0.00%	0.00%	\$0	\$0
US000052	RESIDENTIAL STRUCTURE	RES1 - SINGLE FAMILY DWELLING	\$182,244	\$91,122	0.00%	0.00%	\$0	\$0
US000053	RESIDENTIAL STRUCTURE	RES1 - SINGLE FAMILY DWELLING	\$187,565	\$93,782	0.00%	0.00%	\$0	\$0
US000054	RESIDENTIAL STRUCTURE	RES1 - SINGLE FAMILY DWELLING	\$198,390	\$99,195	0.00%	0.00%	\$0	\$0
US000055	OTHER	COM1 – RETAIL TRADE	\$156,861	\$156,861	0.00%	0.00%	\$0	\$0
US000056	RESIDENTIAL STRUCTURE	RES1 - SINGLE FAMILY DWELLING	\$160,213	\$80,107	0.00%	0.00%	\$0	\$0
US000057	RESIDENTIAL STRUCTURE	RES1 - SINGLE FAMILY DWELLING	\$176,133	\$88,067	0.00%	0.00%	\$0	\$0

Hazard Mitigation Plan Update, Pala Band of Mission Indians

US000058	RESIDENTIAL STRUCTURE	RES1 - SINGLE FAMILY DWELLING	\$292,416	\$146,208	0.00%	0.00%	\$0	\$0
US000059	RESIDENTIAL STRUCTURE	RES1 - SINGLE FAMILY DWELLING	\$136,972	\$68,486	0.00%	0.00%	\$0	\$0
US000060	RESIDENTIAL STRUCTURE	RES1 - SINGLE FAMILY DWELLING	\$120,890	\$60,445	0.00%	0.00%	\$0	\$0
US000061	RESIDENTIAL STRUCTURE	RES1 - SINGLE FAMILY DWELLING	\$119,041	\$59,520	0.00%	0.00%	\$0	\$0
US000062	RESIDENTIAL STRUCTURE	RES1 - SINGLE FAMILY DWELLING	\$219,134	\$109,567	0.00%	0.00%	\$0	\$0
US000063	RESIDENTIAL STRUCTURE	RES1 - SINGLE FAMILY DWELLING	\$117,007	\$58,504	0.00%	0.00%	\$0	\$0
US000064	RESIDENTIAL STRUCTURE	RES1 - SINGLE FAMILY DWELLING	\$224,087	\$112,043	0.00%	0.00%	\$0	\$0
US000065	RESIDENTIAL STRUCTURE	RES1 - SINGLE FAMILY DWELLING	\$302,171	\$151,086	0.00%	0.00%	\$0	\$0
US000066	RESIDENTIAL STRUCTURE	RES2 - MANUF HOUSING	\$72,947	\$36,474	0.00%	0.00%	\$0	\$0
US000067	RESIDENTIAL STRUCTURE	RES2 - MANUF HOUSING	\$64,371	\$32,185	0.00%	0.00%	\$0	\$0
US000068	RESIDENTIAL STRUCTURE	RES2 - MANUF HOUSING	\$120,144	\$60,072	0.00%	0.00%	\$0	\$0
US000069	RESIDENTIAL STRUCTURE	RES1 - SINGLE FAMILY DWELLING	\$156,688	\$78,344	0.00%	0.00%	\$0	\$0

Hazard Mitigation Plan Update, Pala Band of Mission Indians

US000070	RESIDENTIAL STRUCTURE	RES1 - SINGLE FAMILY DWELLING	\$304,561	\$152,281	0.00%	0.00%	\$0	\$0
US000071	GARAGE	COM10 - PARKING	\$205,182	\$205,182	0.00%	0.00%	\$0	\$0
US000072	RESIDENTIAL STRUCTURE	RES1 - SINGLE FAMILY DWELLING	\$278,194	\$139,097	0.00%	0.00%	\$0	\$0
US000073	RESIDENTIAL STRUCTURE	RES1 - SINGLE FAMILY DWELLING	\$254,250	\$127,125	0.00%	0.00%	\$0	\$0
US000074	RESIDENTIAL STRUCTURE	RES1 - SINGLE FAMILY DWELLING	\$141,103	\$70,552	0.00%	0.00%	\$0	\$0
US000075	RESIDENTIAL STRUCTURE	RES1 - SINGLE FAMILY DWELLING	\$445,957	\$222,978	0.00%	0.00%	\$0	\$0
US000076	RESIDENTIAL STRUCTURE	RES1 - SINGLE FAMILY DWELLING	\$410,245	\$205,123	0.00%	0.00%	\$0	\$0
US000077	RESIDENTIAL STRUCTURE	RES1 - SINGLE FAMILY DWELLING	\$148,209	\$74,104	0.00%	0.00%	\$0	\$0
US000078	RESIDENTIAL STRUCTURE	RES1 - SINGLE FAMILY DWELLING	\$175,430	\$87,715	0.00%	0.00%	\$0	\$0
US000079	RESIDENTIAL STRUCTURE	RES1 - SINGLE FAMILY DWELLING	\$200,142	\$100,071	0.00%	0.00%	\$0	\$0
US000080	RESIDENTIAL STRUCTURE	RES1 - SINGLE FAMILY DWELLING	\$306,486	\$153,243	0.00%	0.00%	\$0	\$0
US000081	RESIDENTIAL STRUCTURE	RES1 - SINGLE FAMILY DWELLING	\$241,218	\$120,609	0.00%	0.00%	\$0	\$0

Hazard Mitigation Plan Update, Pala Band of Mission Indians

US000082	RESIDENTIAL STRUCTURE	RES1 - SINGLE FAMILY DWELLING	\$144,597	\$72,298	0.00%	0.00%	\$0	\$0
US000083	RESIDENTIAL STRUCTURE	RES1 - SINGLE FAMILY DWELLING	\$167,200	\$83,600	0.00%	0.00%	\$0	\$0
US000084	POLICE	COM1 – RETAIL TRADE	\$202,338	\$202,338	0.00%	0.00%	\$0	\$0
US000085	RESIDENTIAL STRUCTURE	RES1 - SINGLE FAMILY DWELLING	\$328,105	\$164,053	0.00%	0.00%	\$0	\$0
US000086	RESIDENTIAL STRUCTURE	RES1 - SINGLE FAMILY DWELLING	\$328,105	\$164,053	0.00%	0.00%	\$0	\$0
US000087	RESIDENTIAL STRUCTURE	RES1 - SINGLE FAMILY DWELLING	\$273,165	\$136,583	0.00%	0.00%	\$0	\$0
US000088	RESIDENTIAL STRUCTURE	RES1 - SINGLE FAMILY DWELLING	\$303,426	\$151,713	0.00%	0.00%	\$0	\$0
US000089	RESIDENTIAL STRUCTURE	RES1 - SINGLE FAMILY DWELLING	\$328,116	\$164,058	0.00%	0.00%	\$0	\$0
US000090	RESIDENTIAL STRUCTURE	RES2 - MANUF HOUSING	\$87,926	\$43,963	0.00%	0.00%	\$0	\$0
US000091	RESIDENTIAL STRUCTURE	RES1 - SINGLE FAMILY DWELLING	\$328,105	\$164,053	0.00%	0.00%	\$0	\$0
US000092	RESIDENTIAL STRUCTURE	RES1 - SINGLE FAMILY DWELLING	\$493,056	\$246,528	0.00%	0.00%	\$0	\$0
US000093	ALTERNATIVE	EDU1 – GRADE SCHOOLS	\$485,994	\$485,994	0.00%	0.00%	\$0	\$0

Hazard Mitigation Plan Update, Pala Band of Mission Indians

US000094	RESIDENTIAL STRUCTURE	RES1 - SINGLE FAMILY DWELLING	\$303,426	\$151,713	0.00%	0.00%	\$0	\$0
US000095	RESIDENTIAL STRUCTURE	RES1 - SINGLE FAMILY DWELLING	\$339,732	\$169,866	0.00%	0.00%	\$0	\$0
US000096	RESIDENTIAL STRUCTURE	RES1 - SINGLE FAMILY DWELLING	\$273,154	\$136,577	0.00%	0.00%	\$0	\$0
US000097	RESIDENTIAL STRUCTURE	RES1 - SINGLE FAMILY DWELLING	\$319,421	\$159,711	0.00%	0.00%	\$0	\$0
US000098	RESIDENTIAL STRUCTURE	RES1 - SINGLE FAMILY DWELLING	\$324,969	\$162,485	0.00%	0.00%	\$0	\$0
US000099	RESIDENTIAL STRUCTURE	RES1 - SINGLE FAMILY DWELLING	\$328,116	\$164,058	0.00%	0.00%	\$0	\$0
US000100	RESIDENTIAL STRUCTURE	RES1 - SINGLE FAMILY DWELLING	\$82,508	\$41,254	0.00%	0.00%	\$212	\$121
US000101	RESIDENTIAL STRUCTURE	RES1 - SINGLE FAMILY DWELLING	\$324,969	\$162,485	0.00%	0.00%	\$0	\$0
US000102	RESIDENTIAL STRUCTURE	RES1 - SINGLE FAMILY DWELLING	\$293,811	\$146,906	0.00%	0.00%	\$0	\$0
US000103	RESIDENTIAL STRUCTURE	RES1 - SINGLE FAMILY DWELLING	\$288,436	\$144,218	0.00%	0.00%	\$0	\$0
US000104	RESIDENTIAL STRUCTURE	RES1 - SINGLE FAMILY DWELLING	\$191,750	\$95,875	0.00%	0.00%	\$0	\$0
US000105	RESIDENTIAL STRUCTURE	RES1 - SINGLE FAMILY DWELLING	\$275,317	\$137,659	0.00%	0.00%	\$0	\$0

Hazard Mitigation Plan Update, Pala Band of Mission Indians

US000106	RESIDENTIAL STRUCTURE	RES1 - SINGLE FAMILY DWELLING	\$213,737	\$106,868	0.00%	0.00%	\$0	\$0
US000107	RESIDENTIAL STRUCTURE	RES1 - SINGLE FAMILY DWELLING	\$238,784	\$119,392	0.00%	0.00%	\$0	\$0
US000108	RESIDENTIAL STRUCTURE	RES1 - SINGLE FAMILY DWELLING	\$348,730	\$174,365	0.00%	0.00%	\$0	\$0
US000109	RESIDENTIAL STRUCTURE	RES1 - SINGLE FAMILY DWELLING	\$236,762	\$118,381	0.00%	0.00%	\$0	\$0
US000110	RESIDENTIAL STRUCTURE	RES1 - SINGLE FAMILY DWELLING	\$376,643	\$188,322	0.00%	0.00%	\$0	\$0
US000111	RESIDENTIAL STRUCTURE	RES1 - SINGLE FAMILY DWELLING	\$274,139	\$137,069	0.00%	0.00%	\$0	\$0
US000112	RESIDENTIAL STRUCTURE	RES1 - SINGLE FAMILY DWELLING	\$207,529	\$103,765	0.00%	0.00%	\$0	\$0
US000113	RESIDENTIAL STRUCTURE	RES1 - SINGLE FAMILY DWELLING	\$175,744	\$87,872	0.00%	0.00%	\$0	\$0
US000114	RESIDENTIAL STRUCTURE	RES1 - SINGLE FAMILY DWELLING	\$271,489	\$135,744	0.00%	0.00%	\$0	\$0
US000115	RESIDENTIAL STRUCTURE	RES1 - SINGLE FAMILY DWELLING	\$340,110	\$170,055	0.00%	0.00%	\$0	\$0
US000116	RESIDENTIAL STRUCTURE	RES1 - SINGLE FAMILY DWELLING	\$83,330	\$41,665	0.00%	0.00%	\$0	\$0
US000117	RESIDENTIAL STRUCTURE	RES1 - SINGLE FAMILY DWELLING	\$217,792	\$108,896	0.00%	0.00%	\$0	\$0

Hazard Mitigation Plan Update, Pala Band of Mission Indians

US000118	RESIDENTIAL STRUCTURE	RES1 - SINGLE FAMILY DWELLING	\$240,396	\$120,198	0.00%	0.00%	\$0	\$0
US000119	RESIDENTIAL STRUCTURE	RES1 - SINGLE FAMILY DWELLING	\$236,059	\$118,030	0.00%	0.00%	\$0	\$0
US000120	RESIDENTIAL STRUCTURE	RES1 - SINGLE FAMILY DWELLING	\$108,215	\$54,107	0.00%	0.00%	\$0	\$0
US000121	RESIDENTIAL STRUCTURE	RES1 - SINGLE FAMILY DWELLING	\$229,862	\$114,931	0.00%	0.00%	\$0	\$0
US000122	RESIDENTIAL STRUCTURE	RES2 - MANUF HOUSING	\$240,212	\$120,106	0.00%	0.00%	\$0	\$0
US000123	RESIDENTIAL STRUCTURE	RES2 - MANUF HOUSING	\$138,118	\$69,059	0.00%	0.00%	\$0	\$0
US000124	RESIDENTIAL STRUCTURE	RES2 - MANUF HOUSING	\$107,371	\$53,686	0.00%	0.00%	\$0	\$0
US000125	RESIDENTIAL STRUCTURE	RES2 - MANUF HOUSING	\$96,286	\$48,143	0.00%	0.00%	\$0	\$0
US000126	RESIDENTIAL STRUCTURE	RES2 - MANUF HOUSING	\$109,469	\$54,735	0.00%	0.00%	\$0	\$0
US000127	RESIDENTIAL STRUCTURE	RES2 - MANUF HOUSING	\$149,744	\$74,872	0.00%	0.00%	\$0	\$0
US000128	RESIDENTIAL STRUCTURE	RES2 - MANUF HOUSING	\$117,613	\$58,807	0.00%	0.00%	\$0	\$0
US000129	RESIDENTIAL STRUCTURE	RES2 - MANUF HOUSING	\$120,393	\$60,196	0.00%	0.00%	\$0	\$0

Hazard Mitigation Plan Update, Pala Band of Mission Indians

US000130	RESIDENTIAL STRUCTURE	RES1 - SINGLE FAMILY DWELLING	\$145,710	\$72,855	0.00%	0.00%	\$0	\$0
US000131	WATER TREATMENT PLANT	COM1 – RETAIL TRADE	\$89,332	\$89,332	0.00%	0.00%	\$0	\$0
US000132	RESIDENTIAL STRUCTURE	RES1 - SINGLE FAMILY DWELLING	\$175,863	\$87,931	0.00%	0.00%	\$0	\$0
US000133	RESIDENTIAL STRUCTURE	RES1 - SINGLE FAMILY DWELLING	\$258,965	\$129,483	0.00%	0.00%	\$0	\$0
US000134	RESIDENTIAL STRUCTURE	RES1 - SINGLE FAMILY DWELLING	\$114,098	\$57,049	0.00%	0.00%	\$0	\$0
US000135	RESIDENTIAL STRUCTURE	RES1 - SINGLE FAMILY DWELLING	\$523,738	\$261,869	0.00%	0.00%	\$0	\$0
US000136	RESIDENTIAL STRUCTURE	RES2 - MANUF HOUSING	\$93,485	\$46,742	0.00%	0.00%	\$0	\$0
US000137	RESIDENTIAL STRUCTURE	RES2 - MANUF HOUSING	\$135,772	\$67,886	0.00%	0.00%	\$0	\$0
US000138	RESIDENTIAL STRUCTURE	RES2 - MANUF HOUSING	\$99,703	\$49,852	0.00%	0.00%	\$0	\$0
US000139	RESIDENTIAL STRUCTURE	RES1 - SINGLE FAMILY DWELLING	\$292,286	\$146,143	0.00%	0.00%	\$0	\$0
US000140	RESIDENTIAL STRUCTURE	RES1 - SINGLE FAMILY DWELLING	\$205,993	\$102,997	0.00%	0.00%	\$0	\$0
US000141	RESIDENTIAL STRUCTURE	RES1 - SINGLE FAMILY DWELLING	\$94,004	\$47,002	0.00%	0.00%	\$0	\$0

Hazard Mitigation Plan Update, Pala Band of Mission Indians

US000142	RESIDENTIAL STRUCTURE	RES1 - SINGLE FAMILY DWELLING	\$83,978	\$41,989	0.00%	0.00%	\$0	\$0
US000143	RESIDENTIAL STRUCTURE	RES2 - MANUF HOUSING	\$83,881	\$41,941	0.00%	0.00%	\$0	\$0
US000144	RESIDENTIAL STRUCTURE	RES1 - SINGLE FAMILY DWELLING	\$231,441	\$115,721	0.00%	0.00%	\$0	\$0
US000145	AGRICULT	AGR1 – AGRICULTURE	\$175,646	\$175,646	0.00%	0.00%	\$0	\$0
US000146	RESIDENTIAL STRUCTURE	RES1 - SINGLE FAMILY DWELLING	\$149,409	\$74,705	0.00%	0.00%	\$0	\$0
US000147	OTHER	COM1 – RETAIL TRADE	\$138,843	\$138,843	0.00%	0.00%	\$0	\$0
US000148	OTHER	COM1 – RETAIL TRADE	\$195,578	\$195,578	0.00%	0.00%	\$0	\$0
US000149	OTHER	COM1 – RETAIL TRADE	\$70,838	\$70,838	0.00%	0.00%	\$0	\$0
US000150	OTHER	COM1 – RETAIL TRADE	\$105,435	\$105,435	0.00%	0.00%	\$0	\$0
US000151	RECYCLE	COM2 - WAREHOUSE	\$1,144,627	\$1,144,627	0.00%	0.00%	\$353	\$1,133
US000152	RESIDENTIAL STRUCTURE	RES1 - SINGLE FAMILY DWELLING	\$207,075	\$103,537	0.00%	0.00%	\$392	\$221

Hazard Mitigation Plan Update, Pala Band of Mission Indians

US000153	RESIDENTIAL STRUCTURE	RES1 - SINGLE FAMILY DWELLING	\$199,645	\$99,822	0.00%	0.00%	\$101	\$63
US000154	RESIDENTIAL STRUCTURE	RES2 - MANUF HOUSING	\$182,665	\$91,333	0.00%	0.00%	\$0	\$0
US000155	RESIDENTIAL STRUCTURE	RES2 - MANUF HOUSING	\$91,744	\$45,872	0.00%	0.00%	\$0	\$0
US000156	RESIDENTIAL STRUCTURE	RES2 - MANUF HOUSING	\$198,877	\$99,439	0.00%	0.00%	\$0	\$0
US000157	RESIDENTIAL STRUCTURE	RES1 - SINGLE FAMILY DWELLING	\$151,907	\$75,954	0.00%	0.00%	\$0	\$0
US000158	RESIDENTIAL STRUCTURE	RES2 - MANUF HOUSING	\$191,674	\$95,837	0.00%	0.00%	\$0	\$0
US000159	RESIDENTIAL STRUCTURE	RES2 - MANUF HOUSING	\$190,409	\$95,204	0.00%	0.00%	\$0	\$0
US000160	RESIDENTIAL STRUCTURE	RES2 - MANUF HOUSING	\$82,162	\$41,081	0.00%	0.00%	\$0	\$0
US000161	WAREHOUSE	COM2 - WAREHOUSE	\$4,193,657	\$4,193,657	0.00%	0.00%	\$0	\$0
US000162	RESIDENTIAL STRUCTURE	RES1 - SINGLE FAMILY DWELLING	\$347,107	\$173,554	0.00%	0.00%	\$0	\$0
US000163	RESIDENTIAL STRUCTURE	RES1 - SINGLE FAMILY DWELLING	\$324,969	\$162,485	0.00%	0.00%	\$0	\$0

Hazard Mitigation Plan Update, Pala Band of Mission Indians

US000164	RESIDENTIAL STRUCTURE	RES2 - MANUF HOUSING	\$169,601	\$84,800	0.00%	0.00%	\$3	\$1
US000165	RESIDENTIAL STRUCTURE	RES1 - SINGLE FAMILY DWELLING	\$257,862	\$128,931	0.00%	0.00%	\$0	\$0
US000166	RESIDENTIAL STRUCTURE	RES1 - SINGLE FAMILY DWELLING	\$204,025	\$102,012	0.00%	0.00%	\$0	\$0
US000167	RESIDENTIAL STRUCTURE	RES1 - SINGLE FAMILY DWELLING	\$286,954	\$143,477	0.00%	0.00%	\$0	\$0
US000168	RESIDENTIAL STRUCTURE	RES1 - SINGLE FAMILY DWELLING	\$345,680	\$172,840	0.00%	0.00%	\$0	\$0
US000169	RESIDENTIAL STRUCTURE	RES1 - SINGLE FAMILY DWELLING	\$178,880	\$89,440	0.00%	0.00%	\$0	\$0
US000170	RESIDENTIAL STRUCTURE	RES1 - SINGLE FAMILY DWELLING	\$84,562	\$42,281	0.00%	0.00%	\$0	\$0
US000171	RESIDENTIAL STRUCTURE	RES1 - SINGLE FAMILY DWELLING	\$72,320	\$36,160	0.00%	0.00%	\$0	\$0
US000172	RESIDENTIAL STRUCTURE	RES1 - SINGLE FAMILY DWELLING	\$218,193	\$109,096	0.00%	0.00%	\$0	\$0
US000173	RESIDENTIAL STRUCTURE	RES1 - SINGLE FAMILY DWELLING	\$248,312	\$124,156	0.00%	0.00%	\$0	\$0
US000174	RESIDENTIAL STRUCTURE	RES1 - SINGLE FAMILY DWELLING	\$274,766	\$137,383	0.00%	0.00%	\$0	\$0
US000175	RESIDENTIAL STRUCTURE	RES1 - SINGLE FAMILY DWELLING	\$304,518	\$152,259	0.00%	0.00%	\$0	\$0

Hazard Mitigation Plan Update, Pala Band of Mission Indians

US000176	RESIDENTIAL STRUCTURE	RES1 - SINGLE FAMILY DWELLING	\$234,686	\$117,343	0.00%	0.00%	\$0	\$0
US000177	RESIDENTIAL STRUCTURE	RES1 - SINGLE FAMILY DWELLING	\$206,610	\$103,305	0.00%	0.00%	\$0	\$0
US000178	RESIDENTIAL STRUCTURE	RES1 - SINGLE FAMILY DWELLING	\$303,826	\$151,913	0.00%	0.00%	\$0	\$0
US000179	RESIDENTIAL STRUCTURE	RES1 - SINGLE FAMILY DWELLING	\$246,149	\$123,075	0.00%	0.00%	\$0	\$0
US000180	RESIDENTIAL STRUCTURE	RES1 - SINGLE FAMILY DWELLING	\$265,660	\$132,830	0.00%	0.00%	\$0	\$0
US000181	RESIDENTIAL STRUCTURE	RES1 - SINGLE FAMILY DWELLING	\$233,052	\$116,526	0.00%	0.00%	\$0	\$0
US000182	RESIDENTIAL STRUCTURE	RES1 - SINGLE FAMILY DWELLING	\$214,310	\$107,155	0.00%	0.00%	\$0	\$0
US000183	RESIDENTIAL STRUCTURE	RES1 - SINGLE FAMILY DWELLING	\$196,920	\$98,460	0.00%	0.00%	\$0	\$0
US000184	RESIDENTIAL STRUCTURE	RES1 - SINGLE FAMILY DWELLING	\$245,371	\$122,685	0.00%	0.00%	\$0	\$0
US000185	RESIDENTIAL STRUCTURE	RES1 - SINGLE FAMILY DWELLING	\$231,300	\$115,650	0.00%	0.00%	\$0	\$0
US000186	RESIDENTIAL STRUCTURE	RES1 - SINGLE FAMILY DWELLING	\$205,539	\$102,770	0.00%	0.00%	\$0	\$0
US000187	RESIDENTIAL STRUCTURE	RES1 - SINGLE FAMILY DWELLING	\$250,951	\$125,476	0.00%	0.00%	\$0	\$0

Hazard Mitigation Plan Update, Pala Band of Mission Indians

US000188	RESIDENTIAL STRUCTURE	RES1 - SINGLE FAMILY DWELLING	\$323,823	\$161,911	0.00%	0.00%	\$0	\$0
US000189	RESIDENTIAL STRUCTURE	RES1 - SINGLE FAMILY DWELLING	\$244,084	\$122,042	0.00%	0.00%	\$0	\$0
US000190	RESIDENTIAL STRUCTURE	RES1 - SINGLE FAMILY DWELLING	\$249,783	\$124,892	0.00%	0.00%	\$0	\$0
US000191	RESIDENTIAL STRUCTURE	RES1 - SINGLE FAMILY DWELLING	\$324,969	\$162,485	0.00%	0.00%	\$0	\$0
US000192	RESIDENTIAL STRUCTURE	RES1 - SINGLE FAMILY DWELLING	\$212,958	\$106,479	0.00%	0.00%	\$0	\$0
US000193	RESIDENTIAL STRUCTURE	RES1 - SINGLE FAMILY DWELLING	\$223,643	\$111,822	0.00%	0.00%	\$0	\$0
US000194	RESIDENTIAL STRUCTURE	RES1 - SINGLE FAMILY DWELLING	\$240,277	\$120,138	0.00%	0.00%	\$0	\$0
US000195	RESIDENTIAL STRUCTURE	RES1 - SINGLE FAMILY DWELLING	\$244,387	\$122,193	0.00%	0.00%	\$0	\$0
US000196	RESIDENTIAL STRUCTURE	RES1 - SINGLE FAMILY DWELLING	\$266,341	\$133,171	0.00%	0.00%	\$0	\$0
US000197	RESIDENTIAL STRUCTURE	RES1 - SINGLE FAMILY DWELLING	\$150,058	\$75,029	0.00%	0.00%	\$0	\$0
US000198	RESIDENTIAL STRUCTURE	RES1 - SINGLE FAMILY DWELLING	\$209,768	\$104,884	0.00%	0.00%	\$0	\$0
US000199	RESIDENTIAL STRUCTURE	RES1 - SINGLE FAMILY DWELLING	\$452,770	\$226,385	0.00%	0.00%	\$0	\$0

Hazard Mitigation Plan Update, Pala Band of Mission Indians

US000200	RESIDENTIAL STRUCTURE	RES1 - SINGLE FAMILY DWELLING	\$246,831	\$123,415	0.00%	0.00%	\$0	\$0
US000201	RESIDENTIAL STRUCTURE	RES1 - SINGLE FAMILY DWELLING	\$265,616	\$132,808	0.00%	0.00%	\$0	\$0
US000202	RESIDENTIAL STRUCTURE	RES1 - SINGLE FAMILY DWELLING	\$207,010	\$103,505	0.00%	0.00%	\$0	\$0
US000203	RESIDENTIAL STRUCTURE	RES1 - SINGLE FAMILY DWELLING	\$460,676	\$230,338	0.00%	0.00%	\$0	\$0
US000204	RESIDENTIAL STRUCTURE	RES1 - SINGLE FAMILY DWELLING	\$176,014	\$88,007	0.00%	0.00%	\$0	\$0
US000205	RESIDENTIAL STRUCTURE	RES1 - SINGLE FAMILY DWELLING	\$358,971	\$179,486	0.00%	0.00%	\$0	\$0
US000206	RESIDENTIAL STRUCTURE	RES1 - SINGLE FAMILY DWELLING	\$313,689	\$156,845	0.00%	0.00%	\$0	\$0
US000207	RESIDENTIAL STRUCTURE	RES1 - SINGLE FAMILY DWELLING	\$219,004	\$109,502	0.00%	0.00%	\$0	\$0
US000208	RESIDENTIAL STRUCTURE	RES1 - SINGLE FAMILY DWELLING	\$292,265	\$146,132	0.00%	0.00%	\$0	\$0
US000209	RESIDENTIAL STRUCTURE	RES1 - SINGLE FAMILY DWELLING	\$309,785	\$154,892	0.00%	0.00%	\$0	\$0
US000210	RESIDENTIAL STRUCTURE	RES1 - SINGLE FAMILY DWELLING	\$248,237	\$124,118	0.00%	0.00%	\$0	\$0
US000211	RESIDENTIAL STRUCTURE	RES1 - SINGLE FAMILY DWELLING	\$276,421	\$138,210	0.00%	0.00%	\$0	\$0

Hazard Mitigation Plan Update, Pala Band of Mission Indians

US000212	RESIDENTIAL STRUCTURE	RES1 - SINGLE FAMILY DWELLING	\$271,262	\$135,631	0.00%	0.00%	\$0	\$0
US000213	RESIDENTIAL STRUCTURE	RES1 - SINGLE FAMILY DWELLING	\$281,244	\$140,622	0.00%	0.00%	\$0	\$0
US000214	RESIDENTIAL STRUCTURE	RES1 - SINGLE FAMILY DWELLING	\$241,748	\$120,874	0.00%	0.00%	\$0	\$0
US000215	RESIDENTIAL STRUCTURE	RES1 - SINGLE FAMILY DWELLING	\$374,448	\$187,224	0.00%	0.00%	\$0	\$0
US000216	RESIDENTIAL STRUCTURE	RES1 - SINGLE FAMILY DWELLING	\$289,983	\$144,991	0.00%	0.00%	\$0	\$0
US000217	RESIDENTIAL STRUCTURE	RES1 - SINGLE FAMILY DWELLING	\$399,441	\$199,721	0.00%	0.00%	\$0	\$0
US000218	RESIDENTIAL STRUCTURE	RES1 - SINGLE FAMILY DWELLING	\$201,840	\$100,920	0.00%	0.00%	\$0	\$0
US000219	RESIDENTIAL STRUCTURE	RES1 - SINGLE FAMILY DWELLING	\$203,062	\$101,531	0.00%	0.00%	\$0	\$0
US000220	RESIDENTIAL STRUCTURE	RES1 - SINGLE FAMILY DWELLING	\$304,118	\$152,059	0.00%	0.00%	\$0	\$0
US000221	RESIDENTIAL STRUCTURE	RES1 - SINGLE FAMILY DWELLING	\$317,961	\$158,981	0.00%	0.00%	\$0	\$0
US000222	RESIDENTIAL STRUCTURE	RES1 - SINGLE FAMILY DWELLING	\$247,490	\$123,745	0.00%	0.00%	\$0	\$0
US000223	RESIDENTIAL STRUCTURE	RES1 - SINGLE FAMILY DWELLING	\$428,999	\$214,499	0.00%	0.00%	\$0	\$0

Hazard Mitigation Plan Update, Pala Band of Mission Indians

US000224	RESIDENTIAL STRUCTURE	RES1 - SINGLE FAMILY DWELLING	\$258,652	\$129,326	0.00%	0.00%	\$0	\$0
US000225	RESIDENTIAL STRUCTURE	RES1 - SINGLE FAMILY DWELLING	\$388,745	\$194,373	0.00%	0.00%	\$0	\$0
US000226	GYM	COM8 – ENTERTAINMENT & RECREATION	\$1,757,027	\$1,757,027	0.00%	0.00%	\$0	\$0
US000227	RESIDENTIAL STRUCTURE	RES1 - SINGLE FAMILY DWELLING	\$328,105	\$164,053	0.00%	0.00%	\$0	\$0
US000228	RESIDENTIAL STRUCTURE	RES1 - SINGLE FAMILY DWELLING	\$319,259	\$159,629	0.00%	0.00%	\$0	\$0
US000229	RESIDENTIAL STRUCTURE	RES1 - SINGLE FAMILY DWELLING	\$289,053	\$144,526	0.00%	0.00%	\$0	\$0
US000230	RESIDENTIAL STRUCTURE	RES1 - SINGLE FAMILY DWELLING	\$347,583	\$173,792	0.00%	0.00%	\$0	\$0
US000231	RESIDENTIAL STRUCTURE	RES1 - SINGLE FAMILY DWELLING	\$342,370	\$171,185	0.00%	0.00%	\$0	\$0
US000232	RESIDENTIAL STRUCTURE	RES1 - SINGLE FAMILY DWELLING	\$320,957	\$160,478	0.00%	0.00%	\$0	\$0
US000233	RESIDENTIAL STRUCTURE	RES1 - SINGLE FAMILY DWELLING	\$174,403	\$87,201	0.00%	0.00%	\$0	\$0
US000234	RESIDENTIAL STRUCTURE	RES1 - SINGLE FAMILY DWELLING	\$206,026	\$103,013	0.00%	0.00%	\$0	\$0

Hazard Mitigation Plan Update, Pala Band of Mission Indians

US000235	RESIDENTIAL STRUCTURE	RES1 - SINGLE FAMILY DWELLING	\$135,934	\$67,967	0.00%	0.00%	\$0	\$0
US000236	RESIDENTIAL STRUCTURE	RES1 - SINGLE FAMILY DWELLING	\$148,252	\$74,126	0.00%	0.00%	\$0	\$0
US000237	RESIDENTIAL STRUCTURE	RES1 - SINGLE FAMILY DWELLING	\$289,799	\$144,899	0.00%	0.00%	\$0	\$0
US000238	RESIDENTIAL STRUCTURE	RES1 - SINGLE FAMILY DWELLING	\$182,308	\$91,154	0.00%	0.00%	\$0	\$0
US000239	RESIDENTIAL STRUCTURE	RES1 - SINGLE FAMILY DWELLING	\$156,147	\$78,073	0.00%	0.00%	\$0	\$0
US000240	RESIDENTIAL STRUCTURE	RES1 - SINGLE FAMILY DWELLING	\$98,827	\$49,414	0.00%	0.00%	\$0	\$0
US000241	MARKET	COM1 – RETAIL TRADE	\$236,643	\$236,643	0.00%	0.00%	\$0	\$0
US000242	RESIDENTIAL STRUCTURE	RES1 - SINGLE FAMILY DWELLING	\$289,788	\$144,894	0.00%	0.00%	\$0	\$0
US000243	RESIDENTIAL STRUCTURE	RES1 - SINGLE FAMILY DWELLING	\$145,602	\$72,801	0.00%	0.00%	\$0	\$0
US000244	RESIDENTIAL STRUCTURE	RES1 - SINGLE FAMILY DWELLING	\$199,612	\$99,806	0.00%	0.00%	\$0	\$0
US000245	RESIDENTIAL STRUCTURE	RES1 - SINGLE FAMILY DWELLING	\$214,299	\$107,150	0.00%	0.00%	\$0	\$0
US000246	RESIDENTIAL STRUCTURE	RES1 - SINGLE FAMILY DWELLING	\$134,820	\$67,410	0.00%	0.00%	\$0	\$0

Hazard Mitigation Plan Update, Pala Band of Mission Indians

US000247	RESIDENTIAL STRUCTURE	RES1 - SINGLE FAMILY DWELLING	\$171,115	\$85,557	0.00%	0.00%	\$0	\$0
US000248	RESIDENTIAL STRUCTURE	RES1 - SINGLE FAMILY DWELLING	\$130,180	\$65,090	0.00%	0.00%	\$0	\$0
US000249	RESIDENTIAL STRUCTURE	RES1 - SINGLE FAMILY DWELLING	\$36,079	\$18,039	0.00%	0.00%	\$0	\$0
US000250	RESIDENTIAL STRUCTURE	RES1 - SINGLE FAMILY DWELLING	\$228,835	\$114,417	0.00%	0.00%	\$0	\$0
US000251	RESIDENTIAL STRUCTURE	RES1 - SINGLE FAMILY DWELLING	\$467,403	\$233,701	0.00%	0.00%	\$0	\$0
US000252	RESIDENTIAL STRUCTURE	RES1 - SINGLE FAMILY DWELLING	\$113,558	\$56,779	0.00%	0.00%	\$0	\$0
US000253	RESIDENTIAL STRUCTURE	RES1 - SINGLE FAMILY DWELLING	\$102,786	\$51,393	0.00%	0.00%	\$0	\$0
US000254	RESIDENTIAL STRUCTURE	RES1 - SINGLE FAMILY DWELLING	\$170,444	\$85,222	0.00%	0.00%	\$0	\$0
US000255	RESIDENTIAL STRUCTURE	RES1 - SINGLE FAMILY DWELLING	\$211,909	\$105,955	0.00%	0.00%	\$0	\$0
US000256	RESIDENTIAL STRUCTURE	RES2 - MANUF HOUSING	\$99,476	\$49,738	0.00%	0.00%	\$0	\$0
US000257	RESIDENTIAL STRUCTURE	RES2 - MANUF HOUSING	\$92,641	\$46,321	0.00%	0.00%	\$0	\$0
US000258	RESIDENTIAL STRUCTURE	RES2 - MANUF HOUSING	\$46,256	\$23,128	0.00%	0.00%	\$0	\$0

Hazard Mitigation Plan Update, Pala Band of Mission Indians

US000259	RESIDENTIAL STRUCTURE	RES2 - MANUF HOUSING	\$80,994	\$40,497	0.00%	0.00%	\$0	\$0
US000260	RESIDENTIAL STRUCTURE	RES2 - MANUF HOUSING	\$216,095	\$108,047	0.00%	0.00%	\$0	\$0
US000261	RESIDENTIAL STRUCTURE	RES2 - MANUF HOUSING	\$163,069	\$81,534	0.00%	0.00%	\$0	\$0
US000262	RESIDENTIAL STRUCTURE	RES2 - MANUF HOUSING	\$137,664	\$68,832	0.00%	0.00%	\$0	\$0
US000263	RESIDENTIAL STRUCTURE	RES1 - SINGLE FAMILY DWELLING	\$226,942	\$113,471	0.00%	0.00%	\$0	\$0
US000264	RESIDENTIAL STRUCTURE	RES1 - SINGLE FAMILY DWELLING	\$362,065	\$181,032	0.00%	0.00%	\$0	\$0
US000265	RESIDENTIAL STRUCTURE	RES1 - SINGLE FAMILY DWELLING	\$127,228	\$63,614	0.00%	0.00%	\$0	\$0
US000266	RESIDENTIAL STRUCTURE	RES1 - SINGLE FAMILY DWELLING	\$281,298	\$140,649	0.00%	0.00%	\$0	\$0
US000267	RESIDENTIAL STRUCTURE	RES1 - SINGLE FAMILY DWELLING	\$406,882	\$203,441	0.00%	0.00%	\$0	\$0
US000268	OTHER	COM1 – RETAIL TRADE	\$238,871	\$238,871	0.00%	0.00%	\$0	\$0
US000269	RESIDENTIAL STRUCTURE	RES1 - SINGLE FAMILY DWELLING	\$218,149	\$109,075	0.00%	0.00%	\$0	\$0
US000270	RESIDENTIAL STRUCTURE	RES1 - SINGLE FAMILY DWELLING	\$165,437	\$82,719	0.00%	0.00%	\$0	\$0

Hazard Mitigation Plan Update, Pala Band of Mission Indians

US000271	RESIDENTIAL STRUCTURE	RES1 - SINGLE FAMILY DWELLING	\$186,559	\$93,279	0.00%	0.00%	\$0	\$0
US000272	RESIDENTIAL STRUCTURE	RES1 - SINGLE FAMILY DWELLING	\$102,797	\$51,398	0.00%	0.00%	\$0	\$0
US000273	RESIDENTIAL STRUCTURE	RES2 - MANUF HOUSING	\$67,875	\$33,937	0.00%	0.00%	\$0	\$0
US000274	RESIDENTIAL STRUCTURE	RES2 - MANUF HOUSING	\$253,709	\$126,855	0.00%	0.00%	\$0	\$0
US000275	RESIDENTIAL STRUCTURE	RES1 - SINGLE FAMILY DWELLING	\$584,854	\$292,427	0.00%	0.00%	\$0	\$0
US000276	RESIDENTIAL STRUCTURE	RES2 - MANUF HOUSING	\$80,583	\$40,291	0.00%	0.00%	\$0	\$0
US000277	RESIDENTIAL STRUCTURE	RES1 - SINGLE FAMILY DWELLING	\$244,462	\$122,231	0.00%	0.00%	\$0	\$0
US000278	RESIDENTIAL STRUCTURE	RES2 - MANUF HOUSING	\$87,039	\$43,520	0.00%	0.00%	\$0	\$0
US000279	RESIDENTIAL STRUCTURE	RES2 - MANUF HOUSING	\$74,613	\$37,306	0.00%	0.00%	\$0	\$0
US000280	RESIDENTIAL STRUCTURE	RES2 - MANUF HOUSING	\$90,803	\$45,401	0.00%	0.00%	\$0	\$0
US000281	RESIDENTIAL STRUCTURE	RES2 - MANUF HOUSING	\$100,850	\$50,425	0.00%	0.00%	\$0	\$0
US000282	RESIDENTIAL STRUCTURE	RES2 - MANUF HOUSING	\$75,683	\$37,842	0.00%	0.00%	\$0	\$0

Hazard Mitigation Plan Update, Pala Band of Mission Indians

US000283	RESIDENTIAL STRUCTURE	RES2 - MANUF HOUSING	\$107,923	\$53,961	0.00%	0.00%	\$0	\$0
US000284	RESIDENTIAL STRUCTURE	RES2 - MANUF HOUSING	\$89,570	\$44,785	0.00%	0.00%	\$0	\$0
US000285	RESIDENTIAL STRUCTURE	RES2 - MANUF HOUSING	\$140,703	\$70,352	0.00%	0.00%	\$0	\$0
US000286	RESIDENTIAL STRUCTURE	RES2 - MANUF HOUSING	\$152,243	\$76,121	0.00%	0.00%	\$0	\$0
US000287	RESIDENTIAL STRUCTURE	RES1 - SINGLE FAMILY DWELLING	\$302,171	\$151,086	0.00%	0.00%	\$0	\$0
US000288	RESIDENTIAL STRUCTURE	RES2 - MANUF HOUSING	\$72,709	\$36,355	0.00%	0.00%	\$0	\$0
US000289	RESIDENTIAL STRUCTURE	RES1 - SINGLE FAMILY DWELLING	\$110,475	\$55,238	0.00%	0.00%	\$0	\$0
US000290	RESIDENTIAL STRUCTURE	RES2 - MANUF HOUSING	\$77,933	\$38,966	0.00%	0.00%	\$0	\$0
US000291	RESIDENTIAL STRUCTURE	RES2 - MANUF HOUSING	\$101,347	\$50,674	0.00%	0.00%	\$0	\$0
US000292	RESIDENTIAL STRUCTURE	RES2 - MANUF HOUSING	\$100,450	\$50,225	0.00%	0.00%	\$0	\$0
US000293	RESIDENTIAL STRUCTURE	RES2 - MANUF HOUSING	\$109,956	\$54,978	0.00%	0.00%	\$0	\$0
US000294	RESIDENTIAL STRUCTURE	RES2 - MANUF HOUSING	\$205,312	\$102,656	0.00%	0.00%	\$0	\$0

Hazard Mitigation Plan Update, Pala Band of Mission Indians

US000295	RESIDENTIAL STRUCTURE	RES1 - SINGLE FAMILY DWELLING	\$109,956	\$54,978	0.00%	0.00%	\$0	\$0
US000296	RESIDENTIAL STRUCTURE	RES2 - MANUF HOUSING	\$64,739	\$32,369	0.00%	0.00%	\$0	\$0
US000297	RESIDENTIAL STRUCTURE	RES2 - MANUF HOUSING	\$261,161	\$130,580	0.00%	0.00%	\$0	\$0
US000298	RESIDENTIAL STRUCTURE	RES2 - MANUF HOUSING	\$67,821	\$33,910	0.00%	0.00%	\$0	\$0
US000299	RESIDENTIAL STRUCTURE	RES2 - MANUF HOUSING	\$163,079	\$81,540	0.00%	0.00%	\$0	\$0
US000300	RESIDENTIAL STRUCTURE	RES2 - MANUF HOUSING	\$186,797	\$93,398	0.00%	0.00%	\$0	\$0
US000301	RESIDENTIAL STRUCTURE	RES1 - SINGLE FAMILY DWELLING	\$386,041	\$193,021	0.00%	0.00%	\$0	\$0
US000302	RESIDENTIAL STRUCTURE	RES1 - SINGLE FAMILY DWELLING	\$226,109	\$113,055	0.00%	0.00%	\$0	\$0
US000303	RESIDENTIAL STRUCTURE	RES1 - SINGLE FAMILY DWELLING	\$83,232	\$41,616	0.00%	0.00%	\$0	\$0
US000304	RESIDENTIAL STRUCTURE	RES1 - SINGLE FAMILY DWELLING	\$306,140	\$153,070	0.00%	0.00%	\$0	\$0
US000305	RESIDENTIAL STRUCTURE	RES1 - SINGLE FAMILY DWELLING	\$198,682	\$99,341	0.00%	0.00%	\$0	\$0
US000306	RESIDENTIAL STRUCTURE	RES1 - SINGLE FAMILY DWELLING	\$399,582	\$199,791	0.00%	0.00%	\$0	\$0

Hazard Mitigation Plan Update, Pala Band of Mission Indians

US000307	RESIDENTIAL STRUCTURE	RES1 - SINGLE FAMILY DWELLING	\$250,064	\$125,032	0.00%	0.00%	\$0	\$0
US000308	RESIDENTIAL STRUCTURE	RES1 - SINGLE FAMILY DWELLING	\$118,565	\$59,282	0.00%	0.00%	\$0	\$0
US000309	RESIDENTIAL STRUCTURE	RES1 - SINGLE FAMILY DWELLING	\$250,227	\$125,113	0.00%	0.00%	\$0	\$0
US000310	RESIDENTIAL STRUCTURE	RES1 - SINGLE FAMILY DWELLING	\$426,143	\$213,072	0.00%	0.00%	\$0	\$0
US000311	RESIDENTIAL STRUCTURE	RES2 - MANUF HOUSING	\$145,310	\$72,655	0.00%	0.00%	\$0	\$0
US000312	RESIDENTIAL STRUCTURE	RES1 - SINGLE FAMILY DWELLING	\$277,989	\$138,994	0.00%	0.00%	\$0	\$0
US000313	RESIDENTIAL STRUCTURE	RES2 - MANUF HOUSING	\$95,605	\$47,802	0.00%	0.00%	\$0	\$0
US000314	RESIDENTIAL STRUCTURE	RES1 - SINGLE FAMILY DWELLING	\$148,447	\$74,223	0.00%	0.00%	\$0	\$0
US000315	RESIDENTIAL STRUCTURE	RES2 - MANUF HOUSING	\$192,886	\$96,443	0.00%	0.00%	\$0	\$0
US000316	RESIDENTIAL STRUCTURE	RES2 - MANUF HOUSING	\$134,614	\$67,307	0.00%	0.00%	\$0	\$0
US000317	BARN	COM2 - WAREHOUSE	\$318,491	\$318,491	0.00%	0.00%	\$0	\$0
US000318	RESIDENTIAL STRUCTURE	RES2 - MANUF HOUSING	\$146,230	\$73,115	0.00%	0.00%	\$0	\$0

Hazard Mitigation Plan Update, Pala Band of Mission Indians

US000319	RESIDENTIAL STRUCTURE	RES2 - MANUF HOUSING	\$141,190	\$70,595	0.00%	0.00%	\$0	\$0
US000320	RESIDENTIAL STRUCTURE	RES2 - MANUF HOUSING	\$149,690	\$74,845	0.00%	0.00%	\$0	\$0
US000321	RESIDENTIAL STRUCTURE	RES2 - MANUF HOUSING	\$34,770	\$17,385	0.00%	0.00%	\$0	\$0
US000322	RESIDENTIAL STRUCTURE	RES2 - MANUF HOUSING	\$180,340	\$90,170	0.00%	0.00%	\$0	\$0
US000323	AGRICULT	AGR1 – AGRICULTURE	\$149,182	\$149,182	0.00%	0.00%	\$0	\$0
US000324	RESIDENTIAL STRUCTURE	RES2 - MANUF HOUSING	\$124,578	\$62,289	0.00%	0.00%	\$0	\$0
US000325	RESIDENTIAL STRUCTURE	RES2 - MANUF HOUSING	\$81,188	\$40,594	0.00%	0.00%	\$0	\$0
US000326	RESIDENTIAL STRUCTURE	RES2 - MANUF HOUSING	\$112,000	\$56,000	0.00%	0.00%	\$0	\$0
US000327	RESIDENTIAL STRUCTURE	RES2 - MANUF HOUSING	\$79,598	\$39,799	0.00%	0.00%	\$0	\$0
US000328	RESIDENTIAL STRUCTURE	RES2 - MANUF HOUSING	\$87,407	\$43,703	0.00%	0.00%	\$0	\$0
US000329	RESIDENTIAL STRUCTURE	RES2 - MANUF HOUSING	\$158,364	\$79,182	0.00%	0.00%	\$0	\$0
US000330	RESIDENTIAL STRUCTURE	RES2 - MANUF HOUSING	\$590,888	\$295,444	0.00%	0.00%	\$0	\$0

Hazard Mitigation Plan Update, Pala Band of Mission Indians

US000331	RESIDENTIAL STRUCTURE	RES2 - MANUF HOUSING	\$254,196	\$127,098	0.00%	0.00%	\$0	\$0
US000332	RESIDENTIAL STRUCTURE	RES2 - MANUF HOUSING	\$121,463	\$60,732	0.00%	0.00%	\$0	\$0
US000333	RESIDENTIAL STRUCTURE	RES2 - MANUF HOUSING	\$132,322	\$66,161	0.00%	0.00%	\$0	\$0
US000334	AGRICULT	AGR1 – AGRICULTURE	\$119,798	\$119,798	0.00%	0.00%	\$0	\$0
US000335	RESIDENTIAL STRUCTURE	RES2 - MANUF HOUSING	\$136,907	\$68,454	0.00%	0.00%	\$0	\$0
US000336	RESIDENTIAL STRUCTURE	RES2 - MANUF HOUSING	\$208,935	\$104,467	0.00%	0.00%	\$0	\$0
US000337	RESIDENTIAL STRUCTURE	RES2 - MANUF HOUSING	\$88,640	\$44,320	0.00%	0.00%	\$0	\$0
US000338	RESIDENTIAL STRUCTURE	RES2 - MANUF HOUSING	\$135,653	\$67,826	0.00%	0.00%	\$0	\$0
US000339	RESIDENTIAL STRUCTURE	RES1 - SINGLE FAMILY DWELLING	\$66,080	\$33,040	0.00%	0.00%	\$72	\$42
US000340	RESIDENTIAL STRUCTURE	RES1 - SINGLE FAMILY DWELLING	\$59,461	\$29,730	0.00%	0.00%	\$67	\$39
US000341	RESIDENTIAL STRUCTURE	RES1 - SINGLE FAMILY DWELLING	\$41,411	\$20,705	0.00%	0.00%	\$47	\$27
US000342	RESIDENTIAL STRUCTURE	RES2 - MANUF HOUSING	\$137,307	\$68,654	0.00%	0.00%	\$0	\$0

Hazard Mitigation Plan Update, Pala Band of Mission Indians

US000343	RESIDENTIAL STRUCTURE	RES2 - MANUF HOUSING	\$170,401	\$85,201	0.00%	0.00%	\$0	\$0
US000344	RESIDENTIAL STRUCTURE	RES2 - MANUF HOUSING	\$115,753	\$57,876	0.00%	0.00%	\$0	\$0
US000345	RESIDENTIAL STRUCTURE	RES1 - SINGLE FAMILY DWELLING	\$247,296	\$123,648	0.00%	0.00%	\$0	\$0
US000346	RESIDENTIAL STRUCTURE	RES1 - SINGLE FAMILY DWELLING	\$254,347	\$127,174	0.00%	0.00%	\$0	\$0
US000347	RESIDENTIAL STRUCTURE	RES1 - SINGLE FAMILY DWELLING	\$150,437	\$75,218	0.00%	0.00%	\$0	\$0
US000348	RESIDENTIAL STRUCTURE	RES1 - SINGLE FAMILY DWELLING	\$165,437	\$82,719	0.00%	0.00%	\$0	\$0
US000349	RESIDENTIAL STRUCTURE	RES1 - SINGLE FAMILY DWELLING	\$308,087	\$154,043	0.00%	0.00%	\$0	\$0
US000350	RESIDENTIAL STRUCTURE	RES2 - MANUF HOUSING	\$102,169	\$51,085	0.00%	0.00%	\$0	\$0
US000351	RESIDENTIAL STRUCTURE	RES2 - MANUF HOUSING	\$84,930	\$42,465	0.00%	0.00%	\$0	\$0
US000352	RESIDENTIAL STRUCTURE	RES2 - MANUF HOUSING	\$161,857	\$80,929	0.00%	0.00%	\$0	\$0
US000353	RESIDENTIAL STRUCTURE	RES2 - MANUF HOUSING	\$233,550	\$116,775	0.00%	0.00%	\$0	\$0
US000354	RESIDENTIAL STRUCTURE	RES2 - MANUF HOUSING	\$102,169	\$51,085	0.00%	0.00%	\$0	\$0

Hazard Mitigation Plan Update, Pala Band of Mission Indians

US000355	RESIDENTIAL STRUCTURE	RES1 - SINGLE FAMILY DWELLING	\$339,732	\$169,866	0.00%	0.00%	\$0	\$0
US000356	RESIDENTIAL STRUCTURE	RES1 - SINGLE FAMILY DWELLING	\$324,969	\$162,485	0.00%	0.00%	\$0	\$0
US000357	GARAGE	COM10 - PARKING	\$555,469	\$555,469	0.00%	0.00%	\$0	\$0
US000358	RESIDENTIAL STRUCTURE	RES1 - SINGLE FAMILY DWELLING	\$298,667	\$149,334	0.00%	0.00%	\$0	\$0
US000359	RESIDENTIAL STRUCTURE	RES1 - SINGLE FAMILY DWELLING	\$224,087	\$112,043	0.00%	0.00%	\$0	\$0
US000360	RESIDENTIAL STRUCTURE	RES1 - SINGLE FAMILY DWELLING	\$324,969	\$162,485	0.00%	0.00%	\$0	\$0
US000361	RESIDENTIAL STRUCTURE	RES2 - MANUF HOUSING	\$88,964	\$44,482	0.00%	0.00%	\$0	\$0
US000362	RESIDENTIAL STRUCTURE	RES1 - SINGLE FAMILY DWELLING	\$273,165	\$136,583	0.00%	0.00%	\$0	\$0
US000363	RESIDENTIAL STRUCTURE	RES1 - SINGLE FAMILY DWELLING	\$319,421	\$159,711	0.00%	0.00%	\$0	\$0
US000364	RESIDENTIAL STRUCTURE	RES1 - SINGLE FAMILY DWELLING	\$328,105	\$164,053	0.00%	0.00%	\$0	\$0
US000365	RESIDENTIAL STRUCTURE	RES1 - SINGLE FAMILY DWELLING	\$328,116	\$164,058	0.00%	0.00%	\$0	\$0
US000366	RESIDENTIAL STRUCTURE	RES1 - SINGLE FAMILY DWELLING	\$437,218	\$218,609	0.00%	0.00%	\$0	\$0

Hazard Mitigation Plan Update, Pala Band of Mission Indians

US000367	RESIDENTIAL STRUCTURE	RES1 - SINGLE FAMILY DWELLING	\$339,742	\$169,871	0.00%	0.00%	\$0	\$0
US000368	RESIDENTIAL STRUCTURE	RES1 - SINGLE FAMILY DWELLING	\$117,429	\$58,715	0.00%	0.00%	\$0	\$0
US000369	RESIDENTIAL STRUCTURE	RES1 - SINGLE FAMILY DWELLING	\$303,426	\$151,713	0.00%	0.00%	\$0	\$0
US000370	RESIDENTIAL STRUCTURE	RES1 - SINGLE FAMILY DWELLING	\$328,105	\$164,053	0.00%	0.00%	\$0	\$0
US000371	RESIDENTIAL STRUCTURE	RES1 - SINGLE FAMILY DWELLING	\$302,171	\$151,086	0.00%	0.00%	\$0	\$0
US000372	RESIDENTIAL STRUCTURE	RES1 - SINGLE FAMILY DWELLING	\$328,105	\$164,053	0.00%	0.00%	\$0	\$0
US000373	RESIDENTIAL STRUCTURE	RES1 - SINGLE FAMILY DWELLING	\$111,005	\$55,503	0.00%	0.00%	\$0	\$0
US000374	RESIDENTIAL STRUCTURE	RES1 - SINGLE FAMILY DWELLING	\$134,095	\$67,048	0.00%	0.00%	\$244	\$138
US000375	RESIDENTIAL STRUCTURE	RES1 - SINGLE FAMILY DWELLING	\$40,210	\$20,105	0.00%	0.00%	\$0	\$0
US000376	RESIDENTIAL STRUCTURE	RES1 - SINGLE FAMILY DWELLING	\$231,073	\$115,537	0.00%	0.00%	\$0	\$0
US000377	RESIDENTIAL STRUCTURE	RES1 - SINGLE FAMILY DWELLING	\$328,105	\$164,053	0.00%	0.00%	\$0	\$0
US000378	RESIDENTIAL STRUCTURE	RES1 - SINGLE FAMILY DWELLING	\$339,732	\$169,866	0.00%	0.00%	\$0	\$0

Hazard Mitigation Plan Update, Pala Band of Mission Indians

US000379	RESIDENTIAL STRUCTURE	RES1 - SINGLE FAMILY DWELLING	\$339,732	\$169,866	0.00%	0.00%	\$0	\$0
US000380	RESIDENTIAL STRUCTURE	RES1 - SINGLE FAMILY DWELLING	\$328,105	\$164,053	0.00%	0.00%	\$0	\$0
US000381	BLEACHER	COM8 – ENTERTAINMENT & RECREATION	\$174,987	\$174,987	0.00%	0.00%	\$0	\$0
US000382	RESIDENTIAL STRUCTURE	RES1 - SINGLE FAMILY DWELLING	\$273,154	\$136,577	0.00%	0.00%	\$0	\$0
US000383	OTHERREC	COM8 – ENTERTAINMENT & RECREATION	\$31,320	\$31,320	0.00%	0.00%	\$0	\$0
US000384	SHED	COM1 – RETAIL TRADE	\$101,109	\$101,109	0.00%	0.00%	\$0	\$0
US000385	RESIDENTIAL STRUCTURE	RES1 - SINGLE FAMILY DWELLING	\$50,712	\$25,356	0.00%	0.00%	\$0	\$0
US000386	RESIDENTIAL STRUCTURE	RES1 - SINGLE FAMILY DWELLING	\$143,201	\$71,601	0.00%	0.00%	\$0	\$0
US000387	AGRICULT	AGR1 – AGRICULTURE	\$216,213	\$216,213	0.00%	0.00%	\$0	\$0
US000388	RESIDENTIAL STRUCTURE	RES1 - SINGLE FAMILY DWELLING	\$216,213	\$108,107	0.00%	0.00%	\$0	\$0
US000389	RESIDENTIAL STRUCTURE	RES1 - SINGLE FAMILY DWELLING	\$323,823	\$161,911	0.00%	0.00%	\$0	\$0

Hazard Mitigation Plan Update, Pala Band of Mission Indians

US000390	RESIDENTIAL STRUCTURE	RES1 - SINGLE FAMILY DWELLING	\$302,171	\$151,086	0.00%	0.00%	\$0	\$0
US000391	RESIDENTIAL STRUCTURE	RES2 - MANUF HOUSING	\$90,511	\$45,255	0.00%	0.00%	\$0	\$0
US000392	RESIDENTIAL STRUCTURE	RES2 - MANUF HOUSING	\$119,938	\$59,969	0.00%	0.00%	\$0	\$0
US000393	RESIDENTIAL STRUCTURE	RES2 - MANUF HOUSING	\$336,109	\$168,054	0.00%	0.00%	\$0	\$0
US000394	RESIDENTIAL STRUCTURE	RES1 - SINGLE FAMILY DWELLING	\$324,969	\$162,485	0.00%	0.00%	\$0	\$0
US000395	RESIDENTIAL STRUCTURE	RES1 - SINGLE FAMILY DWELLING	\$396,381	\$198,190	0.00%	0.00%	\$0	\$0
US000396	RESIDENTIAL STRUCTURE	RES1 - SINGLE FAMILY DWELLING	\$82,648	\$41,324	0.00%	0.00%	\$70	\$43
US000397	RESIDENTIAL STRUCTURE	RES1 - SINGLE FAMILY DWELLING	\$56,671	\$28,335	0.00%	0.00%	\$43	\$27
US000398	RESIDENTIAL STRUCTURE	RES1 - SINGLE FAMILY DWELLING	\$170,909	\$85,455	0.00%	0.00%	\$83	\$52
US000399	RESIDENTIAL STRUCTURE	RES1 - SINGLE FAMILY DWELLING	\$289,745	\$144,872	0.00%	0.00%	\$530	\$299
US000400	OTHER	IND2 – LIGHT INDUSTRY	\$65,982	\$98,973	0.00%	0.00%	\$47	\$99
US000401	RESIDENTIAL STRUCTURE	RES1 - SINGLE FAMILY DWELLING	\$323,834	\$161,917	0.00%	0.00%	\$0	\$0

Hazard Mitigation Plan Update, Pala Band of Mission Indians

US000402	RESIDENTIAL STRUCTURE	RES1 - SINGLE FAMILY DWELLING	\$339,732	\$169,866	0.00%	0.00%	\$0	\$0
US000403	RESIDENTIAL STRUCTURE	RES1 - SINGLE FAMILY DWELLING	\$60,575	\$30,287	0.00%	0.00%	\$0	\$0
US000404	GARAGE	COM10 - PARKING	\$79,382	\$79,382	0.00%	0.00%	\$0	\$0
US000405	FIRE	COM1 – RETAIL TRADE	\$146,078	\$146,078	0.00%	0.00%	\$0	\$0
US000406	TRAINING	COM1 – RETAIL TRADE	\$301,966	\$301,966	0.00%	0.00%	\$0	\$0
US000407	RESIDENTIAL STRUCTURE	RES1 - SINGLE FAMILY DWELLING	\$347,107	\$173,554	0.00%	0.00%	\$0	\$0
US000408	RESIDENTIAL STRUCTURE	RES2 - MANUF HOUSING	\$212,147	\$106,074	0.00%	0.00%	\$54	\$8
US000409	RESIDENTIAL STRUCTURE	RES1 - SINGLE FAMILY DWELLING	\$347,107	\$173,554	0.00%	0.00%	\$0	\$0
US000410	RESIDENTIAL STRUCTURE	RES1 - SINGLE FAMILY DWELLING	\$277,989	\$138,994	0.00%	0.00%	\$0	\$0
US000411	RESIDENTIAL STRUCTURE	RES1 - SINGLE FAMILY DWELLING	\$302,171	\$151,086	0.00%	0.00%	\$0	\$0
US000412	RESIDENTIAL STRUCTURE	RES1 - SINGLE FAMILY DWELLING	\$396,381	\$198,190	0.00%	0.00%	\$0	\$0
US000413	RESIDENTIAL STRUCTURE	RES1 - SINGLE FAMILY DWELLING	\$347,107	\$173,554	0.00%	0.00%	\$0	\$0

Hazard Mitigation Plan Update, Pala Band of Mission Indians

US000414	RESIDENTIAL STRUCTURE	RES1 - SINGLE FAMILY DWELLING	\$69,227	\$34,613	0.00%	0.00%	\$0	\$0
US000415	RESIDENTIAL STRUCTURE	RES1 - SINGLE FAMILY DWELLING	\$176,122	\$88,061	0.00%	0.00%	\$0	\$0
US000416	RESIDENTIAL STRUCTURE	RES1 - SINGLE FAMILY DWELLING	\$368,359	\$184,179	0.00%	0.00%	\$0	\$0
US000417	RESIDENTIAL STRUCTURE	RES2 - MANUF HOUSING	\$156,861	\$78,430	0.00%	0.00%	\$0	\$0
US000418	RESIDENTIAL STRUCTURE	RES1 - SINGLE FAMILY DWELLING	\$373,820	\$186,910	0.00%	0.00%	\$0	\$0
US000419	RESIDENTIAL STRUCTURE	RES1 - SINGLE FAMILY DWELLING	\$352,072	\$176,036	0.00%	0.00%	\$0	\$0
US000420	RESIDENTIAL STRUCTURE	RES1 - SINGLE FAMILY DWELLING	\$347,226	\$173,613	0.00%	0.00%	\$0	\$0
US000421	RESIDENTIAL STRUCTURE	RES1 - SINGLE FAMILY DWELLING	\$338,120	\$169,060	0.00%	0.00%	\$0	\$0
US000422	RESIDENTIAL STRUCTURE	RES1 - SINGLE FAMILY DWELLING	\$323,834	\$161,917	0.00%	0.00%	\$0	\$0
US000423	RESIDENTIAL STRUCTURE	RES1 - SINGLE FAMILY DWELLING	\$374,275	\$187,137	0.00%	0.00%	\$0	\$0
US000424	RESIDENTIAL STRUCTURE	RES1 - SINGLE FAMILY DWELLING	\$350,893	\$175,446	0.00%	0.00%	\$0	\$0
US000425	RESIDENTIAL STRUCTURE	RES1 - SINGLE FAMILY DWELLING	\$374,275	\$187,137	0.00%	0.00%	\$0	\$0

Hazard Mitigation Plan Update, Pala Band of Mission Indians

US000426	RESIDENTIAL STRUCTURE	RES1 - SINGLE FAMILY DWELLING	\$98,763	\$49,381	0.00%	0.00%	\$0	\$0
US000427	RESIDENTIAL STRUCTURE	RES1 - SINGLE FAMILY DWELLING	\$349,854	\$174,927	0.00%	0.00%	\$0	\$0
US000428	RESIDENTIAL STRUCTURE	RES1 - SINGLE FAMILY DWELLING	\$113,882	\$56,941	0.00%	0.00%	\$72	\$45
US000429	RESIDENTIAL STRUCTURE	RES1 - SINGLE FAMILY DWELLING	\$229,083	\$114,542	0.00%	0.00%	\$0	\$0
US000430	RESIDENTIAL STRUCTURE	RES2 - MANUF HOUSING	\$145,754	\$72,877	0.00%	0.00%	\$0	\$0
US000431	RESIDENTIAL STRUCTURE	RES2 - MANUF HOUSING	\$174,122	\$87,061	0.00%	0.00%	\$0	\$0
US000432	RESIDENTIAL STRUCTURE	RES1 - SINGLE FAMILY DWELLING	\$323,823	\$161,911	0.00%	0.00%	\$0	\$0
US000433	RESIDENTIAL STRUCTURE	RES1 - SINGLE FAMILY DWELLING	\$347,107	\$173,554	0.00%	0.00%	\$0	\$0
US000434	RESIDENTIAL STRUCTURE	RES1 - SINGLE FAMILY DWELLING	\$347,107	\$173,554	0.00%	0.00%	\$0	\$0
US000435	RESIDENTIAL STRUCTURE	RES1 - SINGLE FAMILY DWELLING	\$347,583	\$173,792	0.00%	0.00%	\$0	\$0
US000436	JUNK	COM2 - WAREHOUSE	\$1,300,89 3	\$1,300,89 3	0.00%	0.00%	\$0	\$0

Hazard Mitigation Plan Update, Pala Band of Mission Indians

US000437	RADIO	COM1 – RETAIL TRADE	\$117,667	\$117,667	0.00%	0.00%	\$0	\$0
US000438	OTHER	COM2 - WAREHOUSE	\$132,765	\$132,765	0.00%	0.00%	\$0	\$0
US000439	SWIM	COM8 – ENTERTAINMENT & RECREATION	\$72,980	\$72,980	0.00%	0.00%	\$0	\$0
US000440	RESIDENTIAL STRUCTURE	RES1 - SINGLE FAMILY DWELLING	\$323,823	\$161,911	0.00%	0.00%	\$0	\$0
US000441	RESIDENTIAL STRUCTURE	RES1 - SINGLE FAMILY DWELLING	\$347,107	\$173,554	0.00%	0.00%	\$0	\$0
US000442	OTHER	COM1 – RETAIL TRADE	\$147,062	\$147,062	0.00%	0.00%	\$0	\$0
US000443	OTHER	COM1 – RETAIL TRADE	\$123,594	\$123,594	0.00%	0.00%	\$0	\$0
US000444	OTHER	COM1 – RETAIL TRADE	\$310,801	\$310,801	0.00%	0.00%	\$0	\$0
US000445	OTHER	COM1 – RETAIL TRADE	\$310,358	\$310,358	0.00%	0.00%	\$0	\$0
US000446	OTHER	COM1 – RETAIL TRADE	\$164,994	\$164,994	0.00%	0.00%	\$0	\$0
US000447	OTHER	COM1 – RETAIL TRADE	\$44,569	\$44,569	0.00%	0.00%	\$0	\$0

Hazard Mitigation Plan Update, Pala Band of Mission Indians

US000448	OTHER	COM1 – RETAIL TRADE	\$226,250	\$226,250	0.00%	0.00%	\$0	\$0
US000449	OTHER	COM1 – RETAIL TRADE	\$71,920	\$71,920	0.00%	0.00%	\$0	\$0
US000450	RESIDENTIAL STRUCTURE	RES1 - SINGLE FAMILY DWELLING	\$186,786	\$93,393	0.00%	0.00%	\$0	\$0
US000451	RESIDENTIAL STRUCTURE	RES1 - SINGLE FAMILY DWELLING	\$347,583	\$173,792	0.00%	0.00%	\$0	\$0
US000452	RESIDENTIAL STRUCTURE	RES1 - SINGLE FAMILY DWELLING	\$347,107	\$173,554	0.00%	0.00%	\$0	\$0
US000453	RESIDENTIAL STRUCTURE	RES1 - SINGLE FAMILY DWELLING	\$347,107	\$173,554	0.00%	0.00%	\$0	\$0
US000454	RESIDENTIAL STRUCTURE	RES1 - SINGLE FAMILY DWELLING	\$112,736	\$56,368	0.00%	0.00%	\$0	\$0
US000455	RESIDENTIAL STRUCTURE	RES1 - SINGLE FAMILY DWELLING	\$138,064	\$69,032	0.00%	0.00%	\$0	\$0
US000456	CASINO	COM8 – ENTERTAINMENT & RECREATION	\$485,950	\$485,950	0.00%	0.00%	\$1,026	\$4,956
US000457	CASINO	COM8 – ENTERTAINMENT & RECREATION	\$1,781,523	\$1,781,523	0.00%	0.00%	\$1,031	\$5,151

Hazard Mitigation Plan Update, Pala Band of Mission Indians

US000458	CASINO	COM8 – ENTERTAINMENT & RECREATION	\$23,104,409	\$23,104,409	0.00%	0.00%	\$48,319	\$229,599
US000459	RESIDENTIAL STRUCTURE	RES1 - SINGLE FAMILY DWELLING	\$102,191	\$51,095	0.00%	0.00%	\$0	\$0
US000460	RESIDENTIAL STRUCTURE	RES1 - SINGLE FAMILY DWELLING	\$93,907	\$46,953	0.00%	0.00%	\$0	\$0
US000461	RESIDENTIAL STRUCTURE	RES2 - MANUF HOUSING	\$296,115	\$148,057	0.00%	0.00%	\$0	\$0
US000462	SHED	COM1 – RETAIL TRADE	\$127,109	\$127,109	0.00%	0.00%	\$0	\$0
US000463	OTHER	COM1 – RETAIL TRADE	\$352,807	\$352,807	0.00%	0.00%	\$0	\$0
US000464	OTHER	COM1 – RETAIL TRADE	\$325,337	\$325,337	0.00%	0.00%	\$0	\$0
US000465	OTHER	COM1 – RETAIL TRADE	\$617,331	\$617,331	0.00%	0.00%	\$0	\$0
US000466	OTHER	COM1 – RETAIL TRADE	\$287,506	\$287,506	0.00%	0.00%	\$0	\$0
US000467	OTHER	COM1 – RETAIL TRADE	\$496,895	\$496,895	0.00%	0.00%	\$0	\$0
US000468	OTHER	COM1 – RETAIL TRADE	\$583,740	\$583,740	0.00%	0.00%	\$0	\$0

Hazard Mitigation Plan Update, Pala Band of Mission Indians

US000469	RESIDENTIAL STRUCTURE	RES1 - SINGLE FAMILY DWELLING	\$169,882	\$84,941	0.00%	0.00%	\$0	\$0
US000470	RESIDENTIAL STRUCTURE	RES1 - SINGLE FAMILY DWELLING	\$102,332	\$51,166	0.00%	0.00%	\$0	\$0
US000471	RESIDENTIAL STRUCTURE	RES1 - SINGLE FAMILY DWELLING	\$59,082	\$29,541	0.00%	0.00%	\$0	\$0
US000472	RESIDENTIAL STRUCTURE	RES1 - SINGLE FAMILY DWELLING	\$281,644	\$140,822	0.00%	0.00%	\$0	\$0
US000473	RESIDENTIAL STRUCTURE	RES2 - MANUF HOUSING	\$76,992	\$38,496	0.00%	0.00%	\$0	\$0
US000474	RESIDENTIAL STRUCTURE	RES2 - MANUF HOUSING	\$68,427	\$34,213	0.00%	0.00%	\$0	\$0
US000475	RESIDENTIAL STRUCTURE	RES2 - MANUF HOUSING	\$98,795	\$49,398	0.00%	0.00%	\$0	\$0
US000476	RESIDENTIAL STRUCTURE	RES2 - MANUF HOUSING	\$85,363	\$42,681	0.00%	0.00%	\$0	\$0
US000477	RESIDENTIAL STRUCTURE	RES2 - MANUF HOUSING	\$95,475	\$47,737	0.00%	0.00%	\$0	\$0
US000478	RESIDENTIAL STRUCTURE	RES2 - MANUF HOUSING	\$177,063	\$88,532	0.00%	0.00%	\$0	\$0
US000479	RESIDENTIAL STRUCTURE	RES2 - MANUF HOUSING	\$67,767	\$33,883	0.00%	0.00%	\$0	\$0
US000480	OTHER	COM1 – RETAIL TRADE	\$792,318	\$792,318	0.00%	0.00%	\$0	\$0

Hazard Mitigation Plan Update, Pala Band of Mission Indians

US000481	OTHER	COM1 – RETAIL TRADE	\$561,472	\$561,472	0.00%	0.00%	\$0	\$0
US000482	OTHER	COM1 – RETAIL TRADE	\$232,577	\$232,577	0.00%	0.00%	\$0	\$0
US000483	OTHER	COM1 – RETAIL TRADE	\$518,558	\$518,558	0.00%	0.00%	\$0	\$0
US000484	GAS	COM3 – SERVICE STATION	\$601,422	\$601,422	0.00%	0.00%	\$0	\$0
US000485	RETAIL	COM1 – RETAIL TRADE	\$485,258	\$485,258	0.00%	0.00%	\$0	\$0
US000486	RESIDENTIAL STRUCTURE	RES1 - SINGLE FAMILY DWELLING	\$34,987	\$17,493	0.00%	0.00%	\$0	\$0
US000487	RESIDENTIAL STRUCTURE	RES1 - SINGLE FAMILY DWELLING	\$25,794	\$12,897	0.00%	0.00%	\$0	\$0
US000488	RESIDENTIAL STRUCTURE	RES1 - SINGLE FAMILY DWELLING	\$86,671	\$43,336	0.00%	0.00%	\$0	\$0
US000489	RESIDENTIAL STRUCTURE	RES1 - SINGLE FAMILY DWELLING	\$174,111	\$87,055	0.00%	0.00%	\$0	\$0
US000490	RESIDENTIAL STRUCTURE	RES1 - SINGLE FAMILY DWELLING	\$107,761	\$53,880	0.00%	0.00%	\$0	\$0
US000491	PARK	COM2 - WAREHOUSE	\$5,002,348	\$5,002,348	0.00%	0.00%	\$3,110	\$10,229

Hazard Mitigation Plan Update, Pala Band of Mission Indians

US000492	PARK	COM2 - WAREHOUSE	\$13,999,488	\$13,999,488	0.00%	0.00%	\$19,599	\$67,679
US000493	PARK	COM2 - WAREHOUSE	\$6,257,710	\$6,257,710	0.00%	0.00%	\$3,293	\$11,005
US000494	CASINO	COM8 – ENTERTAINMENT & RECREATION	\$5,695,536	\$5,695,536	0.00%	0.00%	\$3,835	\$19,475
US000495	RESIDENTIAL STRUCTURE	RES1 - SINGLE FAMILY DWELLING	\$289,053	\$144,526	0.00%	0.00%	\$0	\$0
US000496	CIVIC	COM1 – RETAIL TRADE	\$2,243,972	\$2,243,972	0.00%	0.00%	\$0	\$0
US000497	RESIDENTIAL STRUCTURE	RES1 - SINGLE FAMILY DWELLING	\$396,381	\$198,190	0.00%	0.00%	\$0	\$0
US000498	RESIDENTIAL STRUCTURE	RES1 - SINGLE FAMILY DWELLING	\$347,107	\$173,554	0.00%	0.00%	\$0	\$0
US000499	RESIDENTIAL STRUCTURE	RES1 - SINGLE FAMILY DWELLING	\$347,583	\$173,792	0.00%	0.00%	\$0	\$0
US000500	PROFESSIONAL	COM1 – RETAIL TRADE	\$409,975	\$409,975	0.00%	0.00%	\$933	\$3,179
US000501	PROFESSIONAL	COM1 – RETAIL TRADE	\$105,684	\$105,684	0.00%	0.00%	\$189	\$665

Hazard Mitigation Plan Update, Pala Band of Mission Indians

US000502	OTHER	COM1 – RETAIL TRADE	\$101,802	\$101,802	0.00%	0.00%	\$116	\$444
US000503	STABLE	COM2 - WAREHOUSE	\$484,296	\$484,296	0.00%	0.00%	\$550	\$2,004
US000504	RESIDENTIAL STRUCTURE	RES1 - SINGLE FAMILY DWELLING	\$119,365	\$59,683	0.00%	0.00%	\$521	\$295
US000505	RESIDENTIAL STRUCTURE	RES1 - SINGLE FAMILY DWELLING	\$143,742	\$71,871	0.00%	0.00%	\$555	\$315
US000506	SHED	COM1 – RETAIL TRADE	\$82,616	\$82,616	0.00%	0.00%	\$218	\$722
US000507	RESIDENTIAL STRUCTURE	RES1 - SINGLE FAMILY DWELLING	\$179,064	\$89,532	0.00%	0.00%	\$1,391	\$790
US000508	RESIDENTIAL STRUCTURE	RES1 - SINGLE FAMILY DWELLING	\$289,053	\$144,526	0.00%	0.00%	\$0	\$0
US000509	RESIDENTIAL STRUCTURE	RES1 - SINGLE FAMILY DWELLING	\$76,787	\$38,393	0.00%	0.00%	\$0	\$0
US000510	RESIDENTIAL STRUCTURE	RES1 - SINGLE FAMILY DWELLING	\$302,604	\$151,302	0.00%	0.00%	\$0	\$0
US000511	OTHER	COM1 – RETAIL TRADE	\$230,251	\$230,251	0.00%	0.00%	\$0	\$0
US000512	OTHER	RES1 - SINGLE FAMILY DWELLING	\$88,023	\$44,012	0.00%	0.00%	\$0	\$0
US000513	OTHER	RES1 - SINGLE FAMILY DWELLING	\$86,552	\$43,276	0.00%	0.00%	\$0	\$0

Hazard Mitigation Plan Update, Pala Band of Mission Indians

US000514	OTHER	RES1 - SINGLE FAMILY DWELLING	\$86,390	\$43,195	0.00%	0.00%	\$0	\$0
US000515	OTHER	RES1 - SINGLE FAMILY DWELLING	\$85,503	\$42,752	0.00%	0.00%	\$0	\$0
US000516	OTHER	RES1 - SINGLE FAMILY DWELLING	\$85,904	\$42,952	0.00%	0.00%	\$0	\$0
US000517	OTHER	RES1 - SINGLE FAMILY DWELLING	\$86,607	\$43,303	0.00%	0.00%	\$0	\$0
US000518	OTHER	RES1 - SINGLE FAMILY DWELLING	\$276,485	\$138,243	0.00%	0.00%	\$0	\$0
US000519	OTHER	RES1 - SINGLE FAMILY DWELLING	\$44,212	\$22,106	0.00%	0.00%	\$0	\$0
US000520	OTHER	RES1 - SINGLE FAMILY DWELLING	\$457,020	\$228,510	0.00%	0.00%	\$0	\$0
US000521	OTHER	RES1 - SINGLE FAMILY DWELLING	\$9,896	\$4,948	0.00%	0.00%	\$0	\$0
US000522	OTHER	RES1 - SINGLE FAMILY DWELLING	\$173,451	\$86,725	0.00%	0.00%	\$0	\$0
US000523	RELIGIOUS	REL1 – CHURCH	\$383,878	\$383,878	0.00%	0.00%	\$0	\$0
US000524	RELIGIOUS	REL1 – CHURCH	\$426,327	\$426,327	0.00%	0.00%	\$0	\$0
US000525	SHED	COM1 – RETAIL TRADE	\$74,310	\$74,310	0.00%	0.00%	\$0	\$0

Hazard Mitigation Plan Update, Pala Band of Mission Indians

US000526	RESIDENTIAL STRUCTURE	RES1 - SINGLE FAMILY DWELLING	\$106,041	\$53,021	0.00%	0.00%	\$0	\$0
US000527	RESIDENTIAL STRUCTURE	RES1 - SINGLE FAMILY DWELLING	\$184,937	\$92,468	0.00%	0.00%	\$0	\$0
US000528	RESIDENTIAL STRUCTURE	RES1 - SINGLE FAMILY DWELLING	\$64,425	\$32,212	0.00%	0.00%	\$0	\$0
US000529	RESIDENTIAL STRUCTURE	RES1 - SINGLE FAMILY DWELLING	\$118,760	\$59,380	0.00%	0.00%	\$0	\$0
US000530	RESIDENTIAL STRUCTURE	RES1 - SINGLE FAMILY DWELLING	\$86,206	\$43,103	0.00%	0.00%	\$0	\$0
US000531	AGRICULT	AGR1 – AGRICULTURE	\$809,730	\$809,730	0.00%	0.00%	\$0	\$0
US000532	RESIDENTIAL STRUCTURE	RES1 - SINGLE FAMILY DWELLING	\$203,214	\$101,607	0.00%	0.00%	\$0	\$0
US000533	RESIDENTIAL STRUCTURE	RES1 - SINGLE FAMILY DWELLING	\$104,332	\$52,166	0.00%	0.00%	\$0	\$0
US000534	RESIDENTIAL STRUCTURE	RES1 - SINGLE FAMILY DWELLING	\$104,332	\$52,166	0.00%	0.00%	\$0	\$0
US000535	RESIDENTIAL STRUCTURE	RES1 - SINGLE FAMILY DWELLING	\$94,080	\$47,040	0.00%	0.00%	\$0	\$0
US000536	GARAGE	COM10 - PARKING	\$183,368	\$183,368	0.00%	0.00%	\$0	\$0
US000537	SHED	COM1 – RETAIL TRADE	\$45,347	\$45,347	0.00%	0.00%	\$0	\$0

Hazard Mitigation Plan Update, Pala Band of Mission Indians

US000538	OTHER	COM2 - WAREHOUSE	\$131,608	\$131,608	0.00%	0.00%	\$0	\$0
US000539	RESIDENTIAL STRUCTURE	RES1 - SINGLE FAMILY DWELLING	\$94,080	\$47,040	0.00%	0.00%	\$0	\$0
US000540	CARPORT	COM10 - PARKING	\$76,938	\$76,938	0.00%	0.00%	\$0	\$0
US000541	RESIDENTIAL STRUCTURE	RES1 - SINGLE FAMILY DWELLING	\$324,969	\$162,485	0.00%	0.00%	\$0	\$0
US000542	RESIDENTIAL STRUCTURE	RES1 - SINGLE FAMILY DWELLING	\$359,404	\$179,702	0.00%	0.00%	\$0	\$0
US000543	FIRE	COM1 – RETAIL TRADE	\$2,209,840	\$2,209,840	0.00%	0.00%	\$0	\$0
US000544	RESIDENTIAL STRUCTURE	RES2 - MANUF HOUSING	\$148,403	\$74,202	0.00%	0.00%	\$0	\$0
US000545	RESIDENTIAL STRUCTURE	RES1 - SINGLE FAMILY DWELLING	\$289,117	\$144,559	0.00%	0.00%	\$0	\$0
US000546	RESIDENTIAL STRUCTURE	RES1 - SINGLE FAMILY DWELLING	\$268,915	\$134,457	0.00%	0.00%	\$0	\$0
US000547	RESIDENTIAL STRUCTURE	RES1 - SINGLE FAMILY DWELLING	\$289,117	\$144,559	0.00%	0.00%	\$0	\$0
US000548	RESIDENTIAL STRUCTURE	RES1 - SINGLE FAMILY DWELLING	\$347,107	\$173,554	0.00%	0.00%	\$0	\$0

Hazard Mitigation Plan Update, Pala Band of Mission Indians

US000549	RESIDENTIAL STRUCTURE	RES1 - SINGLE FAMILY DWELLING	\$397,148	\$198,574	0.00%	0.00%	\$0	\$0
US000550	RESIDENTIAL STRUCTURE	RES1 - SINGLE FAMILY DWELLING	\$359,404	\$179,702	0.00%	0.00%	\$0	\$0
US000551	OTHER	COM1 – RETAIL TRADE	\$47,651	\$47,651	0.00%	0.00%	\$0	\$0
US000552	RELIGIOUS	REL1 – CHURCH	\$2,593,383	\$2,593,383	0.00%	0.00%	\$0	\$0
US000553	PATIO	COM1 – RETAIL TRADE	\$156,407	\$156,407	0.00%	0.00%	\$0	\$0
US000554	GAZEBO	COM1 – RETAIL TRADE	\$46,753	\$46,753	0.00%	0.00%	\$0	\$0
US000555	PATIO	COM1 – RETAIL TRADE	\$141,503	\$141,503	0.00%	0.00%	\$0	\$0
US000556	COMMUNITY	COM8 – ENTERTAINMENT & RECREATION	\$559,514	\$559,514	0.00%	0.00%	\$0	\$0
US000557	CDAYCARE	EDU1 – GRADE SCHOOLS	\$408,104	\$408,104	0.00%	0.00%	\$0	\$0
US000558	COMMUNITY	COM8 – ENTERTAINMENT & RECREATION	\$376,362	\$376,362	0.00%	0.00%	\$0	\$0

Hazard Mitigation Plan Update, Pala Band of Mission Indians

US000559	MUSEUM	COM8 – ENTERTAINMENT & RECREATION	\$374,956	\$374,956	0.00%	0.00%	\$0	\$0
US000560	MUSEUM	COM8 – ENTERTAINMENT & RECREATION	\$34,208	\$34,208	0.00%	0.00%	\$0	\$0
US000561	RESIDENTIAL STRUCTURE	RES1 - SINGLE FAMILY DWELLING	\$349,725	\$174,862	0.00%	0.00%	\$0	\$0
US000562	RESIDENTIAL STRUCTURE	RES1 - SINGLE FAMILY DWELLING	\$162,960	\$81,480	0.00%	0.00%	\$0	\$0
US000563	SHED	COM1 – RETAIL TRADE	\$62,121	\$62,121	0.00%	0.00%	\$0	\$0
US000564	RESIDENTIAL STRUCTURE	RES2 - MANUF HOUSING	\$121,853	\$60,926	0.00%	0.00%	\$0	\$0
US000565	SHED	COM1 – RETAIL TRADE	\$67,518	\$67,518	0.00%	0.00%	\$0	\$0
US000566	SHED	COM1 – RETAIL TRADE	\$53,761	\$53,761	0.00%	0.00%	\$0	\$0
US000567	SHED	COM1 – RETAIL TRADE	\$104,376	\$104,376	0.00%	0.00%	\$0	\$0
US000568	RESIDENTIAL STRUCTURE	RES1 - SINGLE FAMILY DWELLING	\$397,148	\$198,574	0.00%	0.00%	\$0	\$0
US000569	RESIDENTIAL STRUCTURE	RES1 - SINGLE FAMILY DWELLING	\$268,915	\$134,457	0.00%	0.00%	\$0	\$0

Hazard Mitigation Plan Update, Pala Band of Mission Indians

US000570	RESIDENTIAL STRUCTURE	RES1 - SINGLE FAMILY DWELLING	\$289,117	\$144,559	0.00%	0.00%	\$0	\$0
US000571	RESIDENTIAL STRUCTURE	RES1 - SINGLE FAMILY DWELLING	\$323,834	\$161,917	0.00%	0.00%	\$0	\$0
US000572	RESIDENTIAL STRUCTURE	RES1 - SINGLE FAMILY DWELLING	\$397,148	\$198,574	0.00%	0.00%	\$0	\$0
US000573	OTHER	COM1 – RETAIL TRADE	\$62,175	\$62,175	0.00%	0.00%	\$0	\$0
US000574	OTHER	COM1 – RETAIL TRADE	\$103,640	\$103,640	0.00%	0.00%	\$71	\$209
US000575	OTHER	COM1 – RETAIL TRADE	\$39,161	\$39,161	0.00%	0.00%	\$0	\$0
US000576	OTHER	COM1 – RETAIL TRADE	\$50,225	\$50,225	0.00%	0.00%	\$0	\$0
US000577	OTHER	COM1 – RETAIL TRADE	\$21,749	\$21,749	0.00%	0.00%	\$0	\$0
US000578	OTHER	COM1 – RETAIL TRADE	\$22,820	\$22,820	0.00%	0.00%	\$0	\$0
US000579	OTHER	COM1 – RETAIL TRADE	\$74,331	\$74,331	0.00%	0.00%	\$138	\$466
US000580	OTHER	COM1 – RETAIL TRADE	\$151,778	\$151,778	0.00%	0.00%	\$0	\$0
US000581	OTHER	COM1 – RETAIL TRADE	\$162,560	\$162,560	0.00%	0.00%	\$0	\$0

Hazard Mitigation Plan Update, Pala Band of Mission Indians

US000582	OTHER	COM1 – RETAIL TRADE	\$70,882	\$70,882	0.00%	0.00%	\$0	\$0
US000583	RESIDENTIAL STRUCTURE	RES1 - SINGLE FAMILY DWELLING	\$397,148	\$198,574	0.00%	0.00%	\$0	\$0
US000584	RESIDENTIAL STRUCTURE	RES1 - SINGLE FAMILY DWELLING	\$142,726	\$71,363	0.00%	0.00%	\$0	\$0
US000585	RESIDENTIAL STRUCTURE	RES1 - SINGLE FAMILY DWELLING	\$347,107	\$173,554	0.00%	0.00%	\$0	\$0
US000586	RESIDENTIAL STRUCTURE	RES2 - MANUF HOUSING	\$150,556	\$75,278	0.00%	0.00%	\$0	\$0
US000587	RESIDENTIAL STRUCTURE	RES2 - MANUF HOUSING	\$150,556	\$75,278	0.00%	0.00%	\$0	\$0
US000588	RESIDENTIAL STRUCTURE	RES2 - MANUF HOUSING	\$262,372	\$131,186	0.00%	0.00%	\$0	\$0
US000589	RESIDENTIAL STRUCTURE	RES2 - MANUF HOUSING	\$289,117	\$144,559	0.00%	0.00%	\$0	\$0
US000590	RESIDENTIAL STRUCTURE	RES2 - MANUF HOUSING	\$41,184	\$20,592	0.00%	0.00%	\$0	\$0
US000591	OTHER	COM1 – RETAIL TRADE	\$161,414	\$161,414	0.00%	0.00%	\$0	\$0
US000592	WATER TREATMENT PLANT	COM1 – RETAIL TRADE	\$106,225	\$106,225	0.00%	0.00%	\$0	\$0
US000593	WATER TREATMENT PLANT	COM1 – RETAIL TRADE	\$168,184	\$168,184	0.00%	0.00%	\$0	\$0

Hazard Mitigation Plan Update, Pala Band of Mission Indians

US000594	RESIDENTIAL STRUCTURE	RES2 - MANUF HOUSING	\$84,984	\$42,492	0.00%	0.00%	\$383	\$170
US000595	AGRICULT	AGR1 – AGRICULTURE	\$105,738	\$105,738	0.00%	0.00%	\$0	\$0
US000596	RESIDENTIAL STRUCTURE	RES2 - MANUF HOUSING	\$330,452	\$165,226	0.00%	0.00%	\$169	\$23
US000597	OTHER	COM1 – RETAIL TRADE	\$70,882	\$70,882	0.00%	0.00%	\$0	\$0
US000598	RESIDENTIAL STRUCTURE	RES1 - SINGLE FAMILY DWELLING	\$162,928	\$81,464	0.00%	0.00%	\$0	\$0
US000599	RELIGIOUS	REL1 – CHURCH	\$1,160,731	\$1,160,731	0.00%	0.00%	\$0	\$0
US000600	CHARTER	EDU1 – GRADE SCHOOLS	\$910,061	\$910,061	0.00%	0.00%	\$0	\$0
US000601	CHARTER	EDU1 – GRADE SCHOOLS	\$499,469	\$499,469	0.00%	0.00%	\$0	\$0
US000602	CONVENT	REL1 – CHURCH	\$638,929	\$638,929	0.00%	0.00%	\$0	\$0
US000603	CHARTER	EDU1 – GRADE SCHOOLS	\$92,555	\$92,555	0.00%	0.00%	\$0	\$0
US000604	CHARTER	EDU1 – GRADE SCHOOLS	\$104,678	\$104,678	0.00%	0.00%	\$0	\$0

Hazard Mitigation Plan Update, Pala Band of Mission Indians

US000605	SHED	COM1 – RETAIL TRADE	\$13,475	\$13,475	0.00%	0.00%	\$0	\$0
US000606	SHED	COM1 – RETAIL TRADE	\$31,504	\$31,504	0.00%	0.00%	\$0	\$0
US000607	GAZEBO	COM1 – RETAIL TRADE	\$55,016	\$55,016	0.00%	0.00%	\$0	\$0
US000608	RESIDENTIAL STRUCTURE	RES1 - SINGLE FAMILY DWELLING	\$347,107	\$173,554	0.00%	0.00%	\$0	\$0
US000609	RESIDENTIAL STRUCTURE	RES1 - SINGLE FAMILY DWELLING	\$347,107	\$173,554	0.00%	0.00%	\$0	\$0
US000610	PROFESSIONAL	COM1 – RETAIL TRADE	\$158,743	\$158,743	0.00%	0.00%	\$0	\$0
US000611	RESIDENTIAL STRUCTURE	RES1 - SINGLE FAMILY DWELLING	\$347,107	\$173,554	0.00%	0.00%	\$0	\$0
US000612	RESIDENTIAL STRUCTURE	RES1 - SINGLE FAMILY DWELLING	\$347,107	\$173,554	0.00%	0.00%	\$0	\$0
US000613	RESIDENTIAL STRUCTURE	RES1 - SINGLE FAMILY DWELLING	\$347,107	\$173,554	0.00%	0.00%	\$0	\$0
US000614	OTHER	COM1 – RETAIL TRADE	\$37,193	\$37,193	0.00%	0.00%	\$0	\$0
US000615	RESIDENTIAL STRUCTURE	RES1 - SINGLE FAMILY DWELLING	\$345,583	\$172,791	0.00%	0.00%	\$0	\$0
US000616	RESIDENTIAL STRUCTURE	RES1 - SINGLE FAMILY DWELLING	\$156,407	\$78,203	0.00%	0.00%	\$0	\$0

Hazard Mitigation Plan Update, Pala Band of Mission Indians

US000617	RESIDENTIAL STRUCTURE	RES1 - SINGLE FAMILY DWELLING	\$347,107	\$173,554	0.00%	0.00%	\$0	\$0
US000618	RESIDENTIAL STRUCTURE	RES1 - SINGLE FAMILY DWELLING	\$347,107	\$173,554	0.00%	0.00%	\$0	\$0
US000619	RESIDENTIAL STRUCTURE	RES1 - SINGLE FAMILY DWELLING	\$347,107	\$173,554	0.00%	0.00%	\$0	\$0
US000620	POSTOFFICE	COM1 – RETAIL TRADE	\$155,736	\$155,736	0.00%	0.00%	\$0	\$0
US000621	RESIDENTIAL STRUCTURE	RES1 - SINGLE FAMILY DWELLING	\$347,107	\$173,554	0.00%	0.00%	\$0	\$0
US000622	RESIDENTIAL STRUCTURE	RES1 - SINGLE FAMILY DWELLING	\$347,107	\$173,554	0.00%	0.00%	\$0	\$0
US000623	RESIDENTIAL STRUCTURE	RES1 - SINGLE FAMILY DWELLING	\$359,393	\$179,697	0.00%	0.00%	\$0	\$0
US000624	RESIDENTIAL STRUCTURE	RES1 - SINGLE FAMILY DWELLING	\$347,107	\$173,554	0.00%	0.00%	\$0	\$0
US000625	RESIDENTIAL STRUCTURE	RES1 - SINGLE FAMILY DWELLING	\$347,107	\$173,554	0.00%	0.00%	\$0	\$0
US000626	RESIDENTIAL STRUCTURE	RES1 - SINGLE FAMILY DWELLING	\$347,107	\$173,554	0.00%	0.00%	\$0	\$0
US000627	RESIDENTIAL STRUCTURE	RES1 - SINGLE FAMILY DWELLING	\$347,107	\$173,554	0.00%	0.00%	\$0	\$0
US000628	RESIDENTIAL STRUCTURE	RES1 - SINGLE FAMILY DWELLING	\$324,839	\$162,420	0.00%	0.00%	\$0	\$0

Hazard Mitigation Plan Update, Pala Band of Mission Indians

US000629	LIBRARY	COM8 – ENTERTAINMENT & RECREATION	\$22,030	\$22,030	0.00%	0.00%	\$0	\$0
US000630	LIBRARY	COM8 – ENTERTAINMENT & RECREATION	\$862,886	\$862,886	0.00%	0.00%	\$0	\$0
US000631	RESIDENTIAL STRUCTURE	RES1 - SINGLE FAMILY DWELLING	\$347,107	\$173,554	0.00%	0.00%	\$0	\$0
US000632	RESIDENTIAL STRUCTURE	RES1 - SINGLE FAMILY DWELLING	\$157,477	\$78,739	0.00%	0.00%	\$0	\$0
US000633	RELIGIOUS	REL1 – CHURCH	\$220,777	\$220,777	0.00%	0.00%	\$0	\$0
US000634	RESIDENTIAL STRUCTURE	RES1 - SINGLE FAMILY DWELLING	\$130,537	\$65,269	0.00%	0.00%	\$0	\$0
US000635	OTHERREC	COM8 – ENTERTAINMENT & RECREATION	\$75,164	\$75,164	0.00%	0.00%	\$117	\$573
US000636	OTHER	COM1 – RETAIL TRADE	\$228,402	\$228,402	0.00%	0.00%	\$249	\$939
US000637	RESIDENTIAL STRUCTURE	RES1 - SINGLE FAMILY DWELLING	\$435,250	\$217,625	0.00%	0.00%	\$0	\$0
US000638	RESIDENTIAL STRUCTURE	RES1 - SINGLE FAMILY DWELLING	\$435,250	\$217,625	0.00%	0.00%	\$0	\$0

Hazard Mitigation Plan Update, Pala Band of Mission Indians

US000639	RESIDENTIAL STRUCTURE	RES1 - SINGLE FAMILY DWELLING	\$379,790	\$189,895	0.00%	0.00%	\$566	\$320
US000640	RESIDENTIAL STRUCTURE	RES1 - SINGLE FAMILY DWELLING	\$182,752	\$91,376	0.00%	0.00%	\$239	\$136
US000641	RESIDENTIAL STRUCTURE	RES2 - MANUF HOUSING	\$39,897	\$19,948	0.00%	0.00%	\$0	\$0
US000642	OTHER	COM2 - WAREHOUSE	\$160,040	\$160,040	0.00%	0.00%	\$0	\$0
US000643	GARAGE	COM10 - PARKING	\$68,946	\$68,946	0.00%	0.00%	\$0	\$0
US000644	RESIDENTIAL STRUCTURE	RES1 - SINGLE FAMILY DWELLING	\$79,285	\$39,642	0.00%	0.00%	\$0	\$0
US000645	SHED	COM1 – RETAIL TRADE	\$46,331	\$46,331	0.00%	0.00%	\$0	\$0
US000646	SHED	COM1 – RETAIL TRADE	\$103,229	\$103,229	0.00%	0.00%	\$0	\$0
US000647	RESIDENTIAL STRUCTURE	RES1 - SINGLE FAMILY DWELLING	\$132,776	\$66,388	0.00%	0.00%	\$0	\$0
US000648	RESIDENTIAL STRUCTURE	RES1 - SINGLE FAMILY DWELLING	\$142,066	\$71,033	0.00%	0.00%	\$0	\$0
US000649	SHED	COM1 – RETAIL TRADE	\$55,016	\$55,016	0.00%	0.00%	\$30	\$86
US000650	SHED	COM1 – RETAIL TRADE	\$56,898	\$56,898	0.00%	0.00%	\$0	\$0

Hazard Mitigation Plan Update, Pala Band of Mission Indians

US000651	SHED	COM1 – RETAIL TRADE	\$68,459	\$68,459	0.00%	0.00%	\$0	\$0
US000652	SHED	COM1 – RETAIL TRADE	\$29,839	\$29,839	0.00%	0.00%	\$0	\$0
US000653	SHED	COM1 – RETAIL TRADE	\$50,917	\$50,917	0.00%	0.00%	\$11	\$28
US000654	SHED	COM1 – RETAIL TRADE	\$33,732	\$33,732	0.00%	0.00%	\$0	\$0
US000655	SHED	COM1 – RETAIL TRADE	\$25,242	\$25,242	0.00%	0.00%	\$0	\$0
US000656	SHED	COM1 – RETAIL TRADE	\$16,958	\$16,958	0.00%	0.00%	\$1	\$2
US000657	SHED	COM1 – RETAIL TRADE	\$30,304	\$30,304	0.00%	0.00%	\$0	\$0
US000658	SHED	COM1 – RETAIL TRADE	\$28,389	\$28,389	0.00%	0.00%	\$0	\$0
US000659	SHED	COM1 – RETAIL TRADE	\$28,541	\$28,541	0.00%	0.00%	\$0	\$0
US000660	SHED	COM1 – RETAIL TRADE	\$26,821	\$26,821	0.00%	0.00%	\$0	\$0
US000661	SHED	COM1 – RETAIL TRADE	\$31,731	\$31,731	0.00%	0.00%	\$0	\$0
US000662	RESIDENTIAL STRUCTURE	RES2 - MANUF HOUSING	\$60,769	\$30,385	0.00%	0.00%	\$0	\$0

Hazard Mitigation Plan Update, Pala Band of Mission Indians

US000663	RESIDENTIAL STRUCTURE	RES2 - MANUF HOUSING	\$47,143	\$23,571	0.00%	0.00%	\$0	\$0
US000664	RESIDENTIAL STRUCTURE	RES1 - SINGLE FAMILY DWELLING	\$85,352	\$42,676	0.00%	0.00%	\$0	\$0
US000665	RESIDENTIAL STRUCTURE	RES2 - MANUF HOUSING	\$96,621	\$48,311	0.00%	0.00%	\$209	\$62
US000666	PATIO	COM1 – RETAIL TRADE	\$82,345	\$82,345	0.00%	0.00%	\$0	\$0
US000667	RESIDENTIAL STRUCTURE	RES1 - SINGLE FAMILY DWELLING	\$206,015	\$103,007	0.00%	0.00%	\$0	\$0
US000668	RESIDENTIAL STRUCTURE	RES1 - SINGLE FAMILY DWELLING	\$183,790	\$91,895	0.00%	0.00%	\$0	\$0
US000669	RESIDENTIAL STRUCTURE	RES2 - MANUF HOUSING	\$61,072	\$30,536	0.00%	0.00%	\$0	\$0
US000670	RESIDENTIAL STRUCTURE	RES2 - MANUF HOUSING	\$148,284	\$74,142	0.00%	0.00%	\$0	\$0
US000671	RESIDENTIAL STRUCTURE	RES2 - MANUF HOUSING	\$51,588	\$25,794	0.00%	0.00%	\$0	\$0
US000672	RESIDENTIAL STRUCTURE	RES2 - MANUF HOUSING	\$87,428	\$43,714	0.00%	0.00%	\$0	\$0
US000673	RESIDENTIAL STRUCTURE	RES2 - MANUF HOUSING	\$182,503	\$91,252	0.00%	0.00%	\$0	\$0
US000674	RESIDENTIAL STRUCTURE	RES2 - MANUF HOUSING	\$203,127	\$101,564	0.00%	0.00%	\$0	\$0

Hazard Mitigation Plan Update, Pala Band of Mission Indians

US000675	RESIDENTIAL STRUCTURE	RES2 - MANUF HOUSING	\$86,661	\$43,330	0.00%	0.00%	\$0	\$0
US000676	RESIDENTIAL STRUCTURE	RES2 - MANUF HOUSING	\$171,018	\$85,509	0.00%	0.00%	\$0	\$0
US000677	RESIDENTIAL STRUCTURE	RES2 - MANUF HOUSING	\$56,443	\$28,222	0.00%	0.00%	\$0	\$0
US000678	SHED	COM1 – RETAIL TRADE	\$44,644	\$44,644	0.00%	0.00%	\$0	\$0
US000679	GARAGE	COM10 - PARKING	\$297,142	\$297,142	0.00%	0.00%	\$0	\$0
US000680	RESIDENTIAL STRUCTURE	RES2 - MANUF HOUSING	\$198,077	\$99,038	0.00%	0.00%	\$95	\$13
US000681	STABLE	COM2 - WAREHOUSE	\$511,485	\$511,485	0.00%	0.00%	\$1	\$81
US000682	STABLE	COM2 - WAREHOUSE	\$260,652	\$260,652	0.00%	0.00%	\$1	\$21
US000683	RESIDENTIAL STRUCTURE	RES2 - MANUF HOUSING	\$230,197	\$115,099	0.00%	0.00%	\$0	\$0
US000684	RESIDENTIAL STRUCTURE	RES1 - SINGLE FAMILY DWELLING	\$97,778	\$48,889	0.00%	0.00%	\$68	\$42
US000685	RESIDENTIAL STRUCTURE	RES1 - SINGLE FAMILY DWELLING	\$188,516	\$94,258	0.00%	0.00%	\$0	\$0
US000686	RESIDENTIAL STRUCTURE	RES1 - SINGLE FAMILY DWELLING	\$45,358	\$22,679	0.00%	0.00%	\$34	\$21

Hazard Mitigation Plan Update, Pala Band of Mission Indians

US000687	RESIDENTIAL STRUCTURE	RES1 - SINGLE FAMILY DWELLING	\$628,449	\$314,224	0.00%	0.00%	\$0	\$0
US000688	GARAGE	COM10 - PARKING	\$97,573	\$97,573	0.00%	0.00%	\$36	\$120
US000689	WATER TREATMENT PLANT	COM1 – RETAIL TRADE	\$55,027	\$55,027	0.00%	0.00%	\$43	\$128
US000690	OTHER	COM1 – RETAIL TRADE	\$100,882	\$100,882	0.00%	0.00%	\$0	\$0
US000691	RESIDENTIAL STRUCTURE	RES1 - SINGLE FAMILY DWELLING	\$293,130	\$146,565	0.00%	0.00%	\$0	\$0
US000692	OTHER	COM2 - WAREHOUSE	\$81,058	\$81,058	0.00%	0.00%	\$0	\$0
US000693	OTHER	COM2 - WAREHOUSE	\$40,859	\$40,859	0.00%	0.00%	\$0	\$0
US000694	OTHER	COM2 - WAREHOUSE	\$48,062	\$48,062	0.00%	0.00%	\$0	\$0
US000695	OTHER	COM2 - WAREHOUSE	\$38,177	\$38,177	0.00%	0.00%	\$0	\$0
US000696	OTHER	COM2 - WAREHOUSE	\$22,571	\$22,571	0.00%	0.00%	\$0	\$0
US000697	OTHER	COM2 - WAREHOUSE	\$24,128	\$24,128	0.00%	0.00%	\$0	\$0
US000698	OTHER	COM2 - WAREHOUSE	\$24,820	\$24,820	0.00%	0.00%	\$0	\$0

Hazard Mitigation Plan Update, Pala Band of Mission Indians

US000699	OTHER	COM2 - WAREHOUSE	\$46,883	\$46,883	0.00%	0.00%	\$0	\$0
US000700	SHED	COM1 – RETAIL TRADE	\$53,469	\$53,469	0.00%	0.00%	\$0	\$0
US000701	SHED	COM1 – RETAIL TRADE	\$32,034	\$32,034	0.00%	0.00%	\$0	\$0
US000702	SHED	COM1 – RETAIL TRADE	\$22,593	\$22,593	0.00%	0.00%	\$0	\$0
US000703	SHED	COM1 – RETAIL TRADE	\$52,117	\$52,117	0.00%	0.00%	\$0	\$0
US000704	RESIDENTIAL STRUCTURE	RES1 - SINGLE FAMILY DWELLING	\$226,055	\$113,028	0.00%	0.00%	\$0	\$0
US000705	SHED	COM1 – RETAIL TRADE	\$175,571	\$175,571	0.00%	0.00%	\$0	\$0
US000706	GARAGE	COM10 - PARKING	\$106,247	\$106,247	0.00%	0.00%	\$0	\$0
US000707	RESIDENTIAL STRUCTURE	RES1 - SINGLE FAMILY DWELLING	\$378,460	\$189,230	0.00%	0.00%	\$0	\$0
US000708	FIFTHWHEEL	REL1 – CHURCH	\$42,979	\$42,979	0.00%	0.00%	\$0	\$0
US000709	GARAGE	COM10 - PARKING	\$75,175	\$75,175	0.00%	0.00%	\$0	\$0
US000710	OTHER	COM1 – RETAIL TRADE	\$233,377	\$233,377	0.00%	0.00%	\$0	\$0

Hazard Mitigation Plan Update, Pala Band of Mission Indians

US000711	SHED	COM1 – RETAIL TRADE	\$47,316	\$47,316	0.00%	0.00%	\$0	\$0
US000712	STORAGECONTAINER	COM2 - WAREHOUSE	\$36,555	\$36,555	0.00%	0.00%	\$0	\$0
US000713	OTHERREC	COM8 – ENTERTAINMENT & RECREATION	\$156,417	\$156,417	0.00%	0.00%	\$0	\$0
US000714	WATER TREATMENT PLANT	COM1 – RETAIL TRADE	\$54,280	\$54,280	0.00%	0.00%	\$0	\$0
US000715	WATER TREATMENT PLANT	COM1 – RETAIL TRADE	\$71,898	\$71,898	0.00%	0.00%	\$0	\$0
US000716	STORAGECONTAINER	COM2 - WAREHOUSE	\$44,601	\$44,601	0.00%	0.00%	\$0	\$0
US000717	STORAGECONTAINER	COM2 - WAREHOUSE	\$46,342	\$46,342	0.00%	0.00%	\$0	\$0
US000718	STORAGECONTAINER	COM2 - WAREHOUSE	\$53,091	\$53,091	0.00%	0.00%	\$0	\$0
US000719	STORAGECONTAINER	COM2 - WAREHOUSE	\$42,049	\$42,049	0.00%	0.00%	\$0	\$0
US000720	RESIDENTIAL STRUCTURE	RES1 - SINGLE FAMILY DWELLING	\$392,357	\$196,179	0.00%	0.00%	\$0	\$0
US000721	RESIDENTIAL STRUCTURE	RES1 - SINGLE FAMILY DWELLING	\$392,357	\$196,179	0.00%	0.00%	\$0	\$0

Hazard Mitigation Plan Update, Pala Band of Mission Indians

US000722	RESIDENTIAL STRUCTURE	RES2 - MANUF HOUSING	\$80,961	\$40,481	0.00%	0.00%	\$0	\$0
US000723	RESIDENTIAL STRUCTURE	RES2 - MANUF HOUSING	\$83,427	\$41,713	0.00%	0.00%	\$0	\$0
US000724	RESIDENTIAL STRUCTURE	RES2 - MANUF HOUSING	\$62,586	\$31,293	0.00%	0.00%	\$0	\$0
US000725	RESIDENTIAL STRUCTURE	RES2 - MANUF HOUSING	\$49,598	\$24,799	0.00%	0.00%	\$0	\$0
US000726	RESIDENTIAL STRUCTURE	RES2 - MANUF HOUSING	\$51,782	\$25,891	0.00%	0.00%	\$0	\$0
US000727	RESIDENTIAL STRUCTURE	RES2 - MANUF HOUSING	\$22,311	\$11,156	0.00%	0.00%	\$0	\$0
US000728	RESIDENTIAL STRUCTURE	RES1 - SINGLE FAMILY DWELLING	\$120,663	\$60,331	0.00%	0.00%	\$0	\$0
US000729	SHED	COM1 – RETAIL TRADE	\$38,523	\$38,523	0.00%	0.00%	\$0	\$0
US000730	SHED	COM1 – RETAIL TRADE	\$29,157	\$29,157	0.00%	0.00%	\$0	\$0
US000731	OTHER	COM1 – RETAIL TRADE	\$91,787	\$91,787	0.00%	0.00%	\$0	\$0
US000732	OTHER	COM1 – RETAIL TRADE	\$221,783	\$221,783	0.00%	0.00%	\$163	\$482
US000733	OTHER	COM1 – RETAIL TRADE	\$51,285	\$51,285	0.00%	0.00%	\$231	\$737

Hazard Mitigation Plan Update, Pala Band of Mission Indians

US000734	RESIDENTIAL STRUCTURE	RES2 - MANUF HOUSING	\$199,212	\$99,606	0.00%	0.00%	\$0	\$0
US000735	RESIDENTIAL STRUCTURE	RES2 - MANUF HOUSING	\$33,927	\$16,963	0.00%	0.00%	\$0	\$0
US000736	SHED	COM1 – RETAIL TRADE	\$30,325	\$30,325	0.00%	0.00%	\$0	\$0
US000737	RESIDENTIAL STRUCTURE	RES2 - MANUF HOUSING	\$25,188	\$12,594	0.00%	0.00%	\$0	\$0
US000738	RESIDENTIAL STRUCTURE	RES2 - MANUF HOUSING	\$121,009	\$60,505	0.00%	0.00%	\$0	\$0
US000739	RESIDENTIAL STRUCTURE	RES2 - MANUF HOUSING	\$31,407	\$15,703	0.00%	0.00%	\$0	\$0
US000740	RESIDENTIAL STRUCTURE	RES2 - MANUF HOUSING	\$74,256	\$37,128	0.00%	0.00%	\$0	\$0
US000741	SHED	COM1 – RETAIL TRADE	\$50,538	\$50,538	0.00%	0.00%	\$0	\$0
US000742	GARAGE	COM10 - PARKING	\$180,102	\$180,102	0.00%	0.00%	\$0	\$0
US000743	GARAGE	COM10 - PARKING	\$98,503	\$98,503	0.00%	0.00%	\$0	\$0
US000744	GARAGE	COM10 - PARKING	\$114,542	\$114,542	0.00%	0.00%	\$0	\$0
US000745	GARAGE	COM10 - PARKING	\$60,294	\$60,294	0.00%	0.00%	\$0	\$0

Hazard Mitigation Plan Update, Pala Band of Mission Indians

US000746	STORAGECONTAINER	COM2 - WAREHOUSE	\$96,838	\$96,838	0.00%	0.00%	\$0	\$0
US000747	STORAGECONTAINER	COM2 - WAREHOUSE	\$26,702	\$26,702	0.00%	0.00%	\$0	\$0
US000748	STORAGECONTAINER	COM2 - WAREHOUSE	\$25,112	\$25,112	0.00%	0.00%	\$0	\$0
US000749	SHED	COM1 – RETAIL TRADE	\$44,039	\$44,039	0.00%	0.00%	\$0	\$0
US000750	RESIDENTIAL STRUCTURE	RES2 - MANUF HOUSING	\$46,094	\$23,047	0.00%	0.00%	\$0	\$0
US000751	SHED	COM1 – RETAIL TRADE	\$72,947	\$72,947	0.00%	0.00%	\$0	\$0
US000752	SHED	COM1 – RETAIL TRADE	\$20,311	\$20,311	0.00%	0.00%	\$0	\$0
US000753	BARN	COM2 - WAREHOUSE	\$105,079	\$105,079	0.00%	0.00%	\$0	\$0
US000754	STORAGECONTAINER	COM2 - WAREHOUSE	\$102,883	\$102,883	0.00%	0.00%	\$0	\$0
US000755	SHED	COM1 – RETAIL TRADE	\$29,990	\$29,990	0.00%	0.00%	\$0	\$0
US000756	RESIDENTIAL STRUCTURE	RES1 - SINGLE FAMILY DWELLING	\$219,069	\$109,534	0.00%	0.00%	\$0	\$0
US000757	RESIDENTIAL STRUCTURE	RES1 - SINGLE FAMILY DWELLING	\$460,924	\$230,462	0.00%	0.00%	\$0	\$0

Hazard Mitigation Plan Update, Pala Band of Mission Indians

US000758	SHED	COM1 – RETAIL TRADE	\$92,447	\$92,447	0.00%	0.00%	\$0	\$0
US000759	STORAGECONTAINER	COM2 - WAREHOUSE	\$189,133	\$189,133	0.00%	0.00%	\$0	\$0
US000760	SHED	COM1 – RETAIL TRADE	\$37,463	\$37,463	0.00%	0.00%	\$0	\$0
US000761	SHED	COM1 – RETAIL TRADE	\$69,724	\$69,724	0.00%	0.00%	\$0	\$0
US000762	SHED	COM1 – RETAIL TRADE	\$31,720	\$31,720	0.00%	0.00%	\$0	\$0
US000763	STORAGECONTAINER	COM2 - WAREHOUSE	\$44,277	\$44,277	0.00%	0.00%	\$0	\$0
US000764	STORAGECONTAINER	COM2 - WAREHOUSE	\$33,364	\$33,364	0.00%	0.00%	\$0	\$0
US000765	STORAGECONTAINER	COM2 - WAREHOUSE	\$31,980	\$31,980	0.00%	0.00%	\$0	\$0
US000766	RESIDENTIAL STRUCTURE	RES1 - SINGLE FAMILY DWELLING	\$225,352	\$112,676	0.00%	0.00%	\$218	\$130
US000767	RACETRACK	COM8 – ENTERTAINMENT & RECREATION	\$652,123	\$652,123	0.00%	0.00%	\$0	\$0
US000768	RACETRACK	COM8 – ENTERTAINMENT & RECREATION	\$166,713	\$166,713	0.00%	0.00%	\$0	\$0

Hazard Mitigation Plan Update, Pala Band of Mission Indians

US000769	RACETRACK	COM8 – ENTERTAINMENT & RECREATION	\$75,208	\$75,208	0.00%	0.00%	\$0	\$0
US000770	RACETRACK	COM8 – ENTERTAINMENT & RECREATION	\$75,208	\$75,208	0.00%	0.00%	\$0	\$0
US000771	RACETRACK	COM8 – ENTERTAINMENT & RECREATION	\$384,873	\$384,873	0.00%	0.00%	\$0	\$0
US000772	GRANDSTAND	COM8 – ENTERTAINMENT & RECREATION	\$367,148	\$367,148	0.00%	0.00%	\$800	\$3,851
US000773	INDUSTRIAL	IND2 – LIGHT INDUSTRY	\$29,579	\$44,369	0.00%	0.00%	\$0	\$0